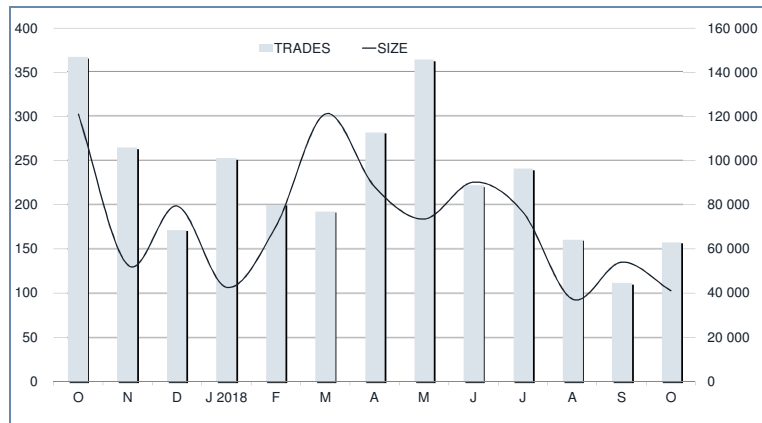
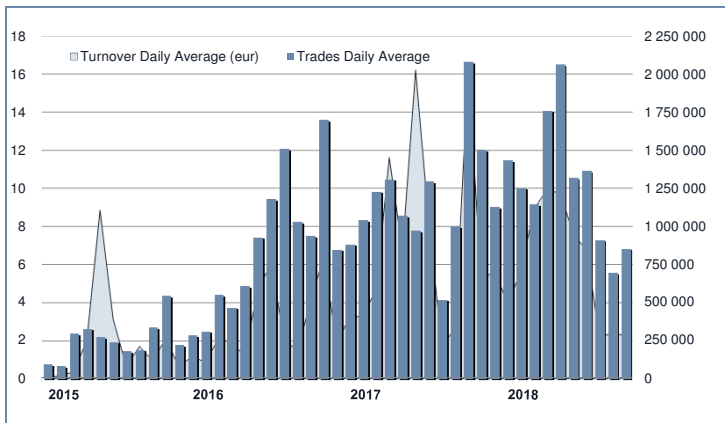




ATFund Statistics

October 2018

TRADING EVOLUTION



MAIN INDICATORS

LISTED FUNDS

	LISTED END of MONTH	AUM in MT	
		eur m 28/09/2018	eur m 31/10/2018
CORPORATE AND GOV. BOND	35	68.85	69.15
DEVELOPED MARKETS	35	47.70	44.80
EMERGING	2	0.16	0.15
STYLE	1	0.09	0.09
OTHERS	52	231.19	226.76
TOTAL	125	347.99	340.95

TRADING

	SEPTEMBER 2018	OCTOBER 2018	JAN - OCT 2018
	Turnover eur m	Turnover eur m	Turnover eur m
CORPORATE AND GOV. BOND	0.8	2.8	20.47
DEVELOPED MARKETS	2.0	1.2	22.10
EMERGING	0.0	0.0	0.21
STYLE	-	-	-
OTHERS	3.2	2.4	114.17
TOTAL	6.05	6.01	156.96

MOST TRADED IN THE MONTH BY TURNOVER

Name	Trading Code	ISIN	TURNOVER	
			eur m	% TOT
1 ACOMEA BREVE TERMINE CLASSE Q2	ACABRT	IT0005090870	1.00	15.4%
2 ACOMEA PATRIMONIO PRUDENTE CLASSE Q2	ACAPRU	IT0005091019	0.99	15.3%
3 ACOMEA PERFORMANCE CLASSE Q2	ACAPER	IT0005090912	0.99	15.3%
4 FINLABO DYNAMIC EQUITY - CLASSE L	FINLDE	LU1397788552	0.61	9.4%
5 PLURIMA GLOBAL STAR RETURN FUND A LISTED	POGSRF	IE00822ZR401	0.51	7.9%
6 OPEN CAPITAL PROFESSIONAL ITALY	OCPPPI	IT0005279754	0.33	5.1%
7 NEW MILLEN MULTI ASSET OPPORTUN CLASSE L	NMMAO	LU1363165751	0.28	4.3%
8 OPEN CAPITAL TOTAL RETURN CLASSE L	OCPTR	IT0005279515	0.25	3.9%
9 NEW MILLENNIUM EURO EQUITIES CLASSE L	NMEE	LU1148873406	0.22	3.5%
10 ATOMO GLOBAL RETURN - CLASSE L	ATMGLR	LU1391065395	0.19	2.9%

MOST TRADED IN THE YEAR BY TURNOVER

Name	Trading Code	ISIN	TURNOVER	
			eur m	% TOT
1 OPEN CAPITAL TOTAL RETURN CLASSE L	OCPTR	IT0005279515	56.50	36.0%
2 NEW MILLEN MULTI ASSET OPPORTUN CLASSE L	NMMAO	LU1363165751	18.29	11.7%
3 OPEN CAPITAL PROFESSIONAL ITALY	OCPPPI	IT0005279754	17.01	10.8%
4 ALESSIA - VOLCOR BETA ZERO CLASS Q	AVBZ01	LU1238726811	10.01	6.4%
5 PLURIMA GLOBAL STAR RETURN FUND A LISTED	POGSRF	IE00822ZR401	5.27	3.4%
6 WOODPECKER - FLEXIBLE ROCK CLASSE T	WPCROC	LU1271869874	4.89	3.1%
7 PHARUS SICAV - EUROPE ABSOLUTE FUND Q	PSEAFQ	LU1437803767	3.25	2.1%
8 COMPAM FUND FLEXIBLE BOND CLASSE Q	COMFB0	LU1472302576	2.85	1.8%
9 ACOMEA BREVE TERMINE CLASSE Q2	ACABRT	IT0005090870	2.82	1.8%
10 PHARUS ALGO FLEX CLASS Q	PHSAFQ	LU1136402788	2.75	1.8%

What is ATFund (@Fund)

ATFund is a multilateral trading facilities (MTF) for open-end funds.

Clients can enter buy and sell orders between 8:00 a.m. and 10:55 a.m. Orders must indicate the quantity only.

Between 10:55 and 11 a.m. only the Appointed Intermediary can insert orders to execute the imbalance between buy and sell quantities. Trades are concluded within one minute after 11 a.m.

Contracts concluded at T are valued the following day (T+1) with the NAV (in Euro) as of day T provided by the issuers of listed funds by the cut-off time (5:00 pm).

Trades, valued at NAV, are settled in Monte Titoli the third day following the conclusion of contracts (T+3).

News:

ATFund AUM reached €340.95 mln (+29.25% vs October 2017).

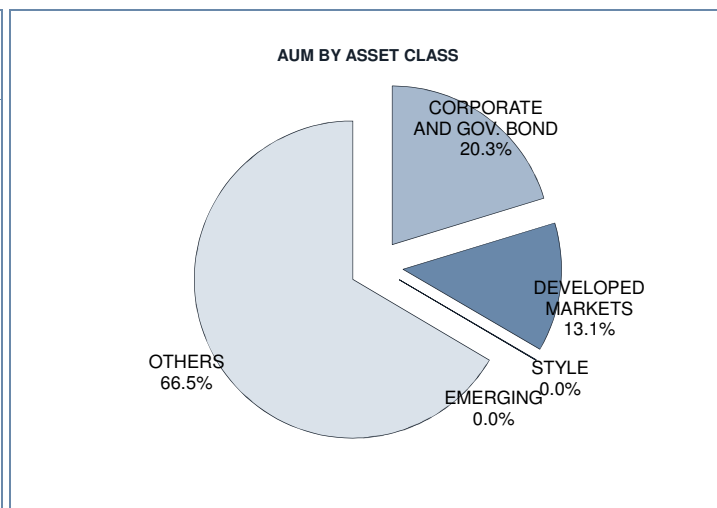
New instrument listed in October:
• Pensplan Generation Dynamic PIR

Note: ATFund figures are included in the ETFPlus until September 2018

TURNOVER		SEPTEMBER 2018		OCTOBER 2018		YEAR 2018			
		Trades	Turnover eur m	Trades	Turnover eur m	Trades	% TOT	Turnover eur m	% TOT
0	20 000	78	0.22	116	0.34	1 350	61.7%	3.99	2.5%
20 000	50 000	13	0.44	23	0.84	287	13.1%	9.69	6.2%
50 000	100 000	7	0.50	10	0.63	196	9.0%	13.17	8.4%
100 000	500 000	11	2.82	6	1.69	283	12.9%	57.63	36.7%
500 000		3	2.06	3	2.98	71	3.2%	72.47	46.2%
TOTAL		112	6.05	158	6.49	2 187		156.95	

FOCUS

FUNDS WITH HIGHEST TURNOVER				
MONTH	NAME	TRADING CODE	ISIN	EUR
OCTOBER	OPEN CAPITAL TOTAL RETURN CLASSE L	OCPTR	IT0005279515	26 724 349
NOVEMBER	OPEN CAPITAL TOTAL RETURN CLASSE L	OCPTR	IT0005279515	4 867 345
DECEMBER	OPEN CAPITAL TOTAL RETURN CLASSE L	OCPTR	IT0005279515	5 317 515
JANUARY 2018	PHARUS SICAV - EUROPE ABSOLUTE FUND Q	PSEAFQ	LU1437803767	2 565 471
FEBRUARY	PLURIMA GLOBAL STAR RETURN FUND A LISTED	POGSRF	IE00BZ2ZR401	4 270 475
MARCH	ALESSIA - VOLCOR BETA ZERO CLASS Q	AVBZ01	LU1238726811	6 762 347
APRIL	OPEN CAPITAL TOTAL RETURN CLASSE L	OCPTR	IT0005279515	14 552 139
MAY	OPEN CAPITAL TOTAL RETURN CLASSE L	OCPTR	IT0005279515	13 143 688
JUNE	OPEN CAPITAL TOTAL RETURN CLASSE L	OCPTR	IT0005279515	8 925 833
JULY	OPEN CAPITAL TOTAL RETURN CLASSE L	OCPTR	IT0005279515	8 883 817
AUGUST	OPEN CAPITAL TOTAL RETURN CLASSE L	OCPTR	IT0005279515	2 017 295
SEPTEMBER	OPEN CAPITAL TOTAL RETURN CLASSE L	OCPTR	IT0005279515	1 688 317
OCTOBER	ACOMEA BREVE TERMINE CLASSE Q2	ACABRT	IT0005090870	999 458



MAIN INDICATORS - DEVELOPED MARKETS

Name	Trading Code	ISIN	28/09/2018	Reference Price 31/10/2018	Var %	OCTOBER 2018		JAN-OCT 2018	
						trades	Turnover €	trades	Turnover €
1 8A+ EIGER - CLASSE Q	8AECQ	IT0005114530	114.845	9.8264	-2.6%	0	-	31	2 165 934
2 8A+ GRAN PARADISO - CLASSE Q	8AGCQ	IT0005137770	96.559	9.9552	1.8%	1	47 656	1	47 656
3 ACOMEA AMERICA CLASSE Q2	ACAAME	IT0005091142	22.039	12.22	-8.9%	4	59 209	38	264 734
4 ACOMEA ASIA PACIFICO CLASSE Q2	ACAAPA	IT0005091183	6.372	106.7	-5.2%	7	62 390	93	355 107
5 ACOMEA EUROPA CLASSE Q2	ACAEP	IT0005091167	16.281	10.49	-2.0%	3	47	62	500 918
6 ACOMEA GLOBALE CLASSE Q2	ACAGLO	IT0005091100	14.119	88.81	-0.1%	4	294	55	264 910
7 ACOMEA ITALIA CLASSE Q2	ACAITA	IT0005091233	22.851			24	1 086	97	34 189
8 ALBEMARLE TARGET EUROPE - CLASS X	ATLTEU	IE00BYZZQ212	117.3586	89.79	-4.6%	0	-	4	4 400
9 ALBEMARLE TARGET ITALY - CLASS X	ATLTIT	IE00BYZZPY67	110.6491	80.91	-1.7%	0	-	8	82 941
10 ALBEMARLE TARGET ITALY HEDGED - CLASS X	ATLTIH	IE00BDHF6114	97.614	100.816	0.1%	0	-	12	133 689
11 ALESSIA - VOLCOR BETA ZERO CLASS Q	AVBZ01	LU1238726811	119.84	112.758	-3.1%	7	122 974	64	10 008 650
12 APSLEY FUND ICAV - OPTIMA STAR FUND	OPTMSF	IE00BDZ9X585		94.14	n.a.	0	-	0	-
13 ATLANTE GREATER ASIA - CLASS X	ATLGRA	IE00BYZZQ105		95.7	-5.3%			2	624
14 ATOMO MADE IN ITALY FUND - CLASSE L	ATMMIF	LU1391064828	139.18	96.456	-2.8%	0	-	7	293 829
15 COMPAM ACTIVE EQUITY SELECTION CLASSE Q	COMAES	LU1275426606	113.276	11.2739	0.1%	0	-	1	212
16 COMPAM ACTIVE EUROPEAN EQUITY CLASSE Q	COMAEE	LU1275425897	99.271			0	-	0	-
17 COMPAM FUND - SB EQUITY CLASSE Q	COMSBE	LU1275426275	112.144	11.011	-2.7%	0	-	0	-
18 COMPAM FUND ACTIVE GLOBAL EQUITY	COMGEQ	LU1783934646		97.642	n.a.	0	-	0	-
19 DIAMAN SICAV MATHEMATICS EUR CLASS P	DIAMAM	LU0277563010	858.66	89.19	-7.1%	0	-	8	38 078
20 FINLABO DYNAMIC EQUITY - CLASSE L	FINLDE	LU1397788552	102.87	10.082	-0.5%	5	607 245	22	672 578
21 NEW MILLENNIUM EURO EQUITIES CLASSE L	NMEE	LU1148873406	64.51	92.48	-5.9%	1	224 146	2	333 189
22 NEW MILLENNIUM GLOBAL EQUITIES EUR HED L	NMGE	LU1148873588	99.06			0	-	4	54 937
23 PHARUS GLOBAL VALUE EQUITY CLASS Q	PSGVQ	LU1371515534	113.77	9.7022	-1.1%	2	51 379	21	1 573 602
24 PHARUS GLOBAL VALUE EQUITY CLASS QH	PSGVQH	LU1371515880	115.71	10.3291	2.3%	1	54 470	16	832 229
25 PHARUS GLOBAL VALUE EQUITY CLASS QHD	PSGQHD	LU1574104151	102.15	107.122	-4.5%	0	-	1	10 101
26 PHARUS INTERNATION EQUITY QUANT CLASS Q	PHSIEQ	LU1136402192	98.25			2	7 867	5	28 016
27 PHARUS SICAV - EUROPE ABSOLUTE FUND Q	PSEAFQ	LU1437803767	107.44	106.935	-5.6%	0	-	8	3 246 669
28 PHARUS VALUE CLASS Q	PHSVQ	LU1136401970	96.05	103.4	0.3%	0	-	5	74 981
29 QUAESTIO - PIR SMALL CAP	QPIRSC	IT0005345373	100	85.87	-10.6%	0	-	0	-
30 RIVAGE EQUITY OPT STRAT (REOS) CLASSE HC	RIEPAM	FR0013250644	112.61	116.36	-2.9%	0	-	0	-
31 VG SICAV EUROPEAN EQUITY CLASS L	VGUEEQ	LU1501201872	100	97.178	-5.0%	0	-	0	-
32 VG SICAV US EQUITY FUND CLASSE L	VGUSEQ	LU1501194218	100	90.502	-2.0%	0	-	0	-
33 VG SICAV WORLD EQUITY FUND CLASSE L	VGWOEQ	LU1501196932	100	95.046	-0.2%	0	-	0	-
34 WOODPECKER - BALANCED BRAVE CLASSE T	WPCBRA	LU1271869445	116.333	119.145	-5.4%	0	-	9	1 046 685
35 WOODPECKER - PURE EQUITY CLASSE T	WPCPEQ	LU1271869791	126.007	100.265	-0.8%	0	-	3	34 998
36 ZENIT STOCK PICKING PIR CLASSE Q	ZMSSP1	LU1172560655	96.01	10.1723	0.2%	0	-	1	546

