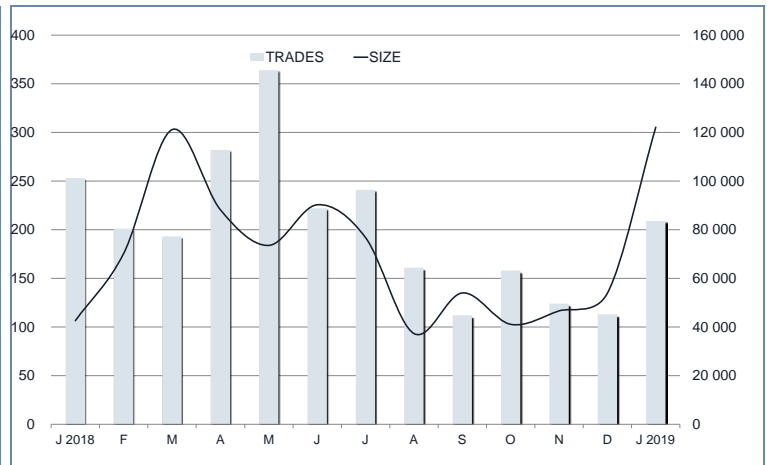
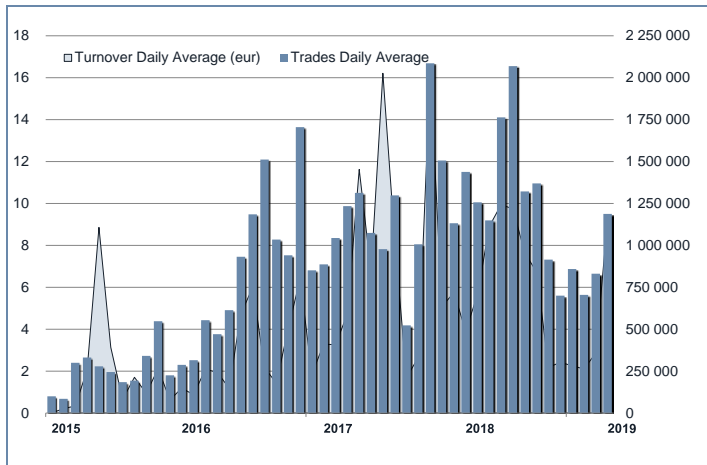


**ATFund Statistics**
**January 2019**
**TRADING EVOLUTION**

**MAIN INDICATORS**
**LISTED FUNDS**

	LISTED END of MONTH	AUM in MT	
		eur m 28/12/2018	eur m 31/01/2019
CORPORATE AND GOV. BOND	34	66.39	67.22
DEVELOPED MARKETS	34	44.06	42.92
EMERGING	1	0.15	0.16
STYLE	1	-	0.09
OTHERS	53	223.36	233.85
<b>TOTAL</b>	<b>123</b>	<b>333.97</b>	<b>344.24</b>

**TRADING**

	DECEMBER 2018	JANUARY 2019	JANUARY 2019
	Turnover eur m	Turnover eur m	Turnover eur m
CORPORATE AND GOV. BOND	0.6	2.3	1.2
DEVELOPED MARKETS	2.5	0.9	3.7
EMERGING	0.0	0.0	0.0
STYLE	-	0.1	0.1
OTHERS	2.7	2.8	20.5
<b>TOTAL</b>	<b>5.78</b>	<b>6.09</b>	<b>25.52</b>

**MOST TRADED IN THE MONTH BY TURNOVER**

Name	Trading Code	ISIN	TURNOVER	
			eur m	% TOT
1 OPEN CAPITAL TOTAL RETURN CLASSE L	OCPTR	IT0005279515	11.14	43.6%
2 NEW MILLEN MULTI ASSET OPPORTUN CLASSE L	NMMAO	LU1363165751	8.62	33.8%
3 ACOMEA ASIA PACIFICO CLASSE Q2	ACAAPA	IT0005091183	3.18	12.4%
4 ACOMEA PERFORMANCE CLASSE Q2	ACAPER	IT0005090912	0.36	1.4%
5 ALESSIA - VOLCOR BETA ZERO CLASS Q	AVBZ01	LU1238726811	0.24	0.9%
6 WOODPECKER - FLEXIBLE ROCK CLASSE T	WPCROC	LU1271869874	0.22	0.9%
7 PHARUS ALGO FLEX CLASS Q	PHSAFQ	LU1136402788	0.21	0.8%
8 TCW METWEST TOTAL RET BOND HEDGE ATFHE	TCWMW2	LU1266771895	0.19	0.8%
9 PHARUS TARGET CLASS Q	PHSTQ	LU1136402432	0.19	0.7%
10 ACOMEA BREVE TERMINE CLASSE Q2	ACABRT	IT0005090870	0.15	0.6%

**MOST TRADED IN THE YEAR BY TURNOVER**

Name	Trading Code	ISIN	TURNOVER	
			eur m	% TOT
1 OPEN CAPITAL TOTAL RETURN CLASSE L	OCPTR	IT0005279515	11.14	43.6%
2 NEW MILLEN MULTI ASSET OPPORTUN CLASSE L	NMMAO	LU1363165751	8.62	33.8%
3 ACOMEA ASIA PACIFICO CLASSE Q2	ACAAPA	IT0005091183	3.18	12.4%
4 ACOMEA PERFORMANCE CLASSE Q2	ACAPER	IT0005090912	0.36	1.4%
5 ALESSIA - VOLCOR BETA ZERO CLASS Q	AVBZ01	LU1238726811	0.24	0.9%
6 WOODPECKER - FLEXIBLE ROCK CLASSE T	WPCROC	LU1271869874	0.22	0.9%
7 PHARUS ALGO FLEX CLASS Q	PHSAFQ	LU1136402788	0.21	0.8%
8 TCW METWEST TOTAL RET BOND HEDGE ATFHE	TCWMW2	LU1266771895	0.19	0.8%
9 PHARUS TARGET CLASS Q	PHSTQ	LU1136402432	0.19	0.7%
10 ACOMEA BREVE TERMINE CLASSE Q2	ACABRT	IT0005090870	0.15	0.6%

**What is ATFund (@Fund)**

ATFund is a multilateral trading facilities (MTF) for open-end funds.  
 Clients can enter buy and sell orders between 8:00 a.m. and 10:55 a.m. Orders must indicate the quantity only.  
 Between 10:55 and 11 a.m. only the Appointed Intermediary can insert orders to execute the imbalance between buy and sell quantities. Trades are concluded within one minute after 11 am.  
 Contracts concluded at T are valued the following day (T+1) with the NAV (in Euro) as of day T provided by the issuers of listed funds by the cut-off time (5:00 pm).  
 Trades, valued at NAV, are settled in Monte Titoli the third day following the conclusion of contracts (T+3).

**News:**

ATFund AUM reached €344.28 mln (+23.55% vs January 2018).

New instrument listed in January:

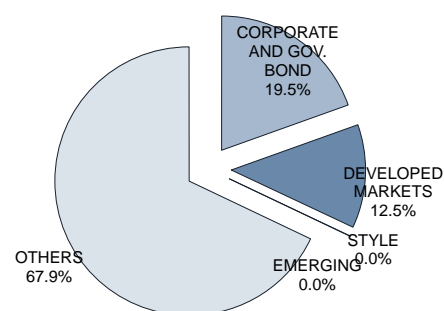
- COMPAM FUND DOUBLE ACTION FOCUS

TURNOVER		DECEMBER 2018		JANUARY 2019			
		Trades	Turnover eur m	Trades	% TOT	Turnover eur m	% TOT
0	20 000	73	0.18	139	66.5%	0.42	1.6%
20 000	50 000	18	0.57	23	11.0%	0.80	3.1%
50 000	100 000	8	0.57	17	8.1%	1.10	4.3%
100 000	500 000	11	2.83	23	11.0%	4.80	18.8%
500 000		3	1.94	7	3.3%	18.41	72.1%
	<b>TOTAL</b>	<b>113</b>	<b>6.09</b>	<b>209</b>		<b>25.52</b>	

## FOCUS

FUNDS WITH HIGHEST TURNOVER				
MONTH	NAME	TRADING CODE	ISIN	EUR
JANUARY 2018	PHARUS SICAV - EUROPE ABSOLUTE FUND Q	PSEAFQ	LU1437803767	2 565 471
FEBRUARY	PLURIMA GLOBAL STAR RETURN FUND A LISTED	POGSRF	IE00BZ2ZR401	4 270 475
MARCH	ALESSIA - VOLCOR BETA ZERO CLASS Q	AVBZ01	LU1238726811	6 762 347
APRIL	OPEN CAPITAL TOTAL RETURN CLASSE L	OCPTR	IT0005279515	14 552 139
MAY	OPEN CAPITAL TOTAL RETURN CLASSE L	OCPTR	IT0005279515	13 143 688
JUNE	OPEN CAPITAL TOTAL RETURN CLASSE L	OCPTR	IT0005279515	8 925 833
JULY	OPEN CAPITAL TOTAL RETURN CLASSE L	OCPTR	IT0005279515	8 883 817
AUGUST	OPEN CAPITAL TOTAL RETURN CLASSE L	OCPTR	IT0005279515	2 017 295
SEPTEMBER	OPEN CAPITAL TOTAL RETURN CLASSE L	OCPTR	IT0005279515	1 688 317
OCTOBER	ACOMEA BREVE TERMINE CLASSE Q2	ACABRT	IT0005090870	999 458
NOVEMBER	PHARUS SICAV - EUROPE ABSOLUTE FUND Q	PSEAFQ	LU1437803767	1 699 222
DECEMBER	OPEN CAPITAL TOTAL RETURN CLASSE L	OCPTR	IT0005279515	1 475 277
JANUARY 2019	OPEN CAPITAL TOTAL RETURN CLASSE L	OCPTR	IT0005279515	11 139 311

## AUM BY ASSET CLASS



## MAIN INDICATORS - DEVELOPED MARKETS

Name	Trading Code	ISIN	28/12/2018	Reference Price 31/01/2019	Var %	JANUARY 2019 trades	Turnover €
1 8A+ EIGER - CLASSE Q	8AECQ	IT0005114530	100.019	106.894	6.9%	2	5 807
2 8A+ GRAN PARADISO - CLASSE Q	8AGCQ	IT0005137770	96.789	97.92	1.2%	-	-
3 ACOMEIA AMERICA CLASSE Q2	ACAAME	IT0005091142	18.393	20.334	10.6%	2	40
4 ACOMEIA ASIA PACIFICO CLASSE Q2	ACAAPA	IT0005091183	5.605	5.974	6.6%	15	3 176 520
5 ACOMEIA EUROPA CLASSE Q2	ACAEUP	IT0005091167	14.481	15.274	5.5%	3	336
6 ACOMEIA GLOBALE CLASSE Q2	ACAGLO	IT0005091100	12.685	13.701	8.0%	5	7 198
7 ACOMEIA ITALIA CLASSE Q2	ACAITA	IT0005091233	19.097	20.319	6.4%	27	4 674
8 ALBEMARLE TARGET EUROPE - CLASS X	ATLTEU	IE00BYZZQ212	97.6595	106.9229	9.5%	-	-
9 ALBEMARLE TARGET ITALY - CLASS X	ATLTIT	IE00BYZZPY67	96.2773	104.1423	8.2%	-	-
10 ALBEMARLE TARGET ITALY HEDGED - CLASS X	ATLTIH	IE00BDHF6114	94.6094	95.5803	1.0%	-	-
11 ALESSIA - VOLCOR BETA ZERO CLASS Q	AVBZ01	LU1238726811	114.9	117.32	2.1%	5	236 941
12 APSLEY FUND ICAV - OPTIMA STAR FUND	OPTMSF	IE00BDZ9X585		100.322	n.a.	1	30 000
13 ATOMO MADE IN ITALY FUND - CLASSE L	ATMMIF	LU1391064828	120.22	129.67	7.9%	-	-
14 COMPAM ACTIVE EQUITY SELECTION CLASSE Q	COMAES	LU1275426606	100.287	106.124	5.8%	-	-
15 COMPAM ACTIVE GLOBAL LONG SHORT	COMAEE	LU1275425897	92.592	94.971	2.6%	-	-
16 COMPAM FUND - SB EQUITY CLASSE Q	COMSBE	LU1275426275	102.438	108.83	6.2%	-	-
17 COMPAM FUND ACTIVE GLOBAL EQUITY	COMGEQ	LU1783934646	-	-	-	-	-
18 DIAMAN SICAV MATHEMATICS EUR CLASS P	DIAMAM	LU0277563010	761.01	770.88	1.3%	-	-
19 FINLABO DYNAMIC EQUITY - CLASSE L	FINLDE	LU1397788552	97.32	99.46	2.2%	1	32 448
20 NEW MILLENNIUM EURO EQUITIES CLASSE L	NMEE	LU1148873406	55.42	59.04	6.5%	-	-
21 NEW MILLENNIUM GLOBAL EQUITIES EUR HED L	NMGE	LU1148873588	84.82	90.74	7.0%	-	-
22 PHARUS GLOBAL VALUE EQUITY CLASS Q	PSGVQ	LU1371515534	100.93	107.81	6.8%	1	1 848
23 PHARUS GLOBAL VALUE EQUITY CLASS QH	PSGVQH	LU1371515880	101.36	107.65	6.2%	1	32 010
24 PHARUS GLOBAL VALUE EQUITY CLASS QHD	PSGVQHD	LU1574104151	89.47	95.08	6.3%	-	-
25 PHARUS INTERNATION EQUITY QUANT CLASS Q	PHSIEQ	LU1136402192	85.53	91.47	6.9%	-	-
26 PHARUS SICAV - EUROPE ABSOLUTE FUND Q	PSEAFQ	LU1437803767	94.93	97.68	2.9%	3	78 725
27 PHARUS VALUE CLASS Q	PHSVQ	LU1136401970	82.81	89.98	8.7%	2	31 593
28 QUAESTIO - PIR SMALL CAP	QPIRSC	IT0005345373	-	-	-	-	-
29 VG SICAV EUROPEAN EQUITY FUND CLASSE L	VGEUEQ	LU1501201872	-	-	-	-	-
30 VG SICAV US EQUITY FUND CLASSE L	VGUSEQ	LU1501194218	-	-	-	-	-
31 VG SICAV WORLD EQUITY FUND CLASSE L	VGWOEQ	LU1501196932	-	-	-	-	-
32 WOODPECKER - BALANCED BRAVE CLASSE T	WPCBRA	LU1271869445	109.734	113.803	3.7%	1	50 974
33 WOODPECKER - PURE EQUITY CLASSE T	WPCPEQ	LU1271869791	109.601	118.309	7.9%	-	-
34 ZENIT STOCK PICKING PIR CLASSE Q	ZMSSP1	LU1172560655	78.96	84.27	6.7%	-	-

## MAIN INDICATORS - CORPORATE AND GOV. BOND

Name	Trading Code	ISIN	28/12/2018	Reference Price 31/01/2019	Var %	JANUARY 2019 Trades	Turnover €
1 ACOMEA BREVE TERMINE CLASSE Q2	ACABRT	IT0005090870	15.614	15.859	1.6%	17	151.348
2 ACOMEA EUROBLIGAZIONARIO CLASSE Q2	ACAEUO	IT0005090896	17.883	18.396	2.9%	5	4.623
3 ACOMEA LIQUIDITA' CLASSE Q2	ACALIQ	IT0005090854	8.952	8.979	0.3%	1	2.601
4 ACOMEA PERFORMANCE CLASSE Q2	ACAPER	IT0005090912	22.095	23.382	5.8%	3	355.971
5 AISM LOW VOLATILITY FUND - E PLUS	AISMLV	LU1280406684	90.73	90.73	1.8%	-	-
6 BASE INV BONDS VALUE CLASS EUR L	BONVAL	LU1242466289	96.13	97.03	0.9%	1	44.528
7 COMPAM FUND - SB BOND CLASSE Q	COMSBB	LU1275426432	101.844	103.858	2.0%	-	-
8 COMPAM FUND FLEXIBLE BOND CLASSE Q	COMFBO	LU1472302576	97.18	98.364	1.2%	-	-
9 DIAMAN SICAV DYNAMIC INCOME CLASS P	DIADZB	LU027562558	110.77	111.11	0.3%	-	-
10 DIAMAN SICAV TARGET STRATEGY CLASS P	DIAMTS	LU1172430875	87.73	84.71	-3.4%	-	-
11 INVESTIMENTI SOSTENIBILI LIFEGATE	LGINVS	IT0005215709	95.517	97.331	1.9%	1	1.924
12 NEW MILLEN EVERG GL HI YLD BOND CLASSE L	NMEGH	LU1363165918	96.36	98.98	2.7%	-	-
13 NEW MILLENNIUM AUGUSTI HIGH QUALIT BOND L	NMHOB	LU1148873745	151.16	153.01	1.2%	-	-
14 NEW MILLENNIUM AUGUSTUM CORPORATE BOND L	NMCB	LU1148874396	214.57	217.77	1.5%	-	-
15 NEW MILLENNIUM EURO BONDS SHORT TERM L	NMEBST	LU1148873661	137.67	137.96	0.2%	-	-
16 NEW MILLENNIUM EX EUR HIGH QUALIT BOND L	NMEXHO	LU1148873828	104.3	107.18	2.8%	-	-
17 NEW MILLENNIUM INFLAT LINK BOND EUROP L	NMILB	LU1148874040	107.71	108.33	0.6%	-	-
18 NEW MILLENNIUM ITALIAN DIVERSIF BOND L	NMIDB	LU1148874479	123.5	125.41	1.5%	-	-
19 NEW MILLENNIUM LARGE EUROPE CORPORATE L	NMLEC	LU1148874123	140.72	141.83	0.8%	1	29.482
20 NEXTAM VER CAPITAL EUR CORPORATE SELECT	NPVERC	LU1814064371	-	-	-	-	-
21 PHARUS BOND OPPORTUNITIES CLASSE Q	PHSBOQ	LU1136401111	98.74	99.51	0.8%	3	100.926
22 PHARUS LIQUIDITY CLASS Q	PHSLOQ	LU1136401384	100.55	101.04	0.5%	3	4.838
23 PHARUS MARZOTTO ACTIVE BOND Q	PHSMAB	LU1371515021	96.56	97.13	0.6%	-	-
24 PHARUS TARGET CLASS Q	PHSTQ	LU1136402432	79.14	81.26	2.7%	6	188.235
25 PLURIMA GLOBAL STAR RETURN FUND A LISTED	POGSRF	IE00B2Z2R401	-	-	-	-	-
26 TCW EMER MKT LOCAL CURR INC HEDGE ATFFE	TCLWC2	LU1266771549	10.1085	10.6415	5.3%	1	208
27 TCW EMER MKT LOCAL CURRENCY INCOME ATFFE	TCLWC1	LU1266771465	10.4226	10.9662	5.2%	1	107
28 TCW EMERGING MKT INCOME ATFFE	TCEM1	LU1266771200	11.1464	11.7102	5.1%	1	456
29 TCW EMERGING MKT INCOME HEDGE ATFFE	TCEM2	LU1266771382	10.9321	11.4916	5.1%	1	93.980
30 TCW METWEST TOTAL RET BOND ATFFE	TCWMW1	LU1266771622	10.0591	10.1571	1.0%	-	-
31 TCW METWEST TOTAL RET BOND HEDGE ATFFE	TCWMW2	LU1266771895	9.845	9.9476	1.0%	1	192.375
32 TCW METWEST UNCONSTR BOND HEDGE ATFFE	TCWMU2	LU1266772356	10.0513	10.1369	0.9%	-	-
33 TCW METWEST UNCONSTRAINED BOND ATFFE	TCWMU1	LU1266772273	10.2535	10.333	0.8%	1	258
34 VG SICAV GLOBAL BOND CLASSE L	VGLLBD	LU1501220439	-	-	-	-	-

## MAIN INDICATORS - EMERGING, STYLE AND OTHERS

Name	Trading Code	ISIN	28/12/2018	Reference Price 31/01/2019	Var %	JANUARY 2019 Trades	Turnover €
1 8A+ LATEMAR - CLASSE Q	8ALCQ	IT0005114522	98.305	100.842	2.6%	-	-
2 ACOMEA FONDO ETF ATTIVO CLASSE Q2	ACAEAT	IT0005090938	4.82	5.011	4.0%	3	158
3 ACOMEA PAESI EMERGENTI CLASSE Q2	ACAPEM	IT0005091126	7.128	7.745	8.7%	5	429
4 ACOMEA PATRIMONIO AGGRESSIVO CLASSE Q2	ACAAGG	IT0005091084	4.002	4.257	6.4%	4	17
5 ACOMEA PATRIMONIO DINAMICO CLASSE Q2	ACADIN	IT0005091068	5.399	5.663	4.9%	4	22
6 ACOMEA PATRIMONIO ESENTE CLASSE Q2	ACAESSE	IT0005252801	4.859	4.771	-2.4%	-	-
7 ACOMEA PATRIMONIO PRUDENTE CLASSE Q2	ACAPRU	IT0005091019	6.088	6.429	5.6%	4	25
8 ALESSIA - ABSOLUTE RETURN MACRO CLASS Q	AARM01	LU1238726554	103.02	104.42	1.4%	-	-
9 AMAGIS DYNAMIC ALLOC TOT RET FUND L1 EUR	ADA113	MT7000015665	98.55	101.05	2.5%	4	42.103
10 ATOMO CARPINUS - CLASSE L	ATMCAR	LU1391065718	-	-	-	-	-
11 ATOMO GLOBAL RETURN - CLASSE L	ATMLRL	LU1391065395	84.66	88.15	4.1%	3	65.246
12 ATOMO MULTI STRATEGY - CLASSE L	ATMMST	LU1391065478	105.77	112.75	6.6%	-	-
13 ATOMO PLAB FLEX ABSOLUTE FUND - CLASSE L	ATMPLF	LU1391065551	99.89	102.14	2.3%	-	-
14 BASE INV BONDS MULTICURRENCY CLASS EUR L	BONMUL	LU1242466446	97.71	98.22	0.5%	-	-
15 BASE INV FLEX LOW RISK EXPOS CLASS EUR L	FLEXLO	LU1242466875	97.32	98.5	1.2%	-	-
16 COMPAM ACTIVE MARKET NEUTRAL CLASSE Q	COMAMN	LU1275426788	88.74	88.727	0.0%	3	115.358
17 COMPAM CONSERVATIVE PORTFOLIO CLASSE Q	COMCPO	LU1275425970	94.43	94.612	0.2%	-	-
18 COMPAM FUND - SB FLEXIBLE CLASSE Q	COMSBF	LU1275426358	95.114	97.668	2.7%	-	-
19 COMPAM FUND DOUBLE ACTION FOCUS	COMDAF	LU1920289813	-	-	-	-	-
20 COMPAM FUND GLOBAL FLEXIBLE BLEND	COMGFB	LU1769738383	95.285	94.056	-1.3%	-	-
21 COMPAM FUND SB CONVEX CLASSE Q	COMSBC	LU1468873846	91.495	96.223	5.2%	-	-
22 COMPAM GLOBAL DIVERSIFIED CLASSE Q	COMGDO	LU1275426515	90.883	93.667	3.1%	-	-
23 FCS NAVIGATOR FUND	NAVIGT	IE00BYXWV859	84.88	90.51	6.6%	-	-
24 FCS NAVIGATOR PLUS FUND	NAVIPL	IE00BYXWV877	86.64	90.03	3.9%	-	-
25 HPS BASIC FUND CLASSE Q EUR	HPSBAS	LU1176781729	11.53	12.09	4.9%	1	12
26 LUXBRIDGE SICAV - JCI FX MACRO	JCFXMA	LU1882532614	-	-	-	2	200
27 METHOD ATTRAC GLOB OPPORTUN LIST ACC EUR	MAGO	LU1322032373	769.3846	721.4658	-6.2%	-	-
28 MULTI STAR SICAV - AL-FA DYNAMIC	MSOCCQ	LU1838949516	90.96	94.18	3.5%	-	-
29 MULTI STAR SICAV - HEARTH ETHICAL FUND	MSHEEQ	LU1838949807	92.76	96.64	4.2%	-	-
30 NEW MILLEN MULTI ASSET OPPORTUN CLASSE L	NMMAO	LU1363165751	94.43	96.75	2.5%	11	8.622.157
31 NEW MILLENNIUM AUGUSTUM MARKET TIMING L	NMMT	LU1148874636	110.85	112.95	1.9%	-	-
32 NEW MILLENNIUM BALANC WORLD CONSERVAT L	NMBWC	LU1148874552	148.23	150.89	1.8%	-	-
33 NEW MILLENNIUM PIR BILANCIATO SISTI TA L	NMPBSI	LU1602468800	93.8	96.85	3.3%	-	29.752
34 NEW MILLENNIUM VOLACTIVE CLASSE L	NMVOL	LU1148874800	99.49	99.26	-0.2%	-	-
35 NEXTAM SHIELD OPPORTUNITIES	NPSHE	LU1814063993	-	-	-	-	-
36 OPEN CAPITAL PROFESSIONAL ITALY	OCPP1	IT0005279754	88.12	92.778	5.3%	3	55.791
37 OPEN CAPITAL TOTAL RETURN CLASSE L	OCPTR	IT0005279515	97.505	101.078	3.7%	29	11.139.311
38 PENSPAN GENERATION DYNAMIC PIR	PPGDYP	IT0005347585	-	-	-	-	-
39 PHARUS ABSOLUTE RETURN CLASS Q	PHSARQ	LU1136401467	94.56	97.34	2.9%	4	85.785
40 PHARUS ALGO FLEX CLASS Q	PHSAFO	LU1136402788	86.44	90.23	4.4%	2	212.185
41 PHARUS BEST GL MANAG FLEX EQUITY CLASS Q	PHSBEQ	LU1136402358	90.62	94.88	4.7%	-	-
42 PHARUS GLOB DYNAM OPPORTUNITIES CLASS Q	PHSGOO	LU1136402945	85.27	87.87	3.0%	-	-
43 PHARUS MARZOTTO ACTIVE DIVERSIFIED Q	PHSMAD	LU1371515294	93.67	95.15	1.6%	-	-
44 PHARUS SOUTHERN EUROPE CLASS Q	PHSSE	LU1578646025	-	-	-	-	-
45 PHARUS TREND PLAYER CLASS Q	PHSTPQ	LU1253867847	113.02	118.57	4.9%	1	11.538
46 PLURIMA STRATEGY PORTFOLIO A LISTED	PPSPOF	IE00BVDPKX98	-	-	-	-	-
47 SELECTRA J. LAMARCK BIOTECH CLASS D	SELJLB	LU1246176264	100.42	115.16	14.7%	4	52.704
48 SELECTRA J. LAMARCK PHARMA CLASS D	SELJLP	LU1246176850	78.77	82.82	5.1%	-	-
49 SUMUS STRATEGIC FUND CLASSE Q EUR	HPSDYN	LU1176783774	10.18	10.47	2.8%	2	5.660
50 TIMEO EUROPEAN ABSOLUTE RETURN FUND CL A	TNEARA	LU1506684254	10.86	11.49	5.8%	-	-
51 UCAPITAL MULTI ALPHA PLUS FUND A LISTED	PMLALP	IE00B9VH9S99	8.208	8.208	0.0%	-	-
52 VARENNE VALEUR QUOTA IT	VVAITA	FR0013216991	97.2	102.09	5.0%	-	-
53 WOODPECKER - FLEXIBLE ROCK CLASS T	WPKROC	LU1271869974	99.634	101.555	1.9%	2	223.540
54 ZENIT GLOBAL OPPORTUNITIES CLASSE Q	ZMSOO1	LU1258032298	85.22	91.36	7.2%	1	640
55 ZENIT STABILITY CLASSE Q	ZMSST1	LU1172560226	91.45	95.43	4.4%	-	-

Markets Analysis  
Piazza degli Affari, 6 - 20123 Milano  
T +39 02 724261 | Fax +39 02 8646.4323  
e-mail: markets\_analysis@borsaitaliana.it  
www.borsaitaliana.it



This document contains text, data, graphics, photographs, illustrations, artwork, names, logos, trade marks, service marks and information ("Information") connected with Borsa Italiana S.p.A. ("Borsa Italiana"). All reasonable efforts have been made to ensure that the Information in this document was correct at the time of publication. However, Borsa Italiana Spa accepts no liability for decisions taken, or systems-related or other work carried out by any party based on this document. The publication of this document does not represent solicitation, by Borsa Italiana, of public saving and is not to be considered as a recommendation by Borsa Italiana as to the suitability of the investment, if any, herein described.