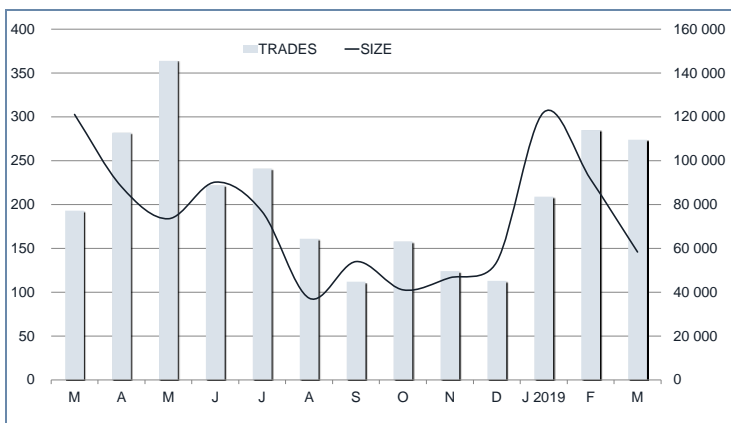
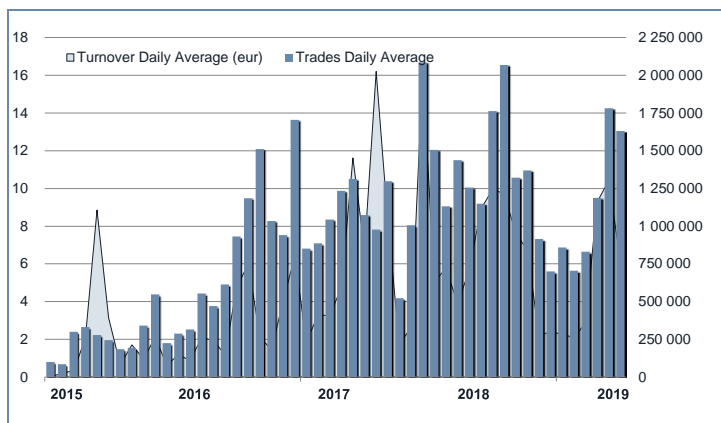


ATFund Statistics

March 2019

TRADING EVOLUTION



MAIN INDICATORS

LISTED FUNDS

	LISTED END OF MONTH	AUM in MT	
		eur m 28/02/2019	eur m 29/03/2019
CORPORATE AND GOV. BOND	34	66.57	63.78
DEVELOPED MARKETS	34	44.32	44.88
EMERGING	1	0.17	0.09
STYLE	1	0.41	0.57
OTHERS	55	251.54	255.62
TOTAL	125	363.01	364.94

TRADING

	FEBRUARY 2019	MARCH 2019	JAN - MAR 2019
	Turnover eur m	Turnover eur m	Turnover eur m
CORPORATE AND GOV. BOND	2.5	3.7	7.31
DEVELOPED MARKETS	0.7	0.5	4.90
EMERGING	0.0	0.1	0.08
STYLE	0.3	0.2	0.6
OTHERS	22.6	11.5	54.73
TOTAL	26.09	15.99	67.60

MOST TRADED IN THE MONTH BY TURNOVER

Name	Trading Code	ISIN	TURNOVER	
			eur m	% TOT
1 OPEN CAPITAL TOTAL RETURN CLASSE L	OCPTR	IT0005279515	3.90	24.4%
2 OPEN CAPITAL PROFESSIONAL ITALY	OCPP1	IT0005279754	3.75	23.4%
3 ACOMEA PERFORMANCE CLASSE Q2	ACAPER	IT0005090912	1.08	6.7%
4 ACOMEA BREVE TERMINE CLASSE Q2	ACABRT	IT0005090870	1.04	6.5%
5 NEW MILLENNIUM BALANC WORLD CONSERVAT L	NMBWC	LU1148874552	1.00	6.2%
6 ACOMEA PATRIMONIO PRUDENTE CLASSE Q2	ACAPRU	IT0005091019	0.86	5.4%
7 TCW METWEST UNCONSTR BOND HEDGE ATFHE	TCWMU2	LU1266772356	0.83	5.2%
8 PHARUS ASIAN NICHES	PHSAN	LU1867072735	0.69	4.3%
9 AQA COLOMBO EXTRA RETURN FUND CLASS D	CXR	MT7000024006	0.52	3.3%
10 NEW MILLEN MULTI ASSET OPPORTUN CLASSE L	NMMAO	LU1363165751	0.42	2.6%

MOST TRADED IN THE YEAR BY TURNOVER

Name	Trading Code	ISIN	TURNOVER	
			eur m	% TOT
1 OPEN CAPITAL TOTAL RETURN CLASSE L	OCPTR	IT0005279515	24.59	36.4%
2 NEW MILLEN MULTI ASSET OPPORTUN CLASSE L	NMMAO	LU1363165751	11.12	16.4%
3 PHARUS ASIAN NICHES	PHSAN	LU1867072735	8.85	13.1%
4 OPEN CAPITAL PROFESSIONAL ITALY	OCPP1	IT0005279754	4.55	6.7%
5 ACOMEA ASIA PACIFICO CLASSE Q2	ACAAPA	IT0005091183	3.20	4.7%
6 ACOMEA BREVE TERMINE CLASSE Q2	ACABRT	IT0005090870	1.88	2.5%
7 ACOMEA PERFORMANCE CLASSE Q2	ACAPER	IT0005090912	1.66	2.5%
8 NEW MILLENNIUM BALANC WORLD CONSERVAT L	NMBWC	LU1148874552	1.03	1.5%
9 NEW MILLEN EVERG GL HI YLD BOND CLASSE L	NMEGH	LU1363165918	0.96	1.4%
10 TCW METWEST UNCONSTR BOND HEDGE ATFHE	TCWMU2	LU1266772356	0.93	1.4%

What is ATFund (@Fund)

ATFund is a multilateral trading facilities (MTF) for open-end funds. Clients can enter buy and sell orders between 8:00 a.m. and 10:55 a.m. Orders must indicate the quantity only. Between 10:55 and 11 a.m. only the Appointed Intermediary can insert orders to execute the imbalance between buy and sell quantities. Trades are concluded within one minute after 11 am. Contracts concluded at T are valued the following day (T+1) with the NAV (in Euro) as of day T provided by the issuers of listed funds by the cut-off time (5:00 pm). Trades, valued at NAV, are settled in Monte Titoli the third day following the conclusion of contracts (T+3).

News:

ATFund AUM reached the new historical record of €364.94 mln (+24.42% vs March 2018).

New instrument listed in March:

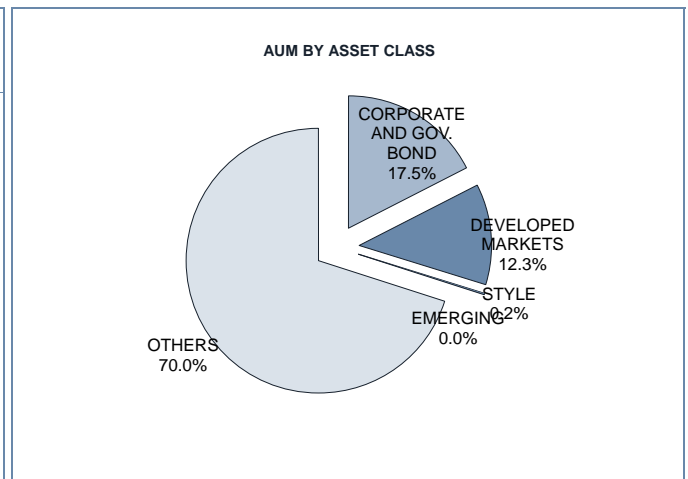
• AQA COLOMBO EXTRA RETURN FUND CLASS D - MT7000024006

Note: ATFund figures are included in the ETFPlus until September 2018

TURNOVER		FEBRUARY 2019		MARCH 2019		YEAR 2019			
		Trades	Turnover eur m	Trades	Turnover eur m	Trades	% TOT	Turnover eur m	% TOT
0	20 000	147	0.57	197	0.49	483	62.9%	1.48	2.2%
20 000	50 000	43	1.46	22	0.69	88	11.5%	2.95	4.4%
50 000	100 000	34	2.39	19	1.26	70	9.1%	4.75	7.0%
100 000	500 000	46	8.08	29	6.48	98	12.8%	19.36	28.6%
500 000		15	13.58	7	7.06	29	3.8%	39.05	57.8%
TOTAL		285	26.09	274	15.99	768		67.60	

FOCUS

FUNDS WITH HIGHEST TURNOVER				
MONTH	NAME	TRADING CODE	ISIN	EUR
MARCH	ALESSIA - VOLCOR BETA ZERO CLASS Q	AVBZ01	LU1238726811	6 762 347
APRIL	OPEN CAPITAL TOTAL RETURN CLASSE L	OCPTR	IT0005279515	14 552 139
MAY	OPEN CAPITAL TOTAL RETURN CLASSE L	OCPTR	IT0005279515	13 143 688
JUNE	OPEN CAPITAL TOTAL RETURN CLASSE L	OCPTR	IT0005279515	8 925 833
JULY	OPEN CAPITAL TOTAL RETURN CLASSE L	OCPTR	IT0005279515	8 883 817
AUGUST	OPEN CAPITAL TOTAL RETURN CLASSE L	OCPTR	IT0005279515	2 017 295
SEPTEMBER	OPEN CAPITAL TOTAL RETURN CLASSE L	OCPTR	IT0005279515	1 688 317
OCTOBER	ACOMEA BREVE TERMINE CLASSE Q2	ACABRT	IT0005090870	999 458
NOVEMBER	PHARUS SICAV - EUROPE ABSOLUTE FUND Q	PSEAFQ	LU1437803767	1 699 222
DECEMBER	OPEN CAPITAL TOTAL RETURN CLASSE L	OCPTR	IT0005279515	1 475 277
JANUARY 2019	OPEN CAPITAL TOTAL RETURN CLASSE L	OCPTR	IT0005279515	11 139 311
FEBRUARY	OPEN CAPITAL TOTAL RETURN CLASSE L	OCPTR	IT0005279515	9 560 322
MARCH	OPEN CAPITAL TOTAL RETURN CLASSE L	OCPTR	IT0005279515	3 895 344



MAIN INDICATORS - DEVELOPED MARKETS

Name	Trading Code	ISIN	Reference Price			MARCH 2019		JAN - MAR 2019	
			28/02/2019	29/03/2019	Var %	trades	Turnover €	trades	Turnover €
1 8A+ EIGER - CLASSE Q	8AECQ	IT0005114530	109.509	108.946	-0.5%	2	39 660	5	64 830
2 8A+ GRAN PARADISO - CLASSE Q	8AGCQ	IT0005137770	96.51	94.585	-2.0%	-	-	-	-
3 ACOMEIA AMERICA CLASSE Q2	ACAAME	IT0005091142	20.95	21.11	0.8%	10	19 635	17	20 026
4 ACOMEIA ASIA PACIFICO CLASSE Q2	ACAAPA	IT0005091183	6.028	6.013	-0.2%	14	18 536	35	3 195 092
5 ACOMEIA EUROPA CLASSE Q2	ACAEUP	IT0005091167	15.93	16.174	1.5%	9	815	17	1 230
6 ACOMEIA GLOBALE CLASSE Q2	ACAGLO	IT0005091100	14.088	14.081	0.0%	8	718	17	8 339
7 ACOMEIA ITALIA CLASSE Q2	ACAITA	IT0005091233	21.511	21.937	2.0%	10	16 691	56	23 074
8 ALBEMARLE TARGET EUROPE - CLASS X	ATLTEU	IE00BYZQ212	109.6176	108.4833	-1.0%	-	-	-	-
9 ALBEMARLE TARGET ITALY - CLASS X	ATLTI	IE00BYZZPY67	106.857	106.0915	-0.7%	1	21 152	1	21 152
10 ALBEMARLE TARGET ITALY HEDGED - CLASS X	ATLTIH	IE00BDHF6114	93.907	90.7439	-3.4%	2	78 710	2	78 710
11 ALESSIA - VOLCOR BETA ZERO CLASS Q	AVBZ01	LU1238726811	115.45	118.54	2.7%	4	67 202	11	343 818
12 APSLEY FUND ICAV - OPTIMA STAR FUND	OPTMSF	IE00BDZ9X585	101.056	101.043	0.0%	1	40 839	7	441 946
13 ATOMO MADE IN ITALY FUND - CLASSE L	ATMMIF	LU1391064828	131.16	133.06	1.4%	1	10 620	1	10 620
14 COMPAM ACTIVE EQUITY SELECTION CLASSE Q	COMAES	LU1275426606	111.343	113.673	2.1%	-	-	-	-
15 COMPAM ACTIVE GLOBAL LONG SHORT	COMAEE	LU1275425897	94.296	94.663	0.4%	-	-	-	-
16 COMPAM FUND - SB EQUITY CLASSE Q	COMSBE	LU1275426275	111.17	113.186	1.8%	-	-	-	-
17 COMPAM FUND ACTIVE GLOBAL EQUITY	COMGEQ	LU1783934646	-	-	-	-	-	-	-
18 DIAMAM SICAV MATHEMATICS EUR CLASS P	DIAMAM	LU0277563010	773.97	801.18	3.5%	-	-	1	779
19 FINLABO DYNAMIC EQUITY - CLASSE L	FINLDE	LU1397788552	98.37	96.32	-2.1%	1	9 716	2	42 164
20 NEW MILLENNIUM EURO EQUITIES CLASSE L	NMEE	LU1148873406	61.52	62.11	1.0%	-	-	-	-
21 NEW MILLENNIUM GLOBAL EQUITIES EUR HED L	NMGE	LU1148873588	93.42	94.56	1.2%	-	-	-	-
22 PHARUS GLOBAL VALUE EQUITY CLASS Q	PSGVQ	LU1371515534	112.09	114.54	2.2%	1	2 022	3	5 816
23 PHARUS GLOBAL VALUE EQUITY CLASS QH	PSGVQH	LU1371515880	111.27	112.76	1.3%	4	123 880	8	272 650
24 PHARUS GLOBAL VALUE EQUITY CLASS QHD	PSGQHD	LU1574104151	98.27	98.07	-0.2%	-	-	-	-
25 PHARUS INTERNATION EQUITY QUANT CLASS Q	PHSIEQ	LU1136402192	94.72	97.02	2.4%	1	3 765	1	3 765
26 PHARUS SICAV EUROPE TOTAL RETURN CLASS Q	PSEAFQ	LU1437803767	101.86	104.25	2.3%	1	88 862	6	216 289
27 PHARUS SICAV NEXT REVOLUTION CLASS Q	PHSVQ	LU1136401970	93.09	96.09	3.2%	-	-	2	31 593
28 QUAESTIO - PIR SMALL CAP	QPIRSC	IT0005345373	-	-	-	-	-	-	-
29 VG SICAV EUROPEAN EQUITY FUND CLASSE L	VGUEUQ	LU1501201872	-	-	-	-	-	-	-
30 VG SICAV US EQUITY FUND CLASSE L	VGUSEQ	LU1501194218	-	-	-	-	-	-	-
31 VG SICAV WORLD EQUITY FUND CLASSE L	VGWQEQ	LU1501196932	-	-	-	-	-	-	-
32 WOODPECKER - BALANCED BRAVE CLASSE T	WPCBRA	LU1271869445	115.394	115.968	0.5%	-	-	2	119 328
33 WOODPECKER - PURE EQUITY CLASSE T	WPCPEQ	LU1271869791	122.663	124.807	1.7%	-	-	-	-
34 ZENIT STOCK PICKING PIR CLASSE Q	ZMSSP1	LU1172560655	87.09	89.65	2.9%	1	268	1	268

MAIN INDICATORS - CORPORATE AND GOV. BOND

Name	Trading Code	ISIN	28/02/2019	Reference Price 29/03/2019	Var %	MARCH 2019 Turnover €	JAN - MAR 2019 Turnover €
1 ACOMEA BREVE TERMINE CLASSE Q2	ACABRT	IT0005090870	15.821	15.817	0.0%	18	1 038 829
2 ACOMEA EUROBBILIGAZIONARIO CLASSE Q2	ACAEUO	IT0005090896	18.507	18.562	0.3%	12	354
3 ACOMEA LIQUIDITA' CLASSE Q2	ACALIQ	IT0005090854	8.975	8.99	0.2%	2	180
4 ACOMEA PERFORMANCE CLASSE Q2	ACAPER	IT0005090912	23.317	22.672	-2.8%	8	1 076 989
5 AISM LOW VOLATILITY FUND - E PLUS	AISMLV	LU1290406884	90.47	91.72	1.4%	-	-
6 BASE INV BONDS VALUE CLASS EUR L	BONVAL	LU1242466289	97.08	96.04	-1.1%	4	134 627
7 COMPAM FUND - SB BOND CLASSE Q	COMSB	LU1275426432	104.058	104.634	0.6%	1	10 062
8 COMPAM FUND FLEXIBLE BOND CLASSE Q	COMFBO	LU1472302576	99.169	99.627	0.5%	1	59 710
9 DIAMAN SICAV DYNAMIC INCOME CLASS P	DIADBD	LU0277562558	111.14	112.68	1.4%	-	-
10 DIAMAN SICAV TARGET STRATEGY CLASS P	DIAMTS	LU1172430875	82.33	81.97	-0.4%	-	-
11 INVESTMENTI SOSTENIBILI LIFEGATE	LGNVSE	IT0005215709	98.48	99.629	1.2%	-	-
12 NEW MILLEN EVERG GL HI YLD BOND CLASSE L	NMEGH	LU1363165918	99.83	100.46	0.6%	1	69 653
13 NEW MILLENNIUM AUGUST HIGH QUALIT BOND L	NMHOB	LU1148873745	153.09	153.47	0.2%	-	-
14 NEW MILLENNIUM AUGUSTUM CORPORATE BOND L	NMCB	LU1148874396	220.79	222.64	0.8%	-	-
15 NEW MILLENNIUM EURO BONDS SHORT TERM L	NMEBST	LU1148873661	137.88	138.15	0.2%	-	-
16 NEW MILLENNIUM EX EUR HIGH QUALIT BOND L	NMEHQ	LU1148873828	107.69	109.08	1.3%	-	-
17 NEW MILLENNIUM INFLAT LINK BOND EUROPI L	NMILB	LU1148874040	107.95	108.55	0.6%	-	-
18 NEW MILLENNIUM ITALIAN DIVERSIF BOND L	NMIDB	LU1148874479	127.39	129.4	1.6%	-	-
19 NEW MILLENNIUM LARGE EUROPE CORPORATE L	NMLEC	LU1148874123	142.43	143.83	1.0%	1	178 275
20 NEXTAM VER CAPITAL EUR CORPORATE SELECT	NPVERC	LU1814064371	5	5.01	0.2%	1	125 000
21 PHARUS BOND OPPORTUNITIES CLASS Q	PHSBOQ	LU1136401111	99.7	99.94	0.2%	1	142 358
22 PHARUS LIQUIDITY CLASS Q	PHSLQ	LU1136401384	101.2	101.62	0.4%	-	-
23 PHARUS MARZOTTO ACTIVE BOND Q	PHSMAB	LU1271515021	97.51	98.64	1.2%	-	-
24 PHARUS TARGET CLASS Q	PHSTQ	LU1136402432	75.28	75.88	0.8%	1	6 019
25 FLURIMA GLOBAL STAR RETURN FUND A LISTED	PGSRF	IE00B22R4001	-	-	-	-	-
26 TCW EMER MKT LOCAL CURR INC HEDGE ATFE	TCWL2	LU1266771549	10.5164	10.2856	-2.2%	-	-
27 TCW EMER MKT LOCAL CURRENCY INCOME ATFE	TCWL1	LU1266771465	10.9541	10.8928	-0.6%	-	-
28 TCW EMERGING MKT INCOME ATFE	TCEM1	LU1266771200	11.9523	12.2425	2.4%	-	-
29 TCW EMERGING MKT INCOME HEDGE ATFE	TCEM2	LU1266771382	11.6084	11.6937	0.7%	1	678
30 TCW METWEST TOTAL RET BOND ATFE	TCWMW1	LU1266771822	10.2379	10.581	3.4%	-	-
31 TCW METWEST TOTAL RET BOND HEDGE ATFE	TCWMW2	LU1266771895	9.9234	10.0895	1.7%	-	-
32 TCW METWEST UNCONSTR BOND HEDGE ATFE	TCWMU2	LU1266772356	10.1468	10.2097	0.6%	1	829 534
33 TCW METWEST UNCONSTRAINED BOND ATFE	TCWMU1	LU1266772273	10.454	10.6935	2.3%	-	-
34 VG SICAV GLOBAL BOND CLASSE L	VGLBDO	LU1501204389	-	-	-	-	-

MAIN INDICATORS - EMERGING, STYLE AND OTHERS

Name	Trading Code	ISIN	28/02/2019	Reference Price 29/03/2019	Var %	MARCH 2019 Turnover €	JAN - MAR 2019 Turnover €
1 8A+ LATEMAR - CLASSE Q	BALCQ	IT0005114522	102.255	102.851	0.6%	-	-
2 ACOMEA FONDO ETF ATTIVO CLASSE Q2	ACAEAT	IT0005090938	5.053	5.101	0.9%	10	51
3 ACOMEA PAESI EMERGENTI CLASSE Q2	ACAFEM	IT0005091126	8.025	7.942	-1.0%	11	78 959
4 ACOMEA PATRIMONIO AGGRESSIVO CLASSE Q2	ACAAGG	IT0005091084	4.32	4.31	-0.2%	7	325
5 ACOMEA PATRIMONIO DINAMICO CLASSE Q2	ACADIN	IT0005091088	5.703	5.689	-0.2%	8	155
6 ACOMEA PATRIMONIO ECOTE CLASSE Q2	ACAECE	IT000523801	4.318	4.389	1.6%	-	-
7 ACOMEA PATRIMONIO PRUDENTE CLASSE Q2	ACAPRU	IT0005091019	6.428	6.331	-1.5%	14	862 803
8 ALESSIA - ABSOLUTE RETURN MACRO CLASSE Q	AARM01	LU1238726654	104.55	104.91	0.3%	-	-
9 AMAGIS DYNAMIC ALLOC TOT RET FUND L1 EUR	ADA113	MT000015665	101.95	102.49	0.5%	1	15 374
10 AQUA COLOMBO EXTRA RETURN FUND CLASS D	CXR	MT000024006	-	100.1122	na	3	519 716
11 ATOMO CARPINUS - CLASSE L	ATMCR	LU1391065718	-	-	-	-	-
12 ATOMO GLOBAL RETURN CLASSE L	ATMGLR	LU1391065395	91.21	93.06	2.0%	1	11 950
13 ATOMO MULTI STRATEGY - CLASSE L	ATMMST	LU1391065478	115.26	115.67	0.4%	-	-
14 ATOMO PLAB FLEX ABSOLUTE FUND - CLASSE L	ATMPFL	LU1391065551	102.11	102.45	0.3%	-	-
15 BASE INV BONDS MULTICURRENCY CLASS EUR L	BONMUL	LU1242466446	98.17	98.16	0.0%	-	-
16 BASE INV FLEX LOW RISK EXPOS CLASS EUR L	FLEXLO	LU1242466875	99.25	97.96	-1.3%	1	98
17 COMPAM ACTIVE MARKET NEUTRAL CLASSE Q	COMAMN	LU1275426788	88.63	87.958	-0.8%	18	158 688
18 COMPAM CONSERVATIVE PORTFOLIO CLASSE Q	COMPCO	LU1275426970	94.753	94.993	0.3%	1	1 045
19 COMPAM FUND - SB FLEXIBLE CLASS Q	COMSBF	LU1275426368	98.786	99.228	0.4%	-	-
20 COMPAM FUND DOUBLE ACTION FOCUS	COMDAF	LU1920289813	-	-	-	-	-
21 COMPAM FUND GLOBAL FLEXIBLE BLEND	COMGFB	LU1769738383	93.682	93.39	-0.3%	-	-
22 COMPAM FUND SB CONVEX CLASSE Q	COMSBC	LU1468873846	95.384	96.539	1.2%	-	-
23 COMPAM GLOBAL DIVERSIFIED CLASSE Q	COMGDD	LU1275426515	95.333	94.913	-0.4%	-	-
24 FCS NAVIGATOR FUND	NAVIGT	IE00BYXWV859	92.01	92.58	0.6%	-	-
25 FCS NAVIGATOR PLUS FUND	NAVPLP	IE00BYXWV887	89.63	90.88	1.2%	-	-
26 HPS BASIC FUND CLASSE Q EUR	HPSBAS	LU1176781729	12.56	13.04	3.8%	1	88 480
27 LUXBRIDGE SICAV - JCI FX MACRO	JFSXMA	LU1882532614	-	-	-	2	200
28 METHOD ATTRAC GLOB OPPORTUN LIST ACC EUR	MAGO	LU1322032373	701.7748	680.3042	-3.1%	-	-
29 METHOD TARGET SELECTION LISTING ACC EUR	METS	LU1322033421	-	-	-	-	-
30 MULTI STAR SICAV - AL FA DYNAMIC	MSCOCO	LU1389485516	95.46	96.57	1.2%	-	-
31 MULTI STAR SICAV - HEARTH ETHICAL FUND	MSHEEQ	LU1838949607	97.81	98.26	0.5%	-	-
32 NEW MILLEN MULTI ASSET OPPORTUN CLASSE L	NMMAO	LU1363165751	98.02	98.86	0.9%	6	419 065
33 NEW MILLENNIUM AUGUSTUM MARKET TIMING L	NMMT	LU1148874636	114.26	113.99	-0.2%	-	-
34 NEW MILLENNIUM BALANC WORLD CONSERVAT L	NMBWC	LU1148874552	152.49	153.5	0.7%	4	999 176
35 NEW MILLENNIUM PIR BILANCIATO SIST ITA L	NMPBSI	LU1602488800	98.29	99.66	1.4%	-	-
36 NEW MILLENNIUM VOLACTIVE CLASSE L	NMVOL	LU1148874800	99.21	100.47	1.3%	-	-
37 NEXTAM SHIELD OPPORTUNITIES	NPSHIE	LU1814063993	-	-	-	-	-
38 OPEN CAPITAL PROFESSIONAL ITALY	OCPP1	IT0005279754	95.502	96.735	1.3%	14	3 747 968
39 OPEN CAPITAL TOTAL RETURN CLASSE L	OCPTR	IT0005279515	103.667	101.904	-1.7%	37	3 895 344
40 PENSPLAN GENERATION DYNAMIC PIR	PGDYP	IT0005347585	-	-	-	-	-
41 PHARUS ABSOLUTE RETURN CLASS Q	PHSARO	LU1136401467	97.36	98.64	1.3%	1	55 994
42 PHARUS ALGO FLEX CLASS Q	PHSAFO	LU1136402788	91.61	92.41	0.9%	2	207 519
43 PHARUS ASIAN NICHES	PHSAN	LU1867072735	99.6	98.65	-1.0%	3	692 203
44 PHARUS BEST GL MANAG FLEX EQUITY CLASS Q	PHSBEQ	LU1136402358	96.87	97.89	1.1%	-	-
45 PHARUS GLOB DYNAM OPPORTUNITIES CLASS Q	PHSGOQ	LU1136402845	87.71	89.79	2.4%	1	90
46 PHARUS MARZOTTO ACTIVE DIVERSIFIED Q	PHSMAD	LU1371515294	96.65	97.9	1.3%	-	-
47 PHARUS SOUTHERN EUROPE CLASS Q	PHSSE	LU1578646025	-	-	-	-	-
48 PHARUS TREND PLAYER CLASS Q	PHSTPO	LU1253867847	121.39	122.62	1.0%	-	-
49 FLURIMA STRATEGY PORTFOLIO A LISTED	PPSPROF	IE00BVDPKX98	-	-	-	-	-
50 SELECTRA J. LAMARCK BIOTECH CLASS D	SELBLB	LU1246176264	124.27	126.78	2.0%	4	10 455
51 SELECTRA J. LAMARCK PHARMA CLASS D	SELPLP	LU1246176850	84.61	87.62	3.6%	-	-
52 SUMUS STRATEGIC FUND CLASSE Q EUR	HPSDYN	LU1176783774	10.63	10.69	0.6%	2	6 273
53 TIMEO EUROPEAN ABSOLUTE RETURN FUND CL A	TNEARA	LU150684254	11.19	10.93	-2.3%	-	-
54 UCAPITAL MULTI ALPHA PLUS FUND A LISTED	PMALPF	IE00BV9H9S99	8.208	8.208	0.0%	-	-
55 VARENNE VALEUR QUOTA ITA	VVIATIA	FR0013216891	103.07	104.03	0.9%	-	-
56 WOODPECKER - FLEXIBLE ROCK CLASSE T	WPCPRO	LU1271369874	102.114	102.069	0.0%	-	-
57 ZENIT GLOBAL OPPORTUNITIES CLASSE Q	ZMISO1	LU1258032298	93.66	91.97	-1.8%	-	-
58 ZENIT STABILITY CLASSE Q	ZMST1	LU1172660226	96.67	97.88	1.3%	-	-