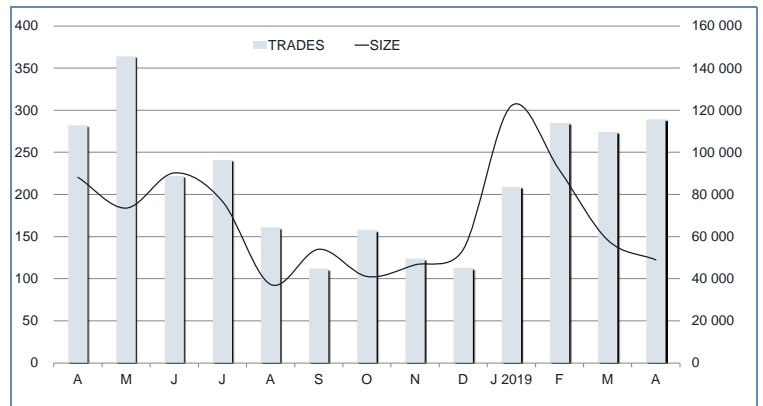
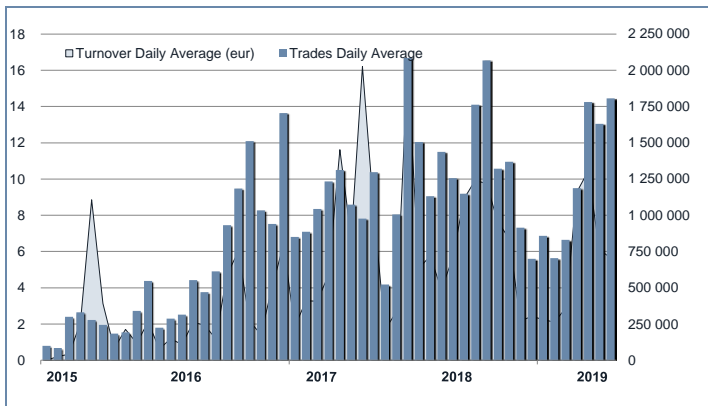


## ATFund Statistics

April 2019

### TRADING EVOLUTION



### MAIN INDICATORS

#### LISTED FUNDS

	LISTED END OF MONTH	AUM in MT	
		eur m 29/03/2019	eur m 30/04/2019
CORPORATE AND GOV. BOND	34	63.78	63.94
DEVELOPED MARKETS	33	44.88	44.70
EMERGING	1	0.09	0.09
STYLE	1	0.57	0.65
OTHERS	53	255.62	266.44
<b>TOTAL</b>	<b>122</b>	<b>364.94</b>	<b>375.81</b>

#### TRADING

	MARCH 2019	APRIL 2019	JAN - APR 2019
	Turnover eur m	Turnover eur m	Turnover eur m
CORPORATE AND GOV. BOND	3.7	2.5	9.86
DEVELOPED MARKETS	0.5	1.0	5.93
EMERGING	0.1	0.0	0.08
STYLE	0.2	0.1	0.7
OTHERS	11.5	10.5	65.22
<b>TOTAL</b>	<b>15.99</b>	<b>14.15</b>	<b>81.74</b>

#### MOST TRADED IN THE MONTH BY TURNOVER

Name	Trading Code	ISIN	TURNOVER	
			eur m	% TOT
1 OPEN CAPITAL TOTAL RETURN CLASSE L	OCPTR	IT0005279515	5.90	41.7%
2 COMPAM FUND DOUBLE ACTION FOCUS	COMDAF	LU1920289813	1.50	10.6%
3 NEW MILLEN EVERG GL HI YLD BOND CLASSE L	NMEGH	LU1363165918	0.91	6.4%
4 NEW MILLEN MULTI ASSET OPPORTUN CLASSE L	NMMAO	LU1363165751	0.86	6.1%
5 ACOMEA BREVE TERMINE CLASSE Q2	ACABRT	IT0005090870	0.62	4.4%
6 SUMUS STRATEGIC FUND CLASSE Q EUR	HPSDYN	LU1176783774	0.54	3.8%
7 PHARUS SICAV EUROPE TOTAL RETURN CLASS Q	PSEAFQ	LU1437803767	0.36	2.6%
8 OPEN CAPITAL PROFESSIONAL ITALY	OCPPI	IT0005279754	0.32	2.3%
9 AQA COLOMBO EXTRA RETURN FUND CLASS D	CXR	MT7000024006	0.29	2.1%
10 PHARUS TARGET CLASS Q	PHSTQ	LU1136402432	0.27	1.9%

#### MOST TRADED IN THE YEAR BY TURNOVER

Name	Trading Code	ISIN	TURNOVER	
			eur m	% TOT
1 OPEN CAPITAL TOTAL RETURN CLASSE L	OCPTR	IT0005279515	30.50	37.3%
2 NEW MILLEN MULTI ASSET OPPORTUN CLASSE L	NMMAO	LU1363165751	11.98	14.7%
3 PHARUS ASIAN NICHES	PHSAN	LU1867072735	8.86	10.8%
4 OPEN CAPITAL PROFESSIONAL ITALY	OCPPI	IT0005279754	4.87	6.0%
5 ACOMEA ASIA PACIFICO CLASSE Q2	ACAAPA	IT0005091183	3.20	3.9%
6 ACOMEA BREVE TERMINE CLASSE Q2	ACABRT	IT0005090870	2.30	2.8%
7 NEW MILLEN EVERG GL HI YLD BOND CLASSE L	NMEGH	LU1363165918	1.87	2.3%
8 ACOMEA PERFORMANCE CLASSE Q2	ACAPER	IT0005090912	1.81	2.2%
9 COMPAM FUND DOUBLE ACTION FOCUS	COMDAF	LU1920289813	1.50	1.8%
10 NEW MILLENNIUM BALANC WORLD CONSERVAT L	NMBWC	LU1148874552	1.04	1.3%

#### What is ATFund (@Fund)

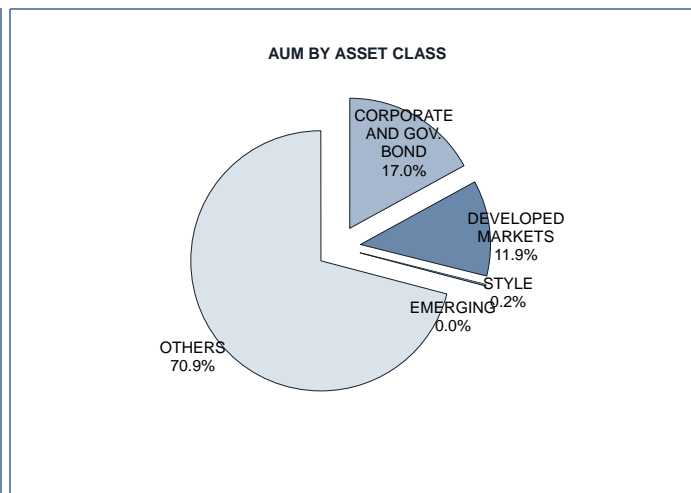
ATFund is a multilateral trading facilities (MTF) for open-end funds.  
 Clients can enter buy and sell orders between 8:00 a.m. and 10:55 a.m. Orders must indicate the quantity only.  
 Between 10:55 and 11 a.m. only the Appointed Intermediary can insert orders to execute the imbalance between buy and sell quantities. Trades are concluded within one minute after 11 am.  
 Contracts concluded at T are valued the following day (T+1) with the NAV (in Euro) as of day T provided by the issuers of listed funds by the cut-off time (5:00 pm).  
 Trades, valued at NAV, are settled in Monte Titoli the third day following the conclusion of contracts (T+3).

#### News:

	TURNOVER	MARCH 2019		APRIL 2019		YEAR 2019			
		Trades	Turnover eur m	Trades	Turnover eur m	Trades	% TOT	Turnover eur m	% TOT
0	20 000	197	0.49	199	0.46	682	64.5%	1.93	2.4%
20 000	50 000	22	0.69	29	0.87	117	11.1%	3.82	4.7%
50 000	100 000	19	1.26	21	1.44	91	8.6%	6.19	7.6%
100 000	500 000	29	6.48	33	6.48	131	12.4%	25.84	31.6%
500 000		7	7.06	7	4.90	36	3.4%	43.95	53.8%
	<b>TOTAL</b>	<b>274</b>	<b>15.99</b>	<b>289</b>	<b>14.15</b>	<b>1 057</b>		<b>81.74</b>	

## FOCUS

FUNDS WITH HIGHEST TURNOVER				
MONTH	NAME	TRADING CODE	ISIN	EUR
APRIL	OPEN CAPITAL TOTAL RETURN CLASSE L	OCPTR	IT0005279515	14 552 139
MAY	OPEN CAPITAL TOTAL RETURN CLASSE L	OCPTR	IT0005279515	13 143 688
JUNE	OPEN CAPITAL TOTAL RETURN CLASSE L	OCPTR	IT0005279515	8 925 833
JULY	OPEN CAPITAL TOTAL RETURN CLASSE L	OCPTR	IT0005279515	8 883 817
AUGUST	OPEN CAPITAL TOTAL RETURN CLASSE L	OCPTR	IT0005279515	2 017 295
SEPTEMBER	OPEN CAPITAL TOTAL RETURN CLASSE L	OCPTR	IT0005279515	1 688 317
OCTOBER	ACOMEA BREVE TERMINE CLASSE Q2	ACABRT	IT0005090870	999 458
NOVEMBER	PHARUS SICAV - EUROPE ABSOLUTE FUND Q	PSEAFQ	LU1437803767	1 699 222
DECEMBER	OPEN CAPITAL TOTAL RETURN CLASSE L	OCPTR	IT0005279515	1 475 277
JANUARY 2019	OPEN CAPITAL TOTAL RETURN CLASSE L	OCPTR	IT0005279515	11 139 311
FEBRUARY	OPEN CAPITAL TOTAL RETURN CLASSE L	OCPTR	IT0005279515	9 560 322
MARCH	OPEN CAPITAL TOTAL RETURN CLASSE L	OCPTR	IT0005279515	3 895 344
APRIL	OPEN CAPITAL TOTAL RETURN CLASSE L	OCPTR	IT0005279515	5 904 673



## MAIN INDICATORS - DEVELOPED MARKETS

Name	Trading Code	ISIN	29/03/2019	Reference Price		Var %	APRIL 2019		JAN - APR 2019	
				30/04/2019			trades	Turnover €	trades	Turnover €
1 8A+ EIGER - CLASSE Q	8AECQ	IT0005114530	108.946	113.977	4.6%	1	19 740	6	84 570	
2 8A+ GRAN PARADISO - CLASSE Q	8AGCQ	IT0005137770	94.585	94.033	-0.6%	-	-	-	-	
3 ACOMEA AMERICA CLASSE Q2	ACAAME	IT0005091142	21.11	21.752	3.0%	5	16 224	22	36 250	
4 ACOMEA ASIA PACIFICO CLASSE Q2	ACAAPA	IT0005091183	6.013	6.182	2.8%	15	477	50	3 195 569	
5 ACOMEA EUROPA CLASSE Q2	ACAEUP	IT0005091167	16.174	16.693	3.2%	5	77 835	22	79 065	
6 ACOMEA GLOBALE CLASSE Q2	ACAGLO	IT0005091100	14.081	14.418	2.4%	6	318	23	8 657	
7 ACOMEA ITALIA CLASSE Q2	ACAITA	IT0005091233	21.937	22.631	3.2%	13	1 092	69	24 167	
8 ALBEMARLE TARGET EUROPE - CLASS X	ATLTEU	IE00BYZZQ212	108.4833	116.279	7.2%	-	-	-	-	
9 ALBEMARLE TARGET ITALY - CLASS X	ATLTIT	IE00BYZZPY67	106.0915	110.6459	4.3%	2	32 251	3	53 403	
10 ALBEMARLE TARGET ITALY HEDGED - CLASS X	ATLTIH	IE00BDHF6114	90.7439	92.3879	1.8%	1	6 867	3	85 577	
11 ALESSIA - VOLCOR BETA ZERO CLASS Q	AVBZ01	LU1238726811	118.54	114.72	-3.2%	5	106 570	16	450 388	
12 APSLEY FUND ICAV - OPTIMA STAR FUND	OPTMSF	IE00BDZ9X585	101.043	101.673	0.6%	-	-	7	441 946	
13 ATOMO MADE IN ITALY FUND - CLASSE L	ATMMIF	LU1391064828	133.06	134.87	1.4%	1	15 961	2	26 581	
14 COMPAM ACTIVE EQUITY SELECTION CLASSE Q	COMAES	LU1275426606	113.673	120.218	5.8%	-	-	-	-	
15 COMPAM ACTIVE GLOBAL LONG SHORT	COMAEE	LU1275425897	94.663	94.144	-0.5%	-	-	-	-	
16 COMPAM FUND - SB EQUITY CLASSE Q	COMSBE	LU1275426275	113.186	115.694	2.2%	-	-	-	-	
17 COMPAM FUND ACTIVE GLOBAL EQUITY	COMGEQ	LU1783394646	-	-	-	-	-	-	-	
18 DIAMAM SICAV MATHEMATICS EUR CLASS P	DIAMAM	LU0277563010	801.18	823.73	2.8%	1	812	2	1 590	
19 FINLABO DYNAMIC EQUITY - CLASSE L	FINLDE	LU1397788552	96.32	96.65	0.3%	1	6 777	3	48 941	
20 NEW MILLENNIUM EURO EQUITIES CLASSE L	NMEE	LU1148873406	62.11	64.74	4.2%	-	-	-	-	
21 NEW MILLENNIUM GLOBAL EQUITIES EUR HED L	NMGE	LU1148873588	94.56	97.58	3.2%	-	-	-	-	
22 PHARUS GLOBAL VALUE EQUITY CLASS Q	PSGVQ	LU1371515534	114.54	117.87	2.9%	2	114 940	5	120 756	
23 PHARUS GLOBAL VALUE EQUITY CLASS QH	PSGVQH	LU1371515880	112.76	116.34	3.2%	2	206 690	10	479 339	
24 PHARUS GLOBAL VALUE EQUITY CLASS QHD	PSGVQHD	LU1574104151	98.07	101.22	3.2%	1	9 956	1	9 956	
25 PHARUS INTERNATIONAL EQUITY QUANT CLASS Q	PHSIEQ	LU1136402192	97.02	99.24	2.3%	1	8 456	2	12 221	
26 PHARUS SICAV EUROPE TOTAL RETURN CLASS Q	PSEAFQ	LU1437803767	104.25	104.28	0.0%	3	364 270	9	580 559	
27 PHARUS SICAV NEXT REVOLUTION CLASS Q	PHSVQ	LU1136401970	96.09	100.69	4.8%	2	12 431	4	44 025	
28 QUAESTIO - PIR SMALL CAP	QPIRSC	IT0005345373	-	-	-	-	-	-	-	
29 VG SICAV EUROPEAN EQUITY FUND CLASSE L	VGUEUQ	LU1501201872	-	-	-	-	-	-	-	
30 VG SICAV US EQUITY FUND CLASSE L	VGUSEQ	LU1501194218	-	-	-	-	-	-	-	
31 VG SICAV WORLD EQUITY FUND CLASSE L	VGWEOQ	LU1501196932	-	-	-	-	-	-	-	
32 WOODPECKER - BALANCED BRAVE CLASSE T	WPCBRA	LU1271869445	115.968	118.394	2.1%	1	17 611	3	136 939	
33 WOODPECKER - PURE EQUITY CLASSE T	WPCPEQ	LU1271869791	124.807	128.091	2.6%	-	-	-	-	
34 ZENIT STOCK PICKING PIR CLASSE Q	ZMSSP1	LU1172560655	89.65	-	n.a.	3	4 965	4	5 233	

## MAIN INDICATORS - CORPORATE AND GOV. BOND

Name	Trading Code	ISIN	29/03/2019	Reference Price 30/04/2019	Var %	Trades	APRIL 2019 Turnover €	Trades	JAN - APR 2019 Turnover €
1 ACOMEA BREVE TERMINE CLASSE Q2	ACABRT	IT0005090870	15.817	15.813	0.0%	21	616 667	66	2 298 744
2 ACOMEA EUROBLIGAZIONARIO CLASSE Q2	ACAEUO	IT0005090896	18.562	18.581	0.1%	11	151 872	37	212 287
3 ACOMEA LIQUIDITA' CLASSE Q2	ACALIQ	IT0005090854	8.99	8.985	-0.1%	1	495	4	3 275
4 ACOMEA PERFORMANCE CLASSE Q2	ACAPER	IT0005090912	22.672	22.565	-0.5%	6	152 040	19	1 810 533
5 AISM LOW VOLATILITY FUND - E PLUS	AISMLV	LU1280406684	91.72	91.59	-0.1%	-	-	-	-
6 BASE INV BONDS VALUE CLASS EUR L	BONVAL	LU1242466289	96.04	99.15	3.2%	3	40 811	10	353 310
7 COMPAM FUND - SB BOND CLASSE Q	COMSBB	LU1275426432	104.634	104.92	0.3%	-	-	1	10 062
8 COMPAM FUND FLEXIBLE BOND CLASSE Q	COMFBO	LU1472302576	99.627	100.03	0.4%	3	155 118	9	373 078
9 DIAMAN SICAV DYNAMIC INCOME CLASS P	DIAZDB	LU0277562558	112.68	111.86	-0.7%	-	-	-	-
10 DIAMAN SICAV TARGET STRATEGY CLASS P	DIAMTS	LU1172430875	81.97	80.8	-1.4%	-	-	-	-
11 INVESTIMENTI SOSTENIBILI LIFEGATE	LGINVS	IT0005215709	99.628	100.472	0.8%	-	-	1	1 924
12 NEW MILLEN EVERG GL HI YLD BOND CLASSE L	NMEGH	LU1363165918	100.46	101.35	0.9%	1	905 486	3	1 867 219
13 NEW MILLENNIUM AUGUST HIGH QUALIT BOND L	NMHGB	LU1148873745	153.47	153.59	0.1%	-	-	-	-
14 NEW MILLENNIUM AUGUSTUM CORPORATE BOND L	NMBCB	LU1148874396	222.64	225.09	1.1%	-	-	-	-
15 NEW MILLENNIUM EURO BONDS SHORT TERM L	NMEBST	LU1148873661	138.15	138.25	0.1%	-	-	-	-
16 NEW MILLENNIUM EX EUR HIGH QUALIT BOND L	NMEXHO	LU1148873828	109.08	109.24	0.1%	-	-	-	-
17 NEW MILLENNIUM INFLAT LINK BOND EUROP L	NMILB	LU1148874040	108.55	108.93	0.4%	-	-	-	-
18 NEW MILLENNIUM ITALIAN DIVERSIF BOND L	NMIDB	LU1148874479	129.4	130.8	1.1%	-	-	-	-
19 NEW MILLENNIUM LARGE EUROPE CORPORATE L	NMLEC	LU1148874123	143.83	144.76	0.6%	-	-	2	207 757
20 NEXTAM VER CAPITAL EUR CORPORATE SELECT	NPVERC	LU1814064371	5.01	5.087	1.5%	1	200 534	2	325 534
21 PHARUS BOND OPPORTUNITIES CLASS Q	PHSBOO	LU1136401111	99.94	100.12	0.2%	4	43 426	10	485 690
22 PHARUS LIQUIDITY CLASS Q	PHSLQ	LU1136401384	101.62	101.94	0.3%	1	8 757	5	17 639
23 PHARUS MARZOTTO ACTIVE BOND Q	PHSMAB	LU1371515021	98.64	99.09	0.5%	-	-	-	-
24 PHARUS TARGET CLASS Q	PHSTQ	LU1136402432	75.88	76.74	1.1%	4	267 608	15	671 428
25 PLURIMA GLOBAL STAR RETURN FUND A LISTED	POGSRF	IE00B22ZR401	-	-	-	-	-	-	-
26 TCW EMER MKT LOCAL CURR INC HEDGE ATFHE	TCWL2C	LU1266771549	10.2856	10.2423	-0.4%	-	-	1	208
27 TCW EMER MKT LOCAL CURRENCY INCOME ATFHE	TCWLC1	LU1266771465	10.8928	10.9005	0.1%	-	-	1	107
28 TCW EMERGING MKT INCOME ATFHE	TCWEM1	LU1266771200	12.2425	12.3223	0.7%	3	6 056	4	6 512
29 TCW EMERGING MKT INCOME HEDGE ATFHE	TCWEM2	LU1266771382	11.6937	11.7135	0.2%	-	-	2	94 659
30 TCW METWEST TOTAL RET BOND ATFHE	TCWMW1	LU1266771622	10.581	10.6019	0.2%	-	-	-	-
31 TCW METWEST TOTAL RET BOND HEDGE ATFHE	TCWMW2	LU1266771895	10.0895	10.0612	-0.3%	-	-	1	192 375
32 TCW METWEST UNCONSTR BOND HEDGE ATFHE	TCWMU2	LU1266772356	10.2097	10.2475	0.4%	-	-	2	931 022
33 TCW METWEST UNCONSTRAINED BOND ATFHE	TCWMU1	LU1266772273	10.6935	10.7835	0.8%	-	-	1	258
34 VG SICAV GLOBAL BOND CLASSE L	VGLBD	LU1501204389	-	-	-	-	-	-	-

## MAIN INDICATORS - EMERGING, STYLE AND OTHERS

Name	Trading Code	ISIN	29/03/2019	Reference Price 30/04/2019	Var %	Trades	APRIL 2019 Turnover €	Trades	JAN - APR 2019 Turnover €
1 8A+ LATEMAR - CLASSE Q	BALCO	IT0005114522	102.851	104.854	1.9%	-	-	-	-
2 ACOMEA FONDO ETF ATTIVO CLASSE Q2	ACAEAT	IT0005090938	5.101	5.136	0.7%	11	457	32	241 516
3 ACOMEA PAESI EMERGENTI CLASSE Q2	ACAEPM	IT0005091126	7.942	8.08	1.7%	6	286	29	80 587
4 ACOMEA PATRIMONIO AGGRESSIVO CLASSE Q2	ACAAAG	IT0005091084	4.31	4.351	1.0%	12	151 750	27	379 007
5 ACOMEA PATRIMONIO DINAMICO CLASSE Q2	ACADIN	IT0005091068	5.689	5.71	0.4%	11	152 127	24	152 561
6 ACOMEA PATRIMONIO ESENTE CLASSE Q2	ACAESE	IT0005252801	4.989	5.067	1.6%	-	-	1	98
7 ACOMEA PATRIMONIO PRUDENTE CLASSE Q2	ACAPRU	IT0005091019	6.331	6.314	-0.3%	15	96	38	863 736
8 ALESSIA - ABESSE RETURN MACRO CLASS Q	AARM01	LU1238726654	104.91	104.04	-0.8%	-	-	-	-
9 AMAGIS DYNAMIC ALLOC TOT RET FUND L1 EUR	ADA113	MT7000015665	102.49	102.03	-0.4%	1	10 019	11	228 163
10 AQA COLOMBO EXTRA RETURN FUND CLASS D	CXR	MT7000024006	100.1122	100.5779	0.5%	8	291 532	11	811 248
11 ATOMO CARPINUS - CLASSE L	ATMCAR	LU1391065718	-	-	-	-	-	-	-
12 ATOMO GLOBAL RETURN - CLASSE L	ATMGLR	LU1391065395	93.06	94.53	1.6%	1	5 644	11	566 397
13 ATOMO MULTI STRATEGY - CLASSE L	ATMMST	LU1391065478	115.67	116.72	0.9%	-	-	-	-
14 ATOMO PLAB FLEX ABSOLUTE FUND - CLASSE L	ATMPLF	LU1391065551	102.45	103.02	0.6%	-	-	-	-
15 BASE INV BONDS MULTICURRENCY CLASS EUR L	BONMUL	LU1242466446	98.16	98.24	0.1%	1	98 320	2	108 147
16 BASE INV FLEX LOW RISK EXPOS CLASS EUR L	FLEXLO	LU1242466875	97.96	100.21	2.3%	1	100	3	80 015
17 COMPAM ACTIVE MARKET NEUTRAL CLASSE Q	COMAMN	LU1275426788	87.958	87.342	-0.7%	3	80 912	40	656 400
18 COMPAM CONSERVATIVE PORTFOLIO CLASSE Q	COMCP0	LU1275425970	94.993	95.106	0.1%	2	11 127	3	12 172
19 COMPAM FUND - SB FLEXIBLE CLASSE Q	COMSFB	LU1275426358	99.228	100.184	1.0%	-	-	-	-
20 COMPAM FUND DOUBLE ACTION FOCUS	COMDAF	LU1920289813	93.39	100.707	n.a.	3	1 497 692	3	1 497 692
21 COMPAM FUND GLOBAL FLEXIBLE BLEND	COMGFB	LU1769739383	96.539	93.185	-0.2%	1	18 735	6	148 278
22 COMPAM FUND SB CONVEX CLASSE Q	COMSBC	LU1468973846	96.539	92.532	-4.2%	1	20 884	1	20 884
23 COMPAM GLOBAL DIVERSIFIED CLASSE Q	COMGDO	LU1275426515	94.913	95.399	0.5%	-	-	-	-
24 FCS NAVIGATOR FUND	NAVIGT	IE00YXWV859	92.58	93.09	0.6%	1	12 985	2	117 532
25 FCS NAVIGATOR PLUS FUND	NAVIFL	IE00YXWV887	90.88	90.06	-0.9%	-	-	-	-
26 HPS BASIC FUND CLASSE Q EUR	HPSBAS	LU1176781729	13.04	13.28	1.8%	1	69 720	7	159 748
27 LUXBRIDGE SICAV - JCI FX MACRO	JCFXMA	LU1882532614	100	99.91	-0.1%	2	3 096	4	3 296
28 METHOD ATTRAC GLOB OPPORTUN LIST ACC EUR	MAGO	LU1322032373	680.3042	658.0365	-3.3%	2	20 000	2	20 000
29 METHOD TARGET SELECTION LISTING ACC EUR	METS	LU1322033421	-	-	-	-	-	-	-
30 MULTI STAR SICAV - AL-FA DYNAMIC	MSOCOQ	LU1838949516	96.57	97.13	0.6%	-	-	-	-
31 MULTI STAR SICAV - HEARTH ETHICAL FUND	MSHEEQ	LU1838949607	98.26	99.43	1.2%	-	-	-	-
32 NEW MILLEN MULTI ASSET OPPORTUN CLASSE L	NMAAO	LU1363165751	98.86	100.19	1.3%	7	863 236	40	11 982 026
33 NEW MILLENNIUM AUGUSTUM MARKET TIMING L	NMMT	LU1148874636	113.99	113.53	-0.4%	-	-	-	-
34 NEW MILLENNIUM BALANC WORLD CONSERVAT L	NMBWC	LU1148874552	153.5	154.96	1.0%	1	6 164	6	1 035 093
35 NEW MILLENNIUM PIR BILANCIATO SIST ITA L	NMPBSI	LU1602468800	99.66	100.83	1.2%	-	-	-	-
36 NEW MILLENNIUM VOLACTIVE CLASSE L	NMVOL	LU1148874800	100.47	101.44	1.0%	-	-	-	-
37 NEXTAM SHIELD OPPORTUNITIES	NPSHIE	LU1814063993	-	-	-	-	-	-	-
38 OPEN CAPITAL PROFESSIONAL ITALY	OCPP1	IT0005279754	96.735	98.003	1.3%	5	320 822	37	4 870 598
39 OPEN CAPITAL TOTAL RETURN CLASSE L	OCPTR	IT0005279515	101.904	102.069	0.2%	37	5 904 673	162	30 499 649
40 PENSPLAN GENERATION DYNAMIC PIR	PPGDYP	IT0005347585	-	-	-	-	-	-	-
41 PHARUS ABSOLUTE RETURN CLASS Q	PHSARO	LU1136401467	98.64	99.12	0.5%	4	170 936	13	554 111
42 PHARUS ALGO FLEX CLASS Q	PHSAFO	LU1136402788	92.41	93.13	0.8%	6	194 958	15	795 796
43 PHARUS ASIAN NICHES	PHSAN	LU1867072735	98.65	100.59	2.0%	2	9 154	25	8 856 157
44 PHARUS BEST GL MANAG FLEX EQUITY CLASS Q	PHSBEQ	LU1136402358	97.89	99.83	2.0%	2	37 085	3	106 128
45 PHARUS GLOB DYNAM OPPORTUNITIES CLASS Q	PHSGOO	LU1136402945	89.79	88.75	-1.2%	-	-	1	90
46 PHARUS MARZOTTO ACTIVE DIVERSIFIED Q	PHSMAD	LU1371515294	97.9	96.83	-1.1%	-	-	-	-
47 PHARUS SOUTHERN EUROPE CLASS Q	PHSSE	LU1578646025	-	-	-	-	-	-	-
48 PHARUS TREND PLAYER CLASS Q	PHSTPO	LU1253987847	122.62	124.7	1.7%	-	-	2	22 688
49 PLURIMA STRATEGY PORTFOLIO A LISTED	PSPOF	IE00BVDPKX98	-	-	-	-	-	-	-
50 SELECTRA J. LAMARCK BIOTECH CLASS D	SELJLB	LU1246176264	126.78	117.12	-7.6%	3	3 970	13	68 642
51 SELECTRA J. LAMARCK PHARMA CLASS D	SELJLP	LU1246176850	87.62	84.89	-3.1%	-	-	-	-
52 SUMUS STRATEGIC FUND CLASSE Q EUR	HPSDYN	LU1176783774	10.69	10.9	2.0%	3	542 836	10	554 801
53 TIMEO EUROPEAN ABSOLUTE RETURN FUND CL A	TNEARA	LU1506684254	10.93	11.07	1.3%	2	38 016	2	38 016
54 UCAPITAL MULTI ALPHA PLUS FUND A LISTED	PMLPFF	IE00BV9H9S99	8.208	8.208	0.0%	-	-	-	-
55 VARENNE VALEUR QUOTA IT	VVAITA	FR0013216991	104.23	105.95	1.7%	-	-	-	-
56 WOODPECKER - FLEXIBLE ROCK CLASSE T	WPCROC	LU1271869874	102.069	102.934	0.8%	1	17 407	5	404 116
57 ZENIT GLOBAL OPPORTUNITIES CLASSE Q	ZMSGO1	LU1258032298	91.97	n.a.	n.a.	2	12 907	3	13 546
58 ZENIT STABILITY CLASSE Q	ZMSS1	LU1172560226	97.88	n.a.	n.a.	1	4 915	1	4 915

## Markets Analysis

Piazza degli Affari, 6 - 20123 Milano  
T +39 02 724261 | Fax +39 02 8646.4323  
e-mail: markets\_analysis@borsaitaliana.it  
www.borsaitaliana.it



This document contains text, data, graphics, photographs, illustrations, artwork, names, logos, trade marks, service marks and information ("Information") connected with Borsa Italiana S.p.A. ("Borsa Italiana"). All reasonable efforts have been made to ensure that the Information in this document was correct at the time of publication. However, Borsa Italiana Spa accepts no liability for decisions taken, or systems-related or other work carried out by any party based on this document. The publication of this document does not represent solicitation, by Borsa Italiana, of public saving and is not to be considered as a recommendation by Borsa Italiana as to the suitability of the investment, if any, herein described.