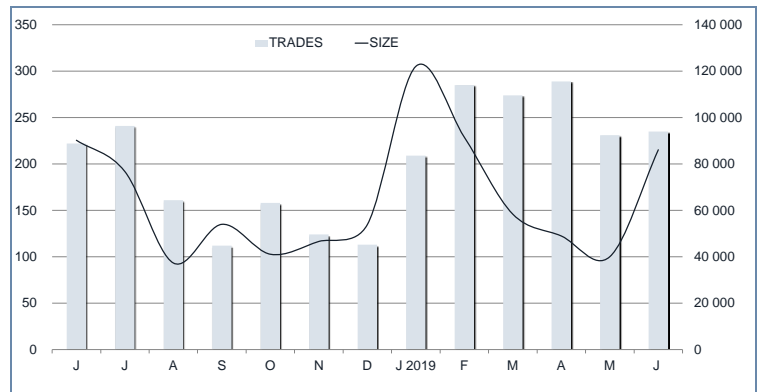
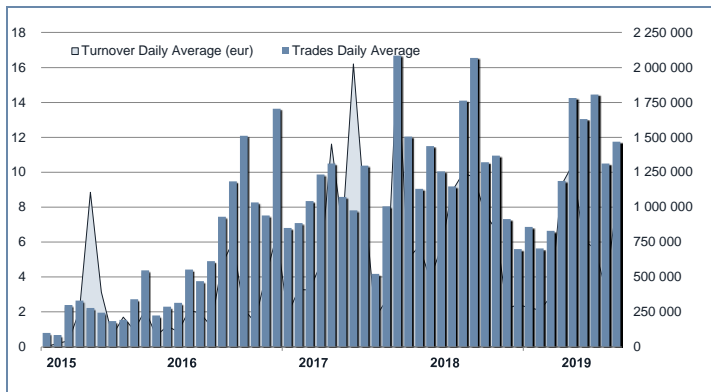




## ATFund Statistics

June 2019

### TRADING EVOLUTION



### MAIN INDICATORS

#### LISTED FUNDS

	LISTED END OF MONTH	AUM in MT	
		eur m 31/05/2019	eur m 28/06/2019
CORPORATE AND GOV. BOND	34	62.80	64.58
DEVELOPED MARKETS	34	44.06	41.03
EMERGING	1	0.09	0.09
STYLE	1	0.66	0.75
OTHERS	55	267.18	276.03
<b>TOTAL</b>	<b>125</b>	<b>374.80</b>	<b>382.49</b>

#### TRADING

	MAY 2019	JUNE 2019	JAN - JUN 2019
	Turnover eur m	Turnover eur m	Turnover eur m
CORPORATE AND GOV. BOND	1.4	2.3	13.59
DEVELOPED MARKETS	1.8	11.2	18.85
EMERGING	0.0	0.0	0.08
STYLE	0.0	0.2	0.9
OTHERS	6.0	6.6	77.84
<b>TOTAL</b>	<b>9.24</b>	<b>20.24</b>	<b>111.23</b>

#### MOST TRADED IN THE MONTH BY TURNOVER

Name	Trading Code	ISIN	TURNOVER	
			eur m	% TOT
1 ALESSIA - VOLCOR BETA ZERO CLASS Q	AVBZ01	LU1238726811	7.50	37.1%
2 PHARUS SICAV ELECTRIC MOBILITY NICHES	PHSEM1	LU1867072495	3.38	16.7%
3 OPEN CAPITAL TOTAL RETURN CLASSE L	OCPT1	IT0005279515	1.77	8.7%
4 NEW MILLEN MULTI ASSET OPPORTUN CLASSE L	NMMAO	LU1363165751	1.70	8.4%
5 AQA COLOMBO EXTRA RETURN FUND CLASS D	CXR	MT7000024006	1.51	7.5%
6 ACOMEA EUROBLIGAZIONARIO CLASSE Q2	ACAEUO	IT0005090896	0.52	2.5%
7 PHARUS ASIAN NICHES	PHSAN	LU1867072735	0.43	2.1%
8 ACOMEA PERFORMANCE CLASSE Q2	ACAPER	IT0005090912	0.43	2.1%
9 NEW MILLEN EVERG GL HI YLD BOND CLASSE L	NMEGH	LU1363165918	0.35	1.8%
10 COMPAM FUND FLEXIBLE BOND CLASSE Q	COMFB0	LU1472302576	0.33	1.6%

#### MOST TRADED IN THE YEAR BY TURNOVER

Name	Trading Code	ISIN	TURNOVER	
			eur m	% TOT
1 OPEN CAPITAL TOTAL RETURN CLASSE L	OCPT1	IT0005279515	33.88	30.5%
2 NEW MILLEN MULTI ASSET OPPORTUN CLASSE L	NMMAO	LU1363165751	14.55	13.1%
3 PHARUS ASIAN NICHES	PHSAN	LU1867072735	9.29	8.4%
4 ALESSIA - VOLCOR BETA ZERO CLASS Q	AVBZ01	LU1238726811	8.06	7.2%
5 OPEN CAPITAL PROFESSIONAL ITALY	OCPP1	IT0005279754	5.79	5.2%
6 PHARUS SICAV ELECTRIC MOBILITY NICHES	PHSEM1	LU1867072495	3.38	3.0%
7 ACOMEA ASIA PACIFICO CLASSE Q2	ACAAPA	IT0005091183	3.22	2.9%
8 NEW MILLEN EVERG GL HI YLD BOND CLASSE L	NMEGH	LU1363165918	3.02	2.7%
9 ACOMEA BREVE TERMINE CLASSE Q2	ACABRT	IT0005090870	2.68	2.4%
10 AQA COLOMBO EXTRA RETURN FUND CLASS D	CXR	MT7000024006	2.48	2.2%

#### What is ATFund (@Fund)

ATFund is a multilateral trading facilities (MTF) for open-end funds. Clients can enter buy and sell orders between 8:00 a.m. and 10:55 a.m. Orders must indicate the quantity only. Between 10:55 and 11 a.m. only the Appointed Intermediary can insert orders to execute the imbalance between buy and sell quantities. Trades are concluded within one minute after 11 am. Contracts concluded at T are valued the following day (T+1) with the NAV (in Euro) as of day T provided by the issuers of listed funds by the cut-off time (5:00 pm). Trades, valued at NAV, are settled in Monte Titoli the third day following the conclusion of contracts (T+3).

#### News:

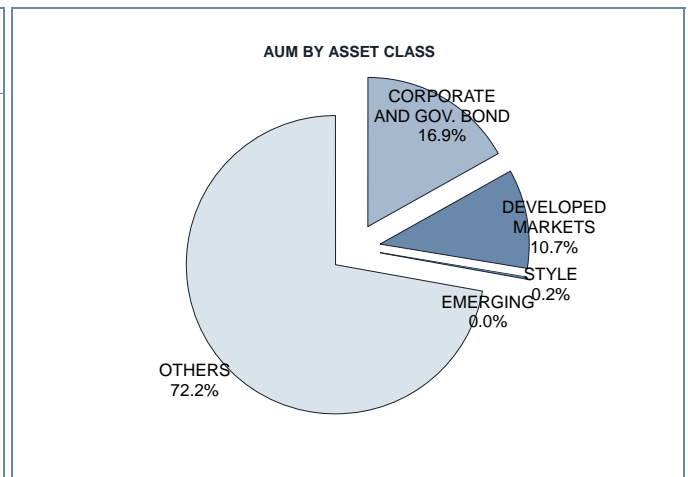
ATFund AUM reached the new historical record of €382.49m (+38.84 vs June 2018).  
 • PHARUS SICAV ELECTRIC MOBILITY NICHES - LU1867072495

Note: ATFund figures are included in the ETFPlus until September 2018

TURNOVER		MAY 2019		JUNE 2019		YEAR 2019			
		Trades	Turnover eur m	Trades	Turnover eur m	Trades	% TOT	Turnover eur m	% TOT
0	20 000	164	0.40	145	0.50	991	65.1%	2.84	2.6%
20 000	50 000	34	1.31	28	0.98	179	11.8%	6.12	5.5%
50 000	100 000	10	0.70	21	1.36	122	8.0%	8.26	7.4%
100 000	500 000	18	2.95	34	6.72	183	12.0%	35.50	31.9%
500 000		5	3.88	7	10.68	48	3.2%	58.51	52.6%
<b>TOTAL</b>		<b>231</b>	<b>9.24</b>	<b>235</b>	<b>20.24</b>	<b>1 523</b>		<b>111.23</b>	

## FOCUS

FUNDS WITH HIGHEST TURNOVER				
MONTH	NAME	TRADING CODE	ISIN	EUR
JUNE	OPEN CAPITAL TOTAL RETURN CLASSE L	OCPTR	IT0005279515	8 925 833
JULY	OPEN CAPITAL TOTAL RETURN CLASSE L	OCPTR	IT0005279515	8 883 817
AUGUST	OPEN CAPITAL TOTAL RETURN CLASSE L	OCPTR	IT0005279515	2 017 295
SEPTEMBER	OPEN CAPITAL TOTAL RETURN CLASSE L	OCPTR	IT0005279515	1 688 317
OCTOBER	ACOMEA BREVE TERMINE CLASSE Q2	ACABRT	IT0005090870	999 458
NOVEMBER	PHARUS SICAV - EUROPE ABSOLUTE FUND Q	PSEAFQ	LU1437803767	1 699 222
DECEMBER	OPEN CAPITAL TOTAL RETURN CLASSE L	OCPTR	IT0005279515	1 475 277
JANUARY 2019	OPEN CAPITAL TOTAL RETURN CLASSE L	OCPTR	IT0005279515	11 139 311
FEBRUARY	OPEN CAPITAL TOTAL RETURN CLASSE L	OCPTR	IT0005279515	9 560 322
MARCH	OPEN CAPITAL TOTAL RETURN CLASSE L	OCPTR	IT0005279515	3 895 344
APRIL	OPEN CAPITAL TOTAL RETURN CLASSE L	OCPTR	IT0005279515	5 904 673
MAY	OPEN CAPITAL TOTAL RETURN CLASSE L	OCPTR	IT0005279515	1 618 212
JUNE	ALESSIA - VOLCOR BETA ZERO CLASS Q	AVBZ01	LU1238726811	7 504 625



## MAIN INDICATORS - DEVELOPED MARKETS

Name	Trading Code	ISIN	Reference Price			JUNE 2019		JAN - JUN 2019	
			31/05/2019	28/06/2019	Var %	trades	Turnover €	trades	Turnover €
1 8A+ EIGER - CLASSE Q	8AECQ	IT0005114530	107.186	112.33	4.8%	1	23 785	8	150 357
2 8A+ GRAN PARADISO - CLASSE Q	8AGCQ	IT0005137770	93.398	92.345	-1.1%	-	-	-	-
3 ACOMEIA AMERICA CLASSE Q2	ACAAME	IT0005091142	20.067	21.017	4.7%	6	16 711	36	56 460
4 ACOMEIA ASIA PACIFICO CLASSE Q2	ACAAPA	IT0005091183	5.836	6.035	3.4%	12	24 734	71	3 220 357
5 ACOMEIA EUROPA CLASSE Q2	ACAEUP	IT0005091167	15.631	16.322	4.4%	5	24 818	33	107 480
6 ACOMEIA GLOBALE CLASSE Q2	ACAGLO	IT0005091100	13.647	14.368	5.3%	8	340	40	184 753
7 ACOMEIA ITALIA CLASSE Q2	ACAITA	IT0005091233	20.97	21.988	4.9%	6	213	89	25 205
8 ALBEMARLE TARGET EUROPE - CLASS X	ATLTEU	IE00BYZZQ212	106.4762	113.0181	6.1%	-	-	-	-
9 ALBEMARLE TARGET ITALY - CLASS X	ATLTIT	IE00BYZZPY67	100.7147	105.7833	5.0%	2	76 208	6	155 548
10 ALBEMARLE TARGET ITALY HEDGED - CLASS X	ATLTIH	IE00BDHF6114	89.8114	88.4096	-1.6%	-	-	7	137 649
11 ALESSIA - VOLCOR BETA ZERO CLASS Q	AVBZ01	LU1238726811	116.06	113.14	-2.5%	8	7 504 625	27	8 060 187
12 APSLEY FUND ICAV - OPTIMA STAR FUND	OPTMSF	IE00BDZ9X585	100.917	101.758	0.8%	-	-	7	441 946
13 ATOMO MADE IN ITALY FUND - CLASSE L	ATMMIF	LU1391064828	129.93	136.02	4.7%	-	-	3	52 927
14 COMPAM ACTIVE EQUITY SELECTION CLASSE Q	COMAES	LU1275426606	113.221	119.748	5.8%	-	-	-	-
15 COMPAM ACTIVE GLOBAL LONG SHORT	COMAES	LU1275425897	94.944	94.891	-0.1%	-	-	-	-
16 COMPAM FUND - SB EQUITY CLASSE Q	COMSBE	LU1275426275	111.272	115.412	3.7%	-	-	-	-
17 COMPAM FUND ACTIVE GLOBAL EQUITY	COMGEQ	LU1783934646	-	-	-	-	-	-	-
18 DIAMAN SICAV MATHEMATICS EUR CLASS P	DIAMAM	LU0277563010	783.52	836.44	6.8%	1	17 474	4	19 867
19 FINLABO DYNAMIC EQUITY - CLASSE L	FINLDE	LU1397788552	93.99	94.43	0.5%	1	30 557	7	108 443
20 NEW MILLENNIUM EURO EQUITIES CLASSE L	NMEE	LU1148873406	61.43	64.35	4.8%	-	-	1	210 749
21 NEW MILLENNIUM GLOBAL EQUITIES EUR HED L	NMGE	LU1148873588	91.29	95.92	5.1%	-	-	-	-
22 PHARUS GLOBAL VALUE EQUITY CLASS Q	PSGVQ	LU1371515534	115.26	117.01	1.5%	-	-	5	120 756
23 PHARUS GLOBAL VALUE EQUITY CLASS QH	PSGVQH	LU1371515880	113.18	116.18	2.7%	-	-	11	525 083
24 PHARUS GLOBAL VALUE EQUITY CLASS QHD	PSGVHD	LU1574104151	98.47	101.07	2.6%	-	-	1	9 956
25 PHARUS INTERNATIONAL EQUITY QUANT CLASS Q	PHSIEQ	LU1136402192	94.99	98.42	3.6%	2	34 578	4	46 799
26 PHARUS SICAV ELECTRIC MOBILITY NICHES	PHSEMN	LU1867072495	-	101.39	-	8	3 375 456	8	3 375 456
27 PHARUS SICAV EUROPE TOTAL RETURN CLASS Q	PSEAFQ	LU1437803767	101.18	103.96	2.7%	1	9 172	12	894 102
28 PHARUS SICAV NEXT REVOLUTION CLASS Q	PHSVQ	LU1136401970	93	98.84	6.3%	2	34 697	8	108 322
29 QUASTIO - PIR SMALL CAP	QPIRSC	IT0005345373	-	-	-	-	-	-	-
30 VG SICAV EUROPEAN EQUITY FUND CLASSE L	VGEUEQ	LU1501201872	-	-	-	-	-	-	-
31 VG SICAV US EQUITY FUND CLASSE L	VGUSEQ	LU1501194218	-	-	-	-	-	-	-
32 VG SICAV WORLD EQUITY FUND CLASSE L	VGWSEQ	LU1501196932	-	-	-	-	-	-	-
33 WOODPECKER - BALANCED BRAVE CLASSE T	WPCBRA	LU1271869445	116.018	119.688	3.2%	-	-	4	830 230
34 WOODPECKER - PURE EQUITY CLASSE T	WPCPEQ	LU1271869791	122.242	129.142	5.6%	-	-	1	6 263
35 ZENIT STOCK PICKING PIR CLASSE Q	ZMSSP1	LU1172560655	-	-	-	-	-	4	5 233

## MAIN INDICATORS - CORPORATE AND GOV. BOND

Name	Trading Code	ISIN	31/05/2019	Reference Price 28/06/2019	Var %	Trades	JUNE 2019 Turnover €	Trades	JAN - JUN 2019 Turnover €
1 ACOMEA BREVE TERMINE CLASSE Q2	ACABRT	IT0005090870	15.669	16.072	2.6%	17	165 543	99	2 675 019
2 ACOMEA EUROBLI AZIONARIO CLASSE Q2	ACAEUQ	IT0005090896	18.416	19.143	3.9%	12	516 048	57	728 453
3 ACOMEA LIQUIDITA' CLASSE Q2	ACALIQ	IT0005090854	8.973	9.01	0.4%	3	175 361	10	222 176
4 ACOMEA PERFORMANCE CLASSE Q2	ACAPER	IT0005090912	22.421	23.577	5.2%	5	427 662	30	2 245 392
5 AISM LOW VOLATILITY FUND - E PLUS	AISMLV	LU1280466884	91.7	93.14	1.6%	-	-	-	-
6 BASE INV BONDS VALUE CLASS EUR L	BONVAL	LU1242466289	97.82	99.33	1.5%	1	6 890	11	360 200
7 COMPAM FUND - SB BOND CLASSE Q	COMSBP	LU1275426432	105.367	106.126	0.7%	-	-	-	10 062
8 COMPAM FUND FLEXIBLE BOND CLASSE Q	COMFBO	LU1472302576	99.313	100.678	1.4%	3	326 888	13	841 959
9 DIAMAN SICAV DYNAMIC INCOME CLASS P	DIADDB	LU0277562558	110.1	110.8	0.6%	-	-	-	-
10 DIAMAN SICAV TARGET STRATEGY CLASS P	DIAMTS	LU1172430875	-	-	-	-	-	1	28 024
11 INVESTIMENTI SOSTENIBILI LIFEFATE	LGINVS	IT0005215709	99.861	101.306	1.4%	-	-	2	6 930
12 NEW MILLEN EVERG GL HI YLD BOND CLASSE L	NMIEGH	LU1383165918	98.78	99.92	1.2%	1	354 306	5	3 010 005
13 NEW MILLENNIUM AUGUST HIGH QUALIT BOND L	NMHOQB	LU1148873745	152.73	153.59	0.6%	-	-	-	-
14 NEW MILLENNIUM AUGUSTUM CORPORATE BOND L	NMNCB	LU1148874396	222.43	226.88	2.0%	-	-	-	-
15 NEW MILLENNIUM EURO BONDS SHORT TERM L	NMESTB	LU1148873661	137.94	138.35	0.3%	1	10 373	1	10 373
16 NEW MILLENNIUM EX EUR HIGH QUALIT BOND L	NMEXHQ	LU1148873828	109.92	109.91	0.0%	-	-	-	-
17 NEW MILLENNIUM INFLAT LINK BOND EUROP L	NMILB	LU1148874040	108.5	109.23	0.7%	-	-	-	-
18 NEW MILLENNIUM ITALIAN DIVERSIF BOND L	NMIDB	LU1148874479	128.87	131.64	2.1%	-	-	-	-
19 NEW MILLENNIUM LARGE EUROPE CORPORATE L	NMLEC	LU1148874123	144.25	146.46	0.8%	-	-	2	207 757
20 NEXTAM VER CAPITAL EUR CORPORATE SELECT	NPVERC	LU11914064371	4.993	5.12	2.5%	2	81 020	5	605 644
21 PHARUS BOND OPPORTUNITIES CLASS Q	PHSBOQ	LU1136401111	100.26	100.51	0.2%	2	16 976	12	502 667
22 PHARUS LIQUIDITY CLASS Q	PHSLQ	LU1136401384	101.71	102.11	0.4%	2	12 712	7	30 351
23 PHARUS MARZOTTO ACTIVE BOND Q	PHSMAB	LU1371515021	99.62	101.19	1.6%	-	-	-	-
24 PHARUS TARGET CLASS Q	PHSTQ	LU1136402432	75.68	77.4	2.3%	5	187 749	20	859 177
25 PLURIMA GLOBAL STAR RETURN FUND A LISTED	POGSRF	IE00B2Z2R401	-	-	-	-	-	-	-
26 TCW EMER MKT LOCAL CURR INC HEDGE ATFHE	TOWLCC	LU1266771549	10.2389	10.8151	5.6%	-	-	1	208
27 TCW EMER MKT LOCAL CURRENCY INCOME ATFHE	TOWLCL	LU1266771465	10.9902	11.3881	3.6%	-	-	1	107
28 TCW EMERGING MKT INCOME ATFHE	TOWEM1	LU1266771200	12.321	12.5652	2.0%	1	797	10	22 853
29 TCW EMERGING MKT INCOME HEDGE ATFHE	TOWEM2	LU1266771392	11.6123	12.0741	4.0%	-	-	2	94 659
30 TCW METWEST TOTAL RET BOND ATFHE	TOWMM1	LU1266771622	10.8667	-	n.a.	-	-	-	-
31 TCW METWEST TOTAL RET BOND HEDGE ATFHE	TOWMM2	LU1266771895	10.2264	10.3189	0.9%	-	-	1	192 375
32 TCW METWEST UNCONSTR BOND HEDGE ATFHE	TOWMU2	LU1266772356	10.2715	10.3494	0.8%	-	-	2	931 022
33 TCW METWEST UNCONSTR BOND ATFHE	TOWMU1	LU1266772273	10.9006	-	n.a.	-	-	1	258
34 VG SICAV GLOBAL BOND CLASSE L	VGLBDB	LU1501204389	-	-	-	-	-	-	-

## MAIN INDICATORS - EMERGING, STYLE AND OTHERS

Name	Trading Code	ISIN	31/05/2019	Reference Price 28/06/2019	Var %	Trades	JUNE 2019 Turnover €	Trades	JAN - JUN 2019 Turnover €
1 9AH LATEMAR - CLASSE Q	BALCQ	IT0005114522	102.089	103.754	1.6%	-	-	-	-
2 ACOMEA FONDO ETF ATTIVO CLASSE Q2	ACAEAT	IT0005090938	5.062	5.157	1.9%	9	46	50	278 060
3 ACOMEA PAESI EMERGENTI CLASSE Q2	ACAFEM	IT0005091126	7.776	8.254	6.1%	5	287	43	81 180
4 ACOMEA PATRIMONIO AGGRESSIVO CLASSE Q2	ACAAGG	IT0005091084	4.212	4.422	5.0%	7	231 704	44	647 267
5 ACOMEA PATRIMONIO DINAMICO CLASSE Q2	ACADIN	IT0005091068	5.594	5.84	4.4%	7	234 643	39	387 249
6 ACOMEA PATRIMONIO ESENTE CLASSE Q2	ACAESE	IT0005252801	4.992	5.275	5.7%	1	10 550	2	10 648
7 ACOMEA PATRIMONIO PRUDENTE CLASSE Q2	ACAPRU	IT0005091019	6.261	6.591	5.3%	7	354	55	864 153
8 ALESSIA - ABSOLUTE RETURN MACRO CLASS Q	AARM01	LU1238726554	104.42	104.41	0.0%	-	-	-	-
9 AMAGIS DYNAMIC ALLOC TOT RET FUND L1 EUR	ADA113	MT7000015665	100.69	102.96	2.3%	1	9 688	12	237 851
10 AGA COLOMBO EXTRA RETURN FUND CLASS D	CXR	MT7000024006	96.7502	99.0497	2.4%	3	1 512 144	18	2 484 947
11 ATOMO CARPINUS - CLASSE L	ATMCAR	LU1391065718	-	-	-	-	-	-	-
12 ATOMO GLOBAL RETURN - CLASSE L	ATMGLR	LU1391065395	90.04	92.34	2.6%	2	50 338	17	638 795
13 ATOMO MULTI STRATEGY - CLASSE L	ATMMST	LU1391065478	114.67	116.36	1.5%	-	-	-	-
14 ATOMO PLAB FLEX ABSOLUTE FUND - CLASSE L	ATMPFL	LU1391065551	101.56	103.04	1.5%	-	-	1	10 186
15 BASE INV BONDS MULTICURRENCY CLASS EUR L	BONMUL	LU1242466446	98.15	98.1	-0.1%	-	-	2	108 147
16 BASE INV FLEX LOW RISK EXPOS CLASS EUR L	FLEXLO	LU1242466875	97.32	98.52	1.2%	-	-	3	80 015
17 COMPAM ACTIVE MARKET NEUTRAL CLASSE Q	COMAMN	LU1275426788	88.164	87.812	-0.4%	5	183 611	47	854 446
18 COMPAM CONSERVATIVE PORTFOLIO CLASSE Q	COMCPQ	LU1275425970	94.925	94.94	0.0%	-	-	3	12 172
19 COMPAM FUND - SB FLEXIBLE CLASSE Q	COMSBF	LU1275426358	98.446	99.908	1.5%	-	-	-	-
20 COMPAM FUND DOUBLE ACTION FOCUS	COMDAP	LU129209813	99.399	99.953	0.6%	-	-	4	1 696 162
21 COMPAM FUND GLOBAL FLEXIBLE BLEND	COMGFB	LU1769738383	91.911	91.697	-0.2%	-	-	6	148 278
22 COMPAM FUND SB CONVEX CLASSE Q	COMSBC	LU1468873846	94.559	104.381	10.4%	-	-	1	20 884
23 COMPAM GLOBAL DIVERSIFIED CLASSE Q	COMGDD	LU1275426515	93.215	93.933	0.8%	-	-	-	-
24 FCS FLEX ABLE GROWTH FUND CLASS B	FLEXAB	LU1720051959	96.83	-	n.a.	-	-	1	191
25 FCS FLEX ABLE GROWTH PLUS FUND CLASS B	FLEXAP	LU1720052098	126.54	-	n.a.	-	-	1	251
26 FCS NAVIGATOR FUND	NAVIGT	IE00BYXWV859	88.45	85.53	-3.3%	1	43 546	5	219 562
27 FCS NAVIGATOR PLUS FUND	NAVPLP	IE00BYXWV887	-	-	-	-	-	-	-
28 HPS BASIC FUND CLASSE Q EUR	HPSBAS	LU1176781729	12.94	13.65	5.5%	-	-	7	159 748
29 LUXBRIDGE SICAV - JCI FX MACRO	JCFXMA	LU1882532614	100.04	99.36	-0.7%	-	-	6	48 210
30 METHOD ATTRAC GLOB OPPORTUN LIST ACC EUR	MAGO	LU1322032373	683.035	660.8775	-3.2%	-	-	2	20 000
31 METHOD TARGET SELECTION LISTING ACC EUR	METS	LU1322033421	-	-	-	-	-	-	-
32 MULTI STAR SICAV - AL FA DYNAMIC	MSCOCQ	LU1838949516	95.41	97.56	2.3%	-	-	-	-
33 MULTI STAR SICAV - HEARTH ETHICAL FUND	MSHEEQ	LU1838949607	96.24	98.2	2.0%	-	-	-	-
34 NEW MILLEN MULTI ASSET OPPORTUN CLASSE L	NMMAO	LU1383165751	98.7	100.03	1.3%	15	1 703 855	66	14 551 328
35 NEW MILLENNIUM AUGUSTUM MARKET TIMING L	NMMT	LU1148874636	112	113.74	1.6%	-	-	-	-
36 NEW MILLENNIUM BALANC WORLD CONSERVAT L	NMBCV	LU1148874552	153.14	154.98	1.2%	-	-	7	1 053 630
37 NEW MILLENNIUM PIR BILANCIATO SIST ITA L	NMPSB	LU1602488800	97.75	99.93	2.2%	-	-	-	-
38 NEW MILLENNIUM VOLACTIVE CLASSE L	NMVOL	LU1148874800	98.99	100.39	1.4%	-	-	-	-
39 NEXTAM SHIELD OPPORTUNITIES	NPSHIE	LU1140836993	-	-	-	-	-	-	-
40 OPEN CAPITAL PROFESSIONAL ITALY	OCPP1	IT0005279754	93.515	97.358	4.1%	5	286 747	51	5 792 274
41 OPEN CAPITAL TOTAL RETURN CLASSE L	OCPTR	IT0005279515	102.379	103.869	1.5%	29	1 765 379	214	33 883 240
42 PENSPLAN GENERATION DYNAMIC PIR	PPGDYP	IT0005347585	-	-	-	-	-	-	-
43 PHARUS ABSOLUTE RETURN CLASS Q	PHSARO	LU1136401467	98.57	100.33	1.8%	2	18 366	15	572 477
44 PHARUS ALGO FLEX CLASS Q	PHSAFO	LU1136402788	91.37	93.24	2.0%	3	180 336	22	1 291 944
45 PHARUS ASIAN NICHES	PHSASN	LU1880727235	95.7	98.55	3.0%	6	429 314	33	9 293 758
46 PHARUS BEST GL MANAG FLEX EQUITY CLASS Q	PHSBEQ	LU1136402358	97.36	98.8	1.5%	-	-	3	106 128
47 PHARUS GLOB DYNAM OPPORTUNITIES CLASS Q	PHSGOQ	LU1136402945	86.05	86.3	0.3%	-	-	1	90
48 PHARUS MARZOTTO ACTIVE DIVERSIFIED Q	PHSMAD	LU1371515294	96.34	96.13	-0.2%	-	-	-	-
49 PHARUS SOUTHERN EUROPE CLASS Q	PHSSE	LU1578646025	-	-	-	-	-	-	-
50 PHARUS TREND PLAYER CLASS Q	PHSTPO	LU1253867647	119.6	122.83	2.7%	-	-	2	22 688
51 PLURIMA STRATEGY PORTFOLIO A LISTED	PPSPFP	IE00B09DPXK38	-	-	-	-	-	-	-
52 SELECTRA J LAMARCK BIOTECH CLASS D	SELTLB	LU1246176264	111.66	125.89	12.7%	4	78 826	18	147 917
53 SELECTRA J LAMARCK PHARMA CLASS D	SELPLP	LU1246176850	79.54	83.86	5.4%	1	9 360	1	9 360
54 SUMUS STRATEGIC FUND CLASSE Q EUR	HPSDYN	LU1176783774	10.62	10.81	1.8%	3	12 679	16	1 182 497
55 TIMED EUROPEAN ABSOLUTE RETURN FUND CL A	TNEARA	LU150684254	10.88	10.8	-0.7%	1	21 600	3	59 616
56 UCAPITAL MULTI ALPHA PLUS FUND A LISTED	PMALPF	IE00B9V9H9S99	8.208	8.208	0.0%	-	-	-	-
57 VARENE VAEUR QUOTA IT	VVAITA	FR0013216891	103.74	106.17	2.3%	-	-	-	-
58 WOODPECKER - FLEXIBLE ROCK CLASSE T	WPCROC	LU1271869874	103.325	103.775	0.4%	-	-	7	1 785 840
59 ZENIT GLOBAL OPPORTUNITIES CLASSE Q	ZMSGO1	LU1258032298	-	-	-	-	-	3	13 546
60 ZENIT STABILITY CLASSE Q	ZMSST1	LU1172560226	-	-	-	-	-	1	4 915

Markets Analysis  
Piazza degli Affari, 6 - 20123 Milano  
T +39 02 724261 | Fax +39 02 8646.4323  
e-mail: markets\_analysis@borsaitaliana.it  
www.borsaitaliana.it

 **London**  
Stock Exchange Group

This document contains text, data, graphics, photographs, illustrations, artwork, names, logos, trade marks, service marks and information ("Information") connected with Borsa Italiana S.p.A. ("Borsa Italiana").

All reasonable efforts have been made to ensure that the Information in this document was correct at the time of publication. However, Borsa Italiana Spa accepts no liability for decisions taken, or systems-related or other work carried out by any party based on this document. The publication of this document does not represent solicitation, by Borsa Italiana, of public saving and is not to be considered as a recommendation by Borsa Italiana as to the suitability of the investment, if any, herein described.

© June 2019 Borsa Italiana S.p.A. All rights reserved.