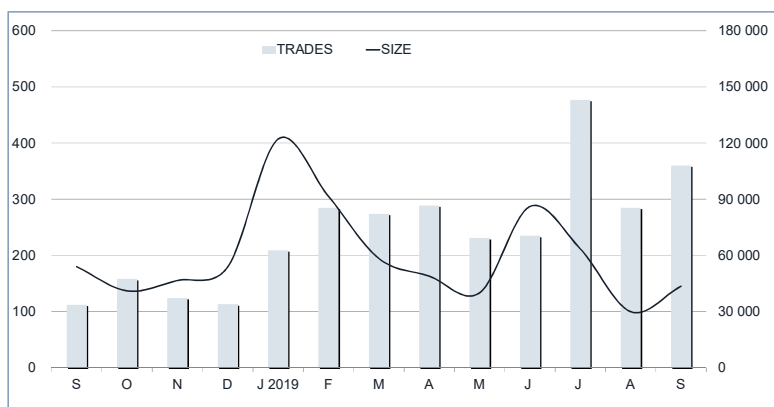
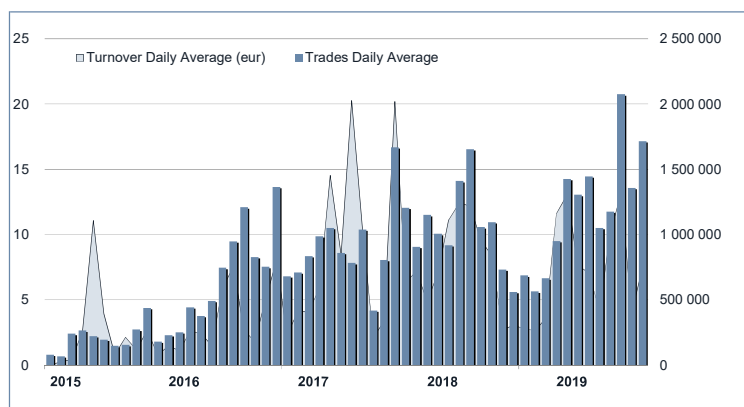


ATFund Statistics
September 2019
TRADING EVOLUTION

MAIN INDICATORS
LISTED FUNDS

	LISTED END OF MONTH	AUM in MT	
		eur m 30/08/2019	eur m 30/09/2019
CORPORATE AND GOV. BOND	26	59.37	60.67
DEVELOPED MARKETS	34	40.34	41.13
EMERGING	1	0.08	0.08
STYLE	1	0.87	0.86
OTHERS	52	288.53	298.58
TOTAL	114	389.19	401.32

TRADING

	AUGUST 2019	SEPTEMBER 2019	JAN - SEP 2019
	Turnover eur m	Turnover eur m	Turnover eur m
CORPORATE AND GOV. BOND	2.5	3.0	33.28
DEVELOPED MARKETS	0.9	0.6	23.36
EMERGING	0.0	0.0	0.10
STYLE	-	-	1.0
OTHERS	5.2	12.1	107.99
TOTAL	8.53	15.67	165.71

MOST TRADED IN THE MONTH BY TURNOVER

Name	Trading Code	ISIN	TURNOVER	
			eur m	% TOT
1 OPEN CAPITAL TOTAL RETURN CLASSE L	OCPTR	IT0005279515	5.68	36.2%
2 NEW MILLEN MULTI ASSET OPPORTUN CLASSE L	NMMAO	LU1363165751	3.07	19.6%
3 NEXTAM VER CAPITAL EUR CORPORATE SELECT	NPVERC	LU1814064371	1.35	8.6%
4 COMPAM FUND GLOBAL FLEXIBLE BLEND	COMGFB	LU1769738383	1.24	7.9%
5 ACOMEA LIQUIDITA' CLASSE Q2	ACALIQ	IT0005090854	0.82	5.3%
6 PHARUS SICAV - TARGET EQUITY DIVIDEND	PHSTED	LU1868872802	0.59	3.8%
7 PHARUS ALGO FLEX CLASS Q	PHSAFQ	LU1136402788	0.54	3.4%
8 ACOMEA EUROBBILIGAZIONARIO CLASSE Q2	ACAELUO	IT0005090896	0.41	2.6%
9 ACOMEA PATRIMONIO AGGRESSIVO CLASSE Q2	ACAAGG	IT0005091084	0.31	2.0%
10 ALBEMARLE TARGET ITALY HEDGED - CLASS X	ATLTH	IE00BDHF6114	0.26	1.7%

MOST TRADED IN THE YEAR BY TURNOVER

Name	Trading Code	ISIN	TURNOVER	
			eur m	% TOT
1 OPEN CAPITAL TOTAL RETURN CLASSE L	OCPTR	IT0005279515	42.12	25.4%
2 NEW MILLEN MULTI ASSET OPPORTUN CLASSE L	NMMAO	LU1363165751	26.29	15.9%
3 PHARUS ASIAN NICHES	PHSAN	LU1867072735	9.31	5.6%
4 ALESSIA - VOLCOR BETA ZERO CLASS Q	AVBZ01	LU1238726811	8.40	5.1%
5 OPEN CAPITAL PROFESSIONAL ITALY	OCPP1	IT0005279754	7.87	4.8%
6 ACOMEA LIQUIDITA' CLASSE Q2	ACALIQ	IT0005090854	5.99	3.6%
7 NEW MILLEN EVERG GL HI YLD BOND CLASSE L	NMEGH	LU1363165918	5.84	3.5%
8 COMPAM FUND FLEXIBLE BOND CLASSE Q	COMFBO	LU1472302576	5.67	3.4%
9 ACOMEA BREVE TERMINE CLASSE Q2	ACABRT	IT0005090870	4.24	2.6%
10 PHARUS SICAV ELECTRIC MOBILITY NICHES	PHSEMN	LU1867072495	3.73	2.2%

What is ATFund (@Fund)

ATFund is a multilateral trading facilities (MTF) for open-end funds.
 Clients can enter buy and sell orders between 8:00 a.m. and 10:55 a.m. Orders must indicate the quantity only.
 Between 10:55 and 11 a.m. only the Appointed Intermediary can insert orders to execute the imbalance between buy and sell quantities. Trades are concluded within one minute after 11 am.
 Contracts concluded at T are valued the following day (T+1) with the NAV (in Euro) as of day T provided by the issuers of listed funds by the cut-off time (5:00 pm).
 Trades, valued at NAV, are settled in Monte Titoli the third day following the conclusion of contracts (T+3).

News:

ATFund AUM reached the new record of €401.32m (+15.33% vs September 2018).

New instruments listed in September:

• INTERMONTE FLEXIBLE EUROPE - LU1688213104

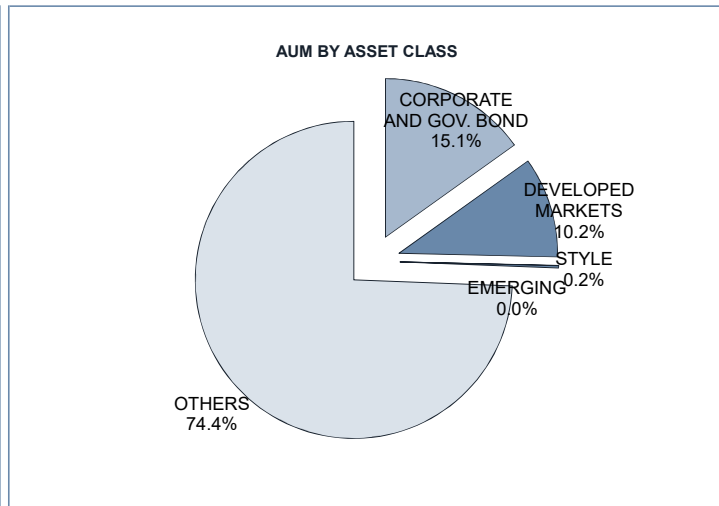
ATFund AUM reached the new record of €401.32m (+15.33% vs September 2018).

Note: ATFund figures are included in the ETFPlus until September 2018

TURNOVER	AUGUST 2019		SEPTEMBER 2019		YEAR 2019				
	Trades	Turnover eur m	Trades	Turnover eur m	Trades	% TOT	Turnover eur m	% TOT	
0	20 000	232	0.24	254	0.43	1 793	67.8%	4.23	2.6%
20 000	50 000	18	0.66	41	1.29	293	11.1%	9.76	5.9%
50 000	100 000	13	0.99	25	1.69	192	7.3%	12.97	7.8%
100 000	500 000	19	4.04	35	6.66	301	11.4%	60.31	36.4%
500 000		3	2.60	5	5.59	66	2.5%	78.43	47.3%
	TOTAL	285	8.53	360	15.67	2 645		165.71	

FOCUS

FUNDS WITH HIGHEST TURNOVER				
MONTH	NAME	TRADING CODE	ISIN	EUR
SEPTEMBER	OPEN CAPITAL TOTAL RETURN CLASSE L	OCPTR	IT0005279515	1 688 317
OCTOBER	ACOMEA BREVE TERMINE CLASSE Q2	ACABRT	IT0005090870	999 458
NOVEMBER	PHARUS SICAV - EUROPE ABSOLUTE FUND Q	PSEAFQ	LU1437803767	1 699 222
DECEMBER	OPEN CAPITAL TOTAL RETURN CLASSE L	OCPTR	IT0005279515	1 475 277
JANUARY 2019	OPEN CAPITAL TOTAL RETURN CLASSE L	OCPTR	IT0005279515	11 139 311
FEBRUARY	OPEN CAPITAL TOTAL RETURN CLASSE L	OCPTR	IT0005279515	9 560 322
MARCH	OPEN CAPITAL TOTAL RETURN CLASSE L	OCPTR	IT0005279515	3 895 344
APRIL	OPEN CAPITAL TOTAL RETURN CLASSE L	OCPTR	IT0005279515	5 904 673
MAY	OPEN CAPITAL TOTAL RETURN CLASSE L	OCPTR	IT0005279515	1 618 212
JUNE	ALESSIA - VOLCOR BETA ZERO CLASS Q	AVBZ01	LU1238726811	7 504 625
JULY	NEW MILLEN MULTI ASSET OPPORTUN CLASSE L	NMMAO	LU1363165751	6 839 607
AUGUST	NEW MILLEN MULTI ASSET OPPORTUN CLASSE L	NMMAO	LU1363165751	1 825 213
SEPTEMBER	OPEN CAPITAL TOTAL RETURN CLASSE L	OCPTR	IT0005279515	5 679 115



MAIN INDICATORS - DEVELOPED MARKETS

Name	Trading Code	ISIN	30/08/2019	Reference Price 30/09/2019	Var %	SEPTEMBER 2019 trades	Tumover €	JAN - SEP 2019 trades	Tumover €
1 8A+ EIGER - CLASSE Q	8AECQ	IT0005114530	111.245	113.644	2.2%	-	-	11	1 074 453
2 8A+ GRAN PARADISO - CLASSE Q	8AGCQ	IT0005137770	92.727	90.918	-2.0%	-	-	-	-
3 ACOMEIA AMERICA CLASSE Q2	ACAAME	IT0005091142	20.264	21.059	3.9%	7	146	64	57 470
4 ACOMEIA ASIA PACIFICO CLASSE Q2	ACAAPA	IT0005091183	6.01	6.313	5.0%	17	106	121	3 224 894
5 ACOMEIA EUROPA CLASSE Q2	ACAEP	IT0005091167	16.312	16.993	4.2%	17	580	74	112 330
6 ACOMEIA GLOBALE CLASSE Q2	ACAGLO	IT0005091100	14.23	14.863	4.4%	10	384	78	186 366
7 ACOMEIA ITALIA CLASSE Q2	ACAITA	IT0005091233	21.786	22.848	4.9%	19	4 009	129	29 818
8 ALBEMARLE TARGET EUROPE - CLASS X	ATLTEU	IE00BYZZQ212	106.51	112.26	5.4%	-	-	1	2 236
9 ALBEMARLE TARGET ITALY - CLASS X	ATLTIT	IE00BYZZPY67	101.7469	108.2418	6.4%	-	-	6	155 548
10 ALBEMARLE TARGET ITALY HEDGED - CLASS X	ATLTIH	IE00BDHF6114	84.07	86.2851	2.6%	2	259 308	12	404 664
11 ALESSIA - VOLCOR BETA ZERO CLASS Q	AVBZ01	LU1238726811	115.74	116.57	0.7%	1	48 342	39	8 400 363
12 APSLEY FUND ICAV - OPTIMA STAR FUND	OPTMSF	IE00BDZ9X585	99.518	96.157	-3.4%	1	29 470	8	471 416
13 ATOMO MADE IN ITALY FUND - CLASSE L	ATMMIF	LU1391064828	131.01	136.12	3.9%	-	-	4	99 141
14 COMPAM ACTIVE EQUITY SELECTION CLASSE Q	COMAES	LU1275426606	117.321	122.266	4.2%	-	-	2	244 747
15 COMPAM ACTIVE GLOBAL LONG SHORT	COMAEE	LU1275425897	94.751	92.811	-2.0%	-	-	1	190 408
16 COMPAM FUND - SB EQUITY CLASSE Q	COMSBE	LU1275426275	118.678	120.46	1.5%	-	-	-	-
17 COMPAM FUND ACTIVE GLOBAL EQUITY	COMGEQ	LU1783934646	-	-	-	-	-	-	-
18 DIAMAM SICAV MATHEMATICS EUR CLASS P	DIAMAM	LU0277563010	828.42	843.76	1.9%	-	-	6	35 620
19 FINLABO DYNAMIC EQUITY - CLASSE L	FINLDE	LU1397788552	92.67	93.92	1.3%	1	379	19	141 447
20 NEW MILLENNIUM EURO EQUITIES CLASSE L	NMEE	LU1148873406	62.61	64.42	2.9%	-	-	1	210 749
21 NEW MILLENNIUM GLOBAL EQUITIES EUR HED L	NMGE	LU1148873588	94.59	96.37	1.9%	-	-	-	-
22 PHARUS GLOBAL VALUE EQUITY CLASS Q	PSGVQ	LU1371515534	118.59	119.68	0.9%	1	41 832	7	394 638
23 PHARUS GLOBAL VALUE EQUITY CLASS QH	PSGVQH	LU1371515880	115.65	115.72	0.1%	1	5 813	20	1 400 322
24 PHARUS GLOBAL VALUE EQUITY CLASS QHD	PSGQHD	LU1574104151	100.63	99.2	-1.4%	-	-	1	9 956
25 PHARUS INTERNATIONAL EQUITY QUANT CLASS Q	PHSIEQ	LU1136402192	99.62	101.84	2.2%	1	17 303	6	139 217
26 PHARUS SICAV ELECTRIC MOBILITY NICHES	PHSEMN	LU1867072495	97.35	101.31	4.1%	1	10 145	12	3 725 831
27 PHARUS SICAV EUROPE TOTAL RETURN CLASS Q	PSEAFQ	LU1437803767	103.05	107.12	3.9%	4	104 613	21	1 607 387
28 PHARUS SICAV NEXT REVOLUTION CLASS Q	PHSVQ	LU1136401970	98.47	97.97	-0.5%	-	-	9	128 112
29 QUAESTIO - PIR SMALL CAP	QPIRSC	IT0005345373	-	-	-	-	-	-	-
30 VG SICAV EUROPEAN EQUITY FUND CLASSE L	VGEUEQ	LU1501201872	-	-	-	-	-	-	-
31 VG SICAV US EQUITY FUND CLASSE L	VGUSEQ	LU1501194218	-	-	-	-	-	-	-
32 VG SICAV WORLD EQUITY FUND CLASSE L	VGWOEQ	LU1501196932	-	-	-	-	-	-	-
33 WOODPECKER - BALANCED BRAVE CLASSE T	WPCBRA	LU1271869445	117.388	118.216	0.7%	2	64 559	8	903 736
34 WOODPECKER - PURE EQUITY CLASSE T	WPCPEQ	LU1271869791	126.731	129.494	2.2%	-	-	1	6 263
35 ZENIT STOCK PICKING PIR CLASSE Q	ZMSSP1	LU1172560655	-	-	-	-	-	4	5 233

MAIN INDICATORS - CORPORATE AND GOV. BOND

Name	Trading Code	ISIN	30/08/2019	Reference Price 30/09/2019	Var %	SEPTEMBER 2019 Trades	SEPTEMBER 2019 Turnover €	JAN - SEP 2019 Trades	JAN - SEP 2019 Turnover €
1 ACOMEA BREVE TERMINE CLASSE Q2	ACABRT	IT0005090870	16.37	16.56	1.1%	32	45 204	201	4 237 013
2 ACOMEA EUROBLI GAZIONARIO CLASSE Q2	ACAEUO	IT0005090896	19.59	19.922	1.7%	29	405 024	132	1 134 885
3 ACOMEA LIQUIDITA' CLASSE Q2	ACALIQ	IT0005090854	9.04	9.068	0.3%	5	823 177	25	5 987 542
4 ACOMEA PERFORMANCE CLASSE Q2	ACAPER	IT0005090912	23.27	24.461	5.1%	2	48	52	3 554 466
5 AISM LOW VOLATILITY FUND - E PLUS	AISM.LV	LU1280406884	94.27	93.54	-0.8%	1	9 388	3	72 987
6 BASE INV BONDS VALUE CLASS EUR L	BONVAL	LU1242466289	100.86	103.84	3.0%	-	-	15	360 603
7 COMPAM FUND - SB BOND CLASSE Q	COMSB	LU1275426432	106.52	107.026	0.5%	-	-	1	10 062
8 COMPAM FUND FLEXIBLE BOND CLASSE Q	COMFBO	LU1472302576	101.28	101.833	0.5%	4	253 050	41	5 673 180
9 DIAMAN SICAV DYNAMIC INCOME CLASS P	DIAZDB	LU0277562558	-	-	-	-	-	2	58 559
10 DIAMAN SICAV TARGET STRATEGY CLASS P	DIAMTS	LU1172430875	-	-	-	-	-	1	28 024
11 INVESTIMENTI SOSTENIBILI FLEGATE	LGINVS	IT0005215709	102.74	102.682	-0.1%	-	-	2	6 930
12 NEW MILLENNIUM EVERGL HDLD BOND CLASSE L	NMESH	LU1363165918	100.43	99.8	-0.6%	-	-	7	5 840 906
13 NEW MILLENNIUM AUGUST HIGH QUALT BOND L	NMHQB	LU1148873745	155.53	156.48	0.6%	-	-	-	-
14 NEW MILLENNIUM AUGUSTUM CORPORATE BOND L	NMBC	LU1148874396	231.24	233.5	1.0%	1	41 234	2	91 629
15 NEW MILLENNIUM EURO BONDS SHORT TERM L	NMEST	LU1148873661	138.96	138.71	-0.2%	-	-	1	10 373
16 NEW MILLENNIUM EX EUR HIGH QUALT BOND L	NMEXHQ	LU1148873828	112.38	113.61	1.1%	-	-	-	-
17 NEW MILLENNIUM INFLAT LINK BOND EUROP L	NMILB	LU1148874040	110.53	110.31	-0.2%	-	-	1	24 163
18 NEW MILLENNIUM ITALIAN DIVERSIF BOND L	NMIDB	LU1148874479	135.05	135.78	0.5%	1	2 712	2	20 757
19 NEW MILLENNIUM LARGE EUROPE CORPORATE L	NMLEC	LU1148874123	147.21	146.63	-0.4%	-	-	2	20 757
20 NEXTAM VER CAPITAL EUR CORPORATE SELECT	NVPERC	LU1814064371	5.14	5.135	0.0%	6	1 351 676	29	3 090 596
21 PHARUS BOND OPPORTUNITIES CLASS Q	PHSBOQ	LU1136401111	100.22	100.57	0.3%	1	17 796	18	602 641
22 PHARUS LIQUIDITY CLASS Q	PHSLQ	LU1136401384	102.52	102.5	0.0%	-	-	10	61 377
23 PHARUS MARZOTTO ACTIVE BOND Q	PHSMAB	LU1371515021	103.52	102.85	-0.6%	-	-	-	-
24 PHARUS TARGET CLASS Q	PHSTQ	LU1136402432	77.92	78.11	0.2%	1	13 267	26	94 548
25 FLURIMA GLOBAL STAR RETURN FUND A LISTED	POGRSF	IE00BZ2Z4401	-	-	-	-	-	-	-
26 TCW EMER MKT LOCAL CURR INC HEDGE ATFE	TCWLCR	LU1266771549	-	-	-	-	-	2	1 296
27 TCW EMER MKT LOCAL CURRENCY INCOME ATFE	TCWLC1	LU1266771465	-	-	-	-	-	1	107
28 TCW EMERGING MKT INCOME ATFE	TCWEM1	LU1266771200	-	-	-	-	-	10	22 853
29 TCW EMERGING MKT INCOME HEDGE ATFE	TCWEM2	LU1266771382	-	-	-	-	-	3	95 867
30 TCW METWEST TOTAL RET BOND ATFE	TCWMM1	LU1266771622	-	-	-	-	-	-	-
31 TCW METWEST TOTAL RET BOND HEDGE ATFE	TCWMM2	LU1266771895	-	-	-	-	-	2	193 402
32 TCW METWEST UNCONSTRAINED BOND HEDGE ATFE	TCWMMU	LU1266772356	-	-	-	-	-	3	932 055
33 TCW METWEST UNCONSTRAINED BOND ATFE	TCWMM2	LU1266772273	-	-	-	-	-	1	258
34 VG SICAV GLOBAL BOND CLASSE L	VGLBDB	LU1501204389	-	-	-	-	-	-	-

MAIN INDICATORS - EMERGING, STYLE AND OTHERS

Name	Trading Code	ISIN	30/08/2019	Reference Price 30/09/2019	Var %	SEPTEMBER 2019 Trades	SEPTEMBER 2019 Turnover €	JAN - SEP 2019 Trades	JAN - SEP 2019 Turnover €
1 8A+ LATEMAR - CLASSE Q	BALCQ	IT0005114522	104.269	105.893	1.5%	-	-	1	1 055
2 ACOMEA FONDO ETF ATTIVO CLASSE Q2	ACAEAT	IT0005090938	5.128	5.195	1.3%	18	3 884	98	762 435
3 ACOMEA PAESI EMERGENTI CLASSE Q2	ACAPEM	IT0005091126	8.156	8.454	3.7%	13	5 996	88	102 206
4 ACOMEA PATRIMONIO AGGRESSIVO CLASSE Q2	ACAAGG	IT0005091084	4.399	4.575	4.0%	18	311 964	95	1 542 598
5 ACOMEA PATRIMONIO DINAMICO CLASSE Q2	ACADIN	IT0005091088	5.853	6.053	3.4%	18	157 076	83	544 675
6 ACOMEA PATRIMONIO ESENTE CLASSE Q2	ACAESSE	IT0005252801	5.19	5.379	3.6%	2	6 312	9	55 648
7 ACOMEA PATRIMONIO PRUDENTE CLASSE Q2	ACAPRU	IT0005091019	6.538	6.846	4.7%	16	107	111	864 554
8 ALESSIA - ABSOLUTE RETURN MACRO CLASS Q	ARM01	LU1238726554	104.6	103.52	-1.0%	-	-	-	-
9 AMAGIS DYNAMIC ALLOC TOT RET FUND L1 EUR	ADA113	MT7000015665	101.22	102.21	1.0%	-	-	13	238 678
10 AQA COLOMBO EXTRA RETURN FUND CLASS D	CXR	MT7000024006	97.7671	100.8101	3.1%	-	-	20	2 549 008
11 ATOMO CARPINUS - CLASSE L	ATMCAR	LU1391065718	-	-	-	-	-	-	-
12 ATOMO GLOBAL RETURN - CLASSE L	ATMGLR	LU1391065395	92.99	94.8	1.9%	2	8 522	23	681 013
13 ATOMO MULTI STRATEGY - CLASSE L	ATMST	LU1391065478	118.17	118.7	0.4%	-	-	-	-
14 ATOMO PLAB FLEX ASSET FUND - CLASSE L	ATMPLF	LU1242466446	99.59	100.61	1.0%	-	-	1	10 186
15 BASE INV BONDS MULTICURRENCY CLASS EUR L	BONMUL	LU1242466446	96.59	96.88	0.3%	-	-	2	108 147
16 BASE INV FLEX LOW RISK EXPOS CLASS EUR L	FLEXO	LU1242466875	97.34	99.09	1.8%	1	97	9	90 325
17 COMPAM ACTIVE MARKET NEUTRAL CLASSE Q	COMAMN	LU1275426788	87.641	86.351	-1.5%	-	-	50	977 084
18 COMPAM CONSERVATIVE PORTFOLIO CLASSE Q	COMCPQ	LU1275426970	-	-	-	-	-	3	12 172
19 COMPAM FUND - SB FLEXIBLE CLASSE Q	COMSBF	LU1275426358	100.016	100.984	1.0%	-	-	8	12 172
20 COMPAM FUND DOUBLE ACTION FOCUS	COMDAD	LU1520289813	100.036	101.319	1.3%	1	73 441	8	2 863 254
21 COMPAM FUND GLOBAL FLEXIBLE BLEND	COMGFB	LU1769738383	93.39	93.397	0.0%	9	1 237 500	15	1 385 779
22 COMPAM FUND SB CONVEX CLASSE Q	COMSBC	LU1468873846	119.733	111.068	-7.2%	-	-	1	20 884
23 COMPAM GLOBAL DIVERSIFIED CLASSE Q	COMGDD	LU1275426515	93.489	95.189	1.8%	-	-	-	-
24 FCS FLEX ABLE GROWTH FUND CLASS B	FLEXAB	LU1720051959	-	-	-	-	-	1	191
25 FCS FLEX ABLE GROWTH PLUS FUND CLASS B	FLEXAP	LU1720052098	-	-	-	-	-	1	251
26 FCS NAVIGATOR FUND	NAVIST	IE00BYXWV859	-	-	-	-	-	5	218 502
27 FCS NAVIGATOR PLUS FUND	NAVILP	IE00BYXWV887	-	-	-	-	-	-	-
28 HPS BASIC FUND CLASSE Q EUR	HPSBAS	LU1176781729	12.62	13.05	3.4%	-	-	10	160 358
29 INTERMONTE FLEXIBLE EUROPE	INTFE	LU1688213104	-	-	-	-	-	-	-
30 LUXBRIDGE SICAV - JCI FX MACRO	JCFXMA	LU188252614	99.09	99.29	0.2%	-	-	6	48 210
31 METHOD ATTRAC GLOB OPPORTUN LIST ACC EUR	MAGO	LU1322032373	654.0455	646.813	-1.2%	-	-	2	20 000
32 METHOD TARGET SELECTION LISTING ACC EUR	METS	LU1322033421	-	-	-	-	-	-	-
33 MULTI STAR SICAV - ALFA DYNAMIC	MSOCCQ	LU1838949516	97.04	97.03	0.0%	-	-	-	-
34 MULTI STAR SICAV - HEARTH ETHICAL FUND	MSHEEQ	LU1838949607	98.12	99.16	1.1%	-	-	-	-
35 NEW MILLEN MULTI ASSET OPPORTUN CLASSE L	NMMAO	LU1363165751	100.77	101.47	0.7%	19	3 072 728	150	26 288 876
36 NEW MILLENNIUM AUGUSTUM MARKET TIMING L	NMMT	LU1148874636	114.61	115.71	1.0%	-	-	-	-
37 NEW MILLENNIUM BALANC WORLD CONSERVAT L	NMBWC	LU1148874552	155.74	155.78	0.0%	-	-	13	1 722 969
38 NEW MILLENNIUM PIR BILANCIATO SIST ITA L	NMPSI	LU1602468900	99.03	100.06	1.0%	-	-	-	-
39 NEW MILLENNIUM VOLACTIVE CLASSE L	NMVLQ	LU1148874800	101.06	102.21	1.1%	-	-	1	9 910
40 NEXTAM SHIELD OPPORTUNITIES	NPSHIE	LU1814063993	-	-	-	-	-	-	-
41 OPEN CAPITAL PROFESSIONAL ITALY	OCPP1	IT0005279754	98.27	100.737	2.5%	3	181 841	67	7 874 053
42 OPEN CAPITAL TOTAL RETURN CLASSE L	OCPT2	IT0005279515	105.602	107.261	1.6%	46	5 679 115	306	42 124 336
43 PENSIPLAN GENERATION DYNAMIC PIR	PPGDYP	IT0005347585	-	-	-	-	-	-	-
44 PHARUS ABSOLUTE RETURN CLASS Q	PHSARQ	LU1136401467	102.25	102.26	0.0%	1	18 895	21	695 829
45 PHARUS ALGO FLEX CLASS Q	PHSAFQ	LU1136402788	95.72	95.11	-0.6%	12	537 155	50	2 658 048
46 PHARUS ASIAN NICHES	PHSAN	LU1867072735	96.17	99.41	3.4%	-	-	37	9 313 790
47 PHARUS BEST GL MANAG FLEX EQUITY CLASS Q	PHSBEQ	LU1136402358	-	-	-	-	-	3	106 128
48 PHARUS GLOB DYNAM OPPORTUNITIES CLASS Q	PHSGOQ	LU1136402945	80.82	83.26	3.0%	-	-	2	171
49 PHARUS MARZOTTO ACTIVE DIVERSIFIED Q	PHSMAD	LU1371515294	97.55	96.95	-0.6%	-	-	-	-
50 PHARUS SICAV - TARGET EQUITY DIVIDEND	PHSTED	LU1868872802	102.92	104.07	1.1%	6	594 417	13	1 371 277
51 PHARUS SOUTHERN EUROPE CLASS Q	PHSSE	LU1578946025	-	-	-	-	-	-	-
52 PHARUS TREND PLAYER CLASS Q	PHSTPO	LU1253867847	123.81	124.3	0.4%	-	-	2	22 688
53 FLURIMA STRATEGY PORTFOLIO A LISTED	PPSPFO	IE00BVDPKX98	-	-	-	-	-	-	-
54 SELECTRA J. LAMARCK BIOTECH CLASS D	SELJLD	LU1246176264	121.76	117.14	-3.8%	4	8 906	26	172 574
55 SELECTRA J. LAMARCK PHARMA CLASS D	SELJLP	LU1246176850	84.11	85.59	1.8%	-	-	1	9 360
56 SUMUS STRATEGIC FUND CLASSE Q EUR	HPSDYN	LU1176783774	10.8	10.92	1.1%	3	221 309	22	1 421 909
57 TIMEO BEST GLOBAL MANAGERS FLEX EQUITY	TMSBQ	LU1850436491	101.09	100.08	-1.0%	-	-	1	152 814
58 TIMEO EUROPEAN ABSOLUTE RETURN FUND CL A	TNEARA	LU1506842554	-	-	-	-	-	3	59 616
59 UCAPITAL MULTI ALPHA PLUS FUND A LISTED	PMALPF	IE00BV9HS999	8.208	8.208	0.0%	-	-	-	-
60 VARENNE VALEUR QUOTA IT	VVAITA	FR0013216991	105.93	105.62	-0.3%	-	-	-	-
61 WOODPECKER - FLEXIBLE ROCK CLASSE T	WPCCRO	LU1271869874	102.392	102.568	0.2%	-	-	7	1 785 840
62 ZENIT GLOBAL OPPORTUNITIES CLASSE Q	ZMSGO1	LU1258032298	-	-	-	-	-	3	13 546
63 ZENIT STABILITY CLASSE Q	ZMSST1	LU1172560226	-	-	-	-	-	1	4 915

Markets Analysis
Piazza degli Affari, 6 - 20123 Milano
T +39 02 724261 | Fax +39 02 8646.4323
e-mail: markets_analysis@borsaitaliana.it
www.borsaitaliana.it

 **London**
Stock Exchange Group

This document contains text, data, graphics, photographs, illustrations, artwork, names, logos, trade marks, service marks and information ("Information") connected with Borsa Italiana S.p.A. ("Borsa Italiana").

All reasonable efforts have been made to ensure that the Information in this document was correct at the time of publication. However, Borsa Italiana Spa accepts no liability for decisions taken, or systems-related or other work carried out by any party based on this document. The publication of this document does not represent solicitation, by Borsa Italiana, of public saving and is not to be considered as a recommendation by Borsa Italiana as to the suitability of the investment, if any, herein described.

© September 2019 Borsa Italiana S.p.A. All rights reserved.