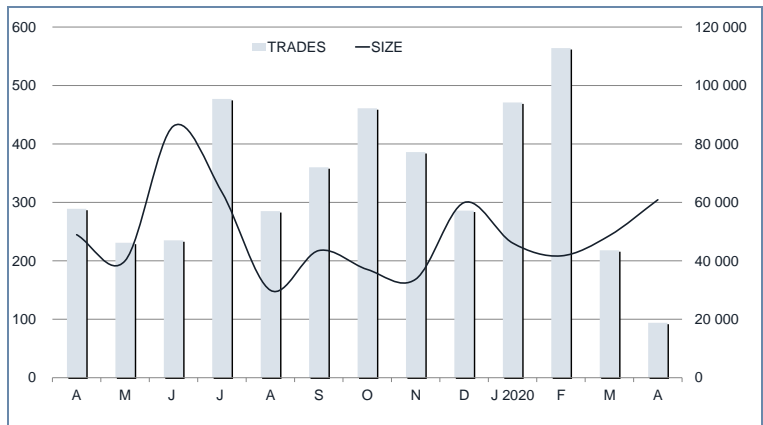
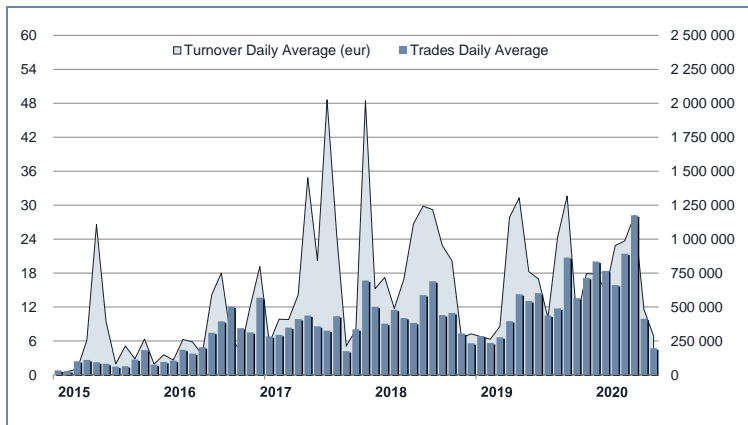




ATFund Statistics

April 2020

TRADING EVOLUTION



MAIN INDICATORS

LISTED FUNDS

LISTED END of MONTH	AUM in MT		eur m 30/04/2020
	eur m 31/03/2020	eur m	
CORPORATE AND GOV. BOND	25	50.31	51.64
DEVELOPED MARKETS	29	32.61	33.17
EMERGING	1	0.12	0.14
STYLE	-	0.28	-
OTHERS	49	286.82	290.90
TOTAL	104	370.14	375.84

TRADING

	MARCH 2020	APRIL 2020	JAN - APR 2020
	Turnover eur m	Turnover eur m	Turnover eur m
CORPORATE AND GOV. BOND	0.8	1.1	6.95
DEVELOPED MARKETS	2.9	0.4	5.47
EMERGING	0.1	0.0	0.10
STYLE	0.3	-	0.4
OTHERS	6.5	4.3	48.64
TOTAL	10.60	5.72	61.56

MOST TRADED IN THE MONTH BY TURNOVER

Name	Trading Code	ISIN	TURNOVER	
			eur m	% TOT
1 BASE INV FLEX LOW RISK EXPOS CLASS EUR L	FLEXLO	LU1242466875	1.01	17.6%
2 OPEN CAPITAL TOTAL RETURN CLASSE L	OCPTR	IT0005279515	0.84	14.7%
3 OPEN CAPITAL PROFESSIONAL ITALY	OCPPPI	IT0005279754	0.62	10.8%
4 ACOMEA PATRIMONIO AGGRESSIVO CLASSE Q2	ACAAGG	IT0005091084	0.55	9.6%
5 ACOMEA PERFORMANCE CLASSE Q2	ACAPER	IT0005090912	0.43	7.5%
6 ATOMO GLOBAL RETURN - CLASSE L	ATMGLR	LU1391065395	0.35	6.1%
7 ACOMEA LIQUIDITA' CLASSE Q2	ACALIQ	IT0005090854	0.28	4.9%
8 NEW MILLEN MULTI ASSET OPPORTUN CLASSE L	NMMAO	LU1363165751	0.21	3.6%
9 PHARUS GLOBAL VALUE EQUITY CLASS Q	PSGVQ	LU1371515534	0.15	2.7%
10 PHARUS LIQUIDITY CLASS Q	PHSLQ	LU1136401384	0.15	2.6%

MOST TRADED IN THE YEAR BY TURNOVER

Name	Trading Code	ISIN	TURNOVER	
			eur m	% TOT
1 TORO FUND A	TOROLD	IE00BKTPJF31	14.10	22.9%
2 OPEN CAPITAL TOTAL RETURN CLASSE L	OCPTR	IT0005279515	11.77	19.1%
3 NEW MILLEN MULTI ASSET OPPORTUN CLASSE L	NMMAO	LU1363165751	7.21	11.7%
4 OPEN CAPITAL PROFESSIONAL ITALY	OCPPPI	IT0005279754	2.98	4.8%
5 WOODPECKER - FLEXIBLE ROCK CLASSE T	WPCROC	LU1271869874	2.43	4.0%
6 PHARUS LIQUIDITY CLASS Q	PHSLQ	LU1136401384	2.41	3.9%
7 WOODPECKER - BALANCED BRIVE CLASSE T	WPCBRA	LU1271869445	1.82	2.9%
8 ACOMEA PATRIMONIO AGGRESSIVO CLASSE Q2	ACAAGG	IT0005091084	1.59	2.6%
9 ACOMEA LIQUIDITA' CLASSE Q2	ACALIQ	IT0005090854	1.43	2.3%
10 PHARUS ALGO FLEX CLASS Q	PHSAFQ	LU1136402788	1.17	1.9%

What is ATFund (@Fund)

ATFund is a multilateral trading facilities (MTF) for open-end funds. Clients can enter buy and sell orders between 8:00 a.m. and 10:55 a.m. Orders must indicate the quantity only. Between 10:55 and 11 a.m. only the Appointed Intermediary can insert orders to execute the imbalance between buy and sell quantities. Trades are concluded within one minute after 11 am. Contracts concluded at T are valued the following day (T+1) with the NAV (in Euro) as of day T provided by the issuers of listed funds by the cut-off time (5:00 pm). Trades, valued at NAV, are settled in Monte Titoli the third day following the conclusion of contracts (T+3).

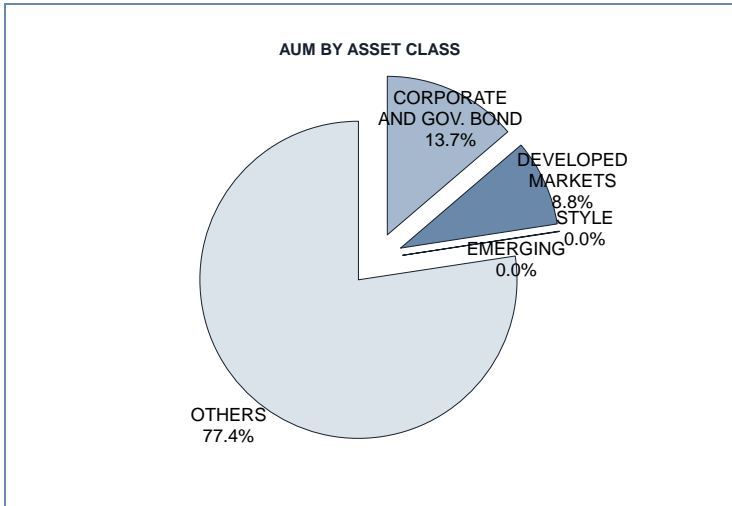
News:

Note: ATFund figures are included in the ETFPlus until September 2018

TURNOVER		MARCH 2020		APRIL 2020		YEAR 2020			
		Trades	Turnover eur m	Trades	Turnover eur m	Trades	% TOT	Turnover eur m	% TOT
0	20 000	139	0.46	53	0.34	938	69.6%	2.39	3.9%
20 000	50 000	27	1.08	21	0.78	142	10.5%	4.89	7.9%
50 000	100 000	23	1.77	6	0.41	93	6.9%	6.84	11.1%
100 000	500 000	27	5.62	11	1.98	160	11.9%	35.52	57.7%
500 000		2	1.67	3	2.21	14	1.0%	11.92	19.4%
TOTAL		218	10.60	94	5.72	1 347		61.56	

FOCUS

FUNDS WITH HIGHEST TURNOVER				
MONTH	NAME	TRADING CODE	ISIN	EUR
APRIL	OPEN CAPITAL TOTAL RETURN CLASSE L	OCPTR	IT0005279515	5 904 673
MAY	OPEN CAPITAL TOTAL RETURN CLASSE L	OCPTR	IT0005279515	1 618 212
JUNE	ALESSIA - VOLCOR BETA ZERO CLASS Q	AVBZ01	LU1238726811	7 504 625
JULY	NEW MILLEN MULTI ASSET OPPORTUN CLASSE L	NMMAO	LU1363165751	6 839 607
AUGUST	NEW MILLEN MULTI ASSET OPPORTUN CLASSE L	NMMAO	LU1363165751	1 825 213
SEPTEMBER	OPEN CAPITAL TOTAL RETURN CLASSE L	OCPTR	IT0005279515	5 679 115
OCTOBER	NEW MILLEN MULTI ASSET OPPORTUN CLASSE L	NMMAO	LU1363165751	4 050 294
NOVEMBER	OPEN CAPITAL TOTAL RETURN CLASSE L	OCPTR	IT0005279515	4 979 184
DECEMBER	COMPAM FUND FLEXIBLE BOND CLASSE Q	COMFB0	LU1472302576	5 631 606
JANUARY 2020	TORO FUND A	TOROLD	IE00BKTPJF31	6 060 557
FEBRUARY	TORO FUND A	TOROLD	IE00BKTPJF31	7 416 904
MARCH	OPEN CAPITAL TOTAL RETURN CLASSE L	OCPTR	IT0005279515	2 498 697
APRIL	BASE INV FLEX LOW RISK EXPOS CLASS EUR L	FLEXLO	LU1242466875	1 005 750



MAIN INDICATORS - DEVELOPED MARKETS

Name	Trading Code	ISIN	31/03/2020	Reference Price 30/04/2020	Var %	APRIL 2020 trades	APRIL 2020 Turnover €	JAN - APR 2020 trades	JAN - APR 2020 Turnover €
1 8A+ EIGER - CLASSE Q	8AECQ	IT0005114530	82.531	88.818	7.6%	-	-	10	833 366
2 8A+ GRAN PARADISO - CLASSE Q	8AGCQ	IT0005137770	83.661	86.02	2.8%	-	-	-	-
3 ACOMEA AMERICA CLASSE Q2	ACAAME	IT0005091142	16.765	19.018	13.4%	-	-	30	23 146
4 ACOMEA ASIA PACIFICO CLASSE Q2	ACAAPA	IT0005091183	5.215	5.622	7.8%	1	55	55	45 115
5 ACOMEA EUROPA CLASSE Q2	ACAUEP	IT0005091167	11.824	12.983	9.8%	2	254	43	13 487
6 ACOMEA GLOBALE CLASSE Q2	ACAGLO	IT0005091100	11.065	12.336	11.5%	2	29 318	49	255 753
7 ACOMEA ITALIA CLASSE Q2	ACAITA	IT0005091233	17.15	18.386	7.2%	1	195	106	7 617
8 ALBEMARLE TARGET EUROPE - CLASS X	ATLTEU	IE00BYZZQ212	-	-	-	-	-	-	-
9 ALBEMARLE TARGET ITALY - CLASS X	ATLTI	IE00BZZPY67	-	-	-	-	-	-	-
10 ALBEMARLE TARGET ITALY HEDGED - CLASS X	ATLTIH	IE00BDHF6114	-	-	-	-	-	-	-
11 ALESSIA - VOLCOR BETA ZERO CLASS Q	AVBZ01	LU1238726811	107	109.98	2.8%	1	4 747	12	214 175
12 APSLEY FUND ICAV - OPTIMA STAR FUND	OPTMSF	IE00BDZ9X585	98.799	101.43	2.7%	-	-	1	99
13 ATOMO MADE IN ITALY FUND - CLASSE L	ATMMIF	LU1391064828	103.78	116.33	12.1%	1	110 280	2	213 190
14 COMPAM ACTIVE EQUITY SELECTION CLASSE Q	COMAES	LU1275426606	91.43	98.222	7.4%	-	-	-	-
15 COMPAM ACTIVE GLOBAL LONG SHORT	COMAEE	LU1275425897	81.478	86.092	5.7%	-	-	-	-
16 COMPAM FUND - SB EQUITY CLASSE Q	COMSBE	LU1275426275	111.835	123.858	10.8%	-	-	4	13 963
17 COMPAM FUND ACTIVE GLOBAL EQUITY	COMGEQ	LU1783934646	-	-	-	-	-	-	-
18 DIAMAN SICAV MATHEMATICS EUR CLASS P	DIAMAM	LU0277563010	733.63	-	n.a.	1	2 835	3	5 039
19 FINLABO DYNAMIC EQUITY - CLASSE L	FINLDE	LU1397788552	86.31	87.98	1.9%	-	-	4	433 391
20 NEW MILLENNIUM EURO EQUITIES CLASSE L	NMEE	LU1148873406	50.65	54.16	6.9%	-	-	1	9 539
21 NEW MILLENNIUM GLOBAL EQUITIES EUR HED L	NMGE	LU1148873588	86.33	94.85	9.9%	-	-	-	-
22 PHARUS GLOBAL VALUE EQUITY CLASS Q	PSGVQ	LU1371515534	109.8	119.06	8.4%	1	154 284	2	384 591
23 PHARUS GLOBAL VALUE EQUITY CLASS QH	PSGVQH	LU1371515880	105.72	113.53	7.4%	-	-	9	247 279
24 PHARUS GLOBAL VALUE EQUITY CLASS QHD	PSGQHD	LU1574104151	89.35	95.91	7.3%	1	46 610	3	340 070
25 PHARUS INTERNATION EQUITY QUANT CLASS Q	PHSIEQ	LU1136402192	88.61	95.86	8.2%	1	5 216	2	124 345
26 PHARUS SICAV ELECTRIC MOBILITY NICHES	PHSEM	LU1867072495	77.28	85.94	11.2%	1	5 011	8	285 774
27 PHARUS SICAV EUROPE TOTAL RETURN CLASS Q	PSEAFQ	LU1437803767	85.84	91.61	6.7%	-	-	5	157 356
28 PHARUS SICAV NEXT REVOLUTION CLASS Q	PHSVQ	LU1136401970	94.45	105.2	11.4%	2	208	4	41 165
29 QUAESTIO - PIR SMALL CAP	QPIRSC	IT0005345373	-	-	-	-	-	-	-
30 VG SICAV EUROPEAN EQUITY FUND CLASSE L	VGEUEQ	LU1501201872	-	-	-	-	-	-	-
31 VG SICAV US EQUITY FUND CLASSE L	VGUSEQ	LU1501194218	-	-	-	-	-	-	-
32 VG SICAV WORLD EQUITY FUND CLASSE L	VGWEOQ	LU1501196932	-	-	-	-	-	-	-
33 WOODPECKER - BALANCED BRAVE CLASSE T	WPCBRA	LU1271869445	-	-	-	-	-	9	1 815 227
34 WOODPECKER - PURE EQUITY CLASSE T	WPCPEQ	LU1271869791	-	-	-	-	-	1	3 032

MAIN INDICATORS - CORPORATE AND GOV. BOND

Name	Trading Code	ISIN	31/03/2020	Reference Price 30/04/2020	Var %	APRIL 2020		JAN - APR 2020	
						Trades	Turnover €	Trades	Turnover €
1 ACOMEA BREVE TERMINE CLASSE Q2	ACABRT	IT0005090870	15.467	15.691	1.4%	4	71 870	76	642 918
2 ACOMEA EUROBLIGAZIONARIO CLASSE Q2	ACAEUO	IT0005090896	17.913	18.442	3.0%	4	85 083	77	501 199
3 ACOMEA LIQUIDITA' CLASSE Q2	ACALIQ	IT0005090854	8.742	8.835	1.1%	5	279 508	19	1 429 226
4 ACOMEA PERFORMANCE CLASSE Q2	ACAPER	IT0005090912	21.625	22.254	2.9%	4	430 586	17	535 177
5 AISM LOW VOLATILITY FUND - E PLUS	AISMLV	LU1280406684	83.09	84.73	2.0%	1	25 320	5	128 611
6 BASE INV BONDS VALUE CLASS EUR L	BONVAL	LU1242466289	102.71	102.35	-0.4%	-	-	17	25 874
7 COMPAM FUND - SB BOND CLASSE Q	COMSBB	LU1275426432	100.092	101.48	1.4%	-	-	3	212 186
8 COMPAM FUND FLEXIBLE BOND CLASSE Q	COMFBO	LU1472302576	95.979	97.498	1.6%	2	33 878	7	431 612
9 DIAMAN SICAV DYNAMIC INCOME CLASS P	DIADDB	LU027762558	-	-	-	-	-	-	-
10 DIAMAN SICAV TARGET STRATEGY CLASS P	DIAMTS	LU1172430875	-	-	-	-	-	-	-
11 INVESTIMENTI SOSTENIBILI LIFEGATE	LGINVS	IT0005215709	97.323	100.378	3.1%	1	993	1	993
12 NEW MILLEN EVERG GL HI YLD BOND CLASSE L	NMEGH	LU1363165918	79.31	77.87	-1.8%	-	-	-	-
13 NEW MILLENNIUM AUGUST HIGH QUALIT BOND L	NMHQB	LU1148873745	146.83	148.86	1.4%	-	-	-	-
14 NEW MILLENNIUM AUGUSTUM CORPORATE BOND L	NMBC	LU1148874396	201.9	213.16	5.6%	-	-	2	152 027
15 NEW MILLENNIUM EURO BONDS SHORT TERM L	NMEBST	LU1148873661	135.02	135.68	0.5%	-	-	1	38 441
16 NEW MILLENNIUM EX EUR HIGH QUALIT BOND L	NMEXHQ	LU1148873828	103.91	108.3	4.2%	-	-	1	28 278
17 NEW MILLENNIUM INFLAT LINK BOND EUROP L	NMILB	LU1148874040	104.13	104.76	0.6%	-	-	3	8 476
18 NEW MILLENNIUM ITALIAN DIVERSIF BOND L	NMIBL	LU1148874479	119.99	125.92	4.9%	-	-	3	13 241
19 NEW MILLENNIUM LARGE EUROPE CORPORATE L	NMLEC	LU1148874123	138.21	141.31	2.2%	-	-	1	21 978
20 PHARUS BOND OPPORTUNITIES CLASS Q	PHSBQO	LU1136401111	90.52	92.63	2.3%	-	-	5	202 956
21 PHARUS LIQUIDITY CLASS Q	PHSLO	LU1136401384	97.98	99.06	1.1%	1	148 136	9	2 405 619
22 PHARUS MARZOTTO ACTIVE BOND Q	PHSMAB	LU1371515021	-	-	-	-	-	1	2 049
23 PHARUS TARGET CLASS Q	PHSTQ	LU1136402432	64.26	67.02	4.3%	-	-	5	171 105
24 PLURIMA GLOBAL STAR RETURN FUND A LISTED	POCSRF	IE00B222R401	-	-	-	-	-	-	-
25 VG SICAV GLOBAL BOND CLASSE L	VGGLBD	LU1501204389	-	-	-	-	-	-	-

MAIN INDICATORS - EMERGING, STYLE AND OTHERS

Name	Trading Code	ISIN	31/03/2020	Reference Price 30/04/2020	Var %	APRIL 2020		JAN - APR 2020	
						Trades	Turnover €	Trades	Turnover €
1 8A+ LATEMAR - CLASSE Q	8ALCQ	IT0005114522	93.591	96.879	3.5%	-	-	-	-
2 ACOMEA FONDO ETF ATTIVO CLASSE Q2	ACAEAT	IT0005090938	-	-	-	-	-	12	833 855
3 ACOMEA PAESI EMERGENTI CLASSE Q2	ACAPEM	IT0005091126	6.216	6.997	12.6%	1	136	54	98 990
4 ACOMEA PATRIMONIO AGGRESSIVO CLASSE Q2	ACAAGG	IT0005091084	3.52	3.815	8.4%	5	549 943	67	1 589 421
5 ACOMEA PATRIMONIO DINAMICO CLASSE Q2	ACADIN	IT0005091068	4.975	5.282	6.2%	4	52 132	52	59 982
6 ACOMEA PATRIMONIO ESENTE CLASSE Q2	ACAESE	IT0005252801	4.402	4.652	5.7%	-	-	1	2 245
7 ACOMEA PATRIMONIO PRUDENTE CLASSE Q2	ACAPRU	IT0005091019	5.946	6.192	4.1%	1	331	58	15 438
8 ALESSIA - ABSOLUTE RETURN MACRO CLASS Q	AARM01	LU1238726654	100.33	100.36	0.0%	-	-	1	148 277
9 AMAGIS DYNAMIC ALLOC TOT RET FUND L1 EUR	ADA113	MT7000015665	-	91.43	n.a.	-	-	7	108 681
10 AQA COLOMBO EXTRA RETURN FUND CLASS D	CXR	MT7000024006	-	74.113	n.a.	5	81 069	11	659 871
11 ATOMO CARPINUS - CLASSE L	ATMCAR	LU1391065718	-	-	-	-	-	-	-
12 ATOMO GLOBAL RETURN - CLASSE L	ATMGLR	LU1391065395	77.64	80.18	3.3%	2	347 490	18	583 069
13 ATOMO MULTI STRATEGY - CLASSE L	ATMIST	LU1391065378	116.96	116.25	0.3%	1	58 924	2	124 992
14 ATOMO PLAB FLEX ABSOLUTE FUND - CLASSE L	ATMPLF	LU1391065551	94.17	96.98	3.0%	-	-	-	-
15 BASE INV BONDS MULTICURRENCY CLASS EUR L	BONMUL	LU1242466446	91.67	92.94	1.4%	-	-	-	-
16 BASE INV FLEX LOW RISK EXPOS CLASS EUR L	FLEXLO	LU1242466875	92.52	93.24	0.8%	2	1 005 750	7	1 006 262
17 COMPAM ACTIVE MARKET NEUTRAL CLASSE Q	COMAMN	LU1275426788	84.425	-	n.a.	-	-	5	405 141
18 COMPAM FUND - SB FLEXIBLE CLASSE Q	COMSBF	LU1275426358	91.066	94.792	4.1%	-	-	-	-
19 COMPAM FUND DOUBLE BOND PLUS	COMABP	LU2039855171	-	-	-	-	-	-	-
20 COMPAM FUND DOUBLE ACTION FOCUS	COMDAF	LU1920289813	-	-	-	-	-	11	28 708
21 COMPAM FUND GLOBAL FLEXIBLE BLEND	COMGFB	LU1769738383	88.263	89.847	1.8%	-	-	3	171 011
22 COMPAM FUND SB CONVEX CLASSE Q	COMSBC	LU1468873846	104.636	136.872	30.6%	1	5 089	6	59 458
23 COMPAM GLOBAL DIVERSIFIED CLASSE Q	COMGDO	LU1275426515	80.547	84.507	4.9%	-	-	-	-
24 EUREGIO+ GENERATION DYNAMIC PIR	PPGDYP	IT0005347585	-	-	-	-	-	-	-
25 FCS FLEX ABLE GROWTH PLUS FUND CLASS B	FLEXAP	LU1720052098	-	-	-	-	-	-	-
26 HPS BASIC FUND CLASSE Q EUR	HPSBAS	LU1176781729	10.43	11.41	9.4%	-	-	5	10 617
27 INTERMONTE FLEXIBLE EUROPE	INTFE	LU1688213104	9.14	9.31	1.9%	-	-	2	163 357
28 LUXBRIDGE SICAV - JCI FX MACRO	JCFXMA	LU1882532614	87.94	87.49	-0.5%	-	-	1	43 659
29 METHOD ATTRAC GLOB OPPORTUN LIST ACC EUR	MAGO	LU1322032373	-	-	-	-	-	-	-
30 MULTI STAR SICAV - HEARTH ETHICAL FUND	MSHEEQ	LU1838949607	87.37	92.91	6.3%	-	-	1	9 966
31 MULTISTARS SICAV-ALFASUSTAINABLEMEGATREN	MSOCCO	LU1838949516	88.1	92.94	5.5%	1	10 241	2	20 184
32 NEW MILLEN MULTI ASSET OPPORTUN CLASSE L	NMMAO	LU1363165751	92.81	96	3.4%	5	208 205	58	7 207 953
33 NEW MILLENNIUM AUGUSTUM MARKET TIMING L	NMMT	LU1148874636	101.85	106.19	4.3%	-	-	-	-
34 NEW MILLENNIUM BALANC WORLD CONSERVAT L	NMBWC	LU1148874552	146.77	151.66	3.3%	1	2 947	6	467 362
35 NEW MILLENNIUM PIR BILANCIATO SIST ITA L	NMPBSI	LU1602468800	88.33	91.96	4.1%	-	-	1	14 511
36 NEW MILLENNIUM VOLACTIVE CLASSE L	NMVOL	LU1148874900	105.52	105.26	-0.2%	-	-	1	2 686
37 OPEN CAPITAL PROFESSIONAL ITALY	OCPPI	IT0005279754	77.876	82.551	6.0%	4	616 790	30	2 977 172
38 OPEN CAPITAL TOTAL RETURN CLASSE L	OCPTR	IT0005279515	96.579	100.514	4.0%	9	843 584	122	11 768 796
39 PHARUS ABSOLUTE RETURN CLASS Q	PHSARQ	LU1136401467	99.45	103.07	3.6%	1	1 115	6	354 458
40 PHARUS ALGO FLEX CLASS Q	PHSAFO	LU1136402788	79.54	83.88	5.5%	4	120 406	42	1 173 103
41 PHARUS ASIAN NICHES	PHSAN	LU1867027235	76.71	84.05	9.8%	-	-	12	608 505
42 PHARUS GLOB DYNAM OPPORTUNITIES CLASS Q	PHSGOQ	LU1136402945	-	-	-	-	-	1	74 920
43 PHARUS MARZOTTO ACTIVE DIVERSIFIED Q	PHSMAD	LU1371515294	-	-	-	-	-	1	1 873
44 PHARUS SICAV - BEST REGULATED COMPANIES	PHSTED	LU1868872802	94.66	96.45	1.9%	2	103 963	7	966 319
45 PHARUS SOUTHERN EUROPE CLASS Q	PHSSE	LU1578646025	-	-	-	-	-	-	-
46 PHARUS TREND PLAYER CLASS Q	PHSTPO	LU1253867847	121.91	132.77	8.9%	-	-	-	-
47 PLURIMA STRATEGY PORTFOLIO A LISTED	PPSPOF	IE00BVPXK898	10	10.121	1.2%	1	25 000	1	25 000
48 SELECTRA J. LAMARCK BIOTECH CLASS D	SELJLB	LU1246176264	115.87	132.44	14.3%	4	61 103	11	125 536
49 SELECTRA J. LAMARCK PHARMA CLASS D	SELJLP	LU1246176850	85.05	94.33	10.9%	1	5 231	1	5 231
50 SUMUS STRATEGIC FUND CLASSE Q EUR	HPSDYN	LU1176783774	9.83	10.17	3.5%	1	85 998	6	191 008
51 TIMEO BEST GLOBAL MANAGERS FLEX EQUITY	TNSBEQ	LU1850436491	89.25	93.63	4.9%	-	-	1	494 142
52 TORO FUND A	TOROLD	IE00BKTPJF31	72.174	65.931	-8.6%	1	104 377	89	14 103 319
53 UCAPITAL MULTI ALPHA PLUS FUND A LISTED	PMALPF	IE00B9H9S999	8.208	8.208	0.0%	-	-	-	-
54 VARENNE VALEUR QUOTA IT	VVAITA	FR0013216991	100.87	104.29	3.4%	-	-	-	-
55 WOODPECKER - FLEXIBLE ROCK CLASSE T	WPCROC	LU1271869874	-	-	-	-	-	9	2 434 833

Markets Analysis

Piazza degli Affari, 6 - 20123 Milano
T +39 02 724261 | Fax +39 02 8646.4323
e-mail: markets_analysis@borsaitaliana.it
www.borsaitaliana.it



This document contains text, data, graphics, photographs, illustrations, artwork, names, logos, trade marks, service marks and information ("Information") connected with Borsa Italiana S.p.A. ("Borsa Italiana"). All reasonable efforts have been made to ensure that the Information in this document was correct at the time of publication. However, Borsa Italiana Spa accepts no liability for decisions taken, or systems-related or other work carried out by any party based on this document. The publication of this document does not represent solicitation, by Borsa Italiana, of public saving and is not to be considered as a recommendation by Borsa Italiana as to the suitability of the investment, if any, herein described.

© April 2020 Borsa Italiana S.p.A. All rights reserved.