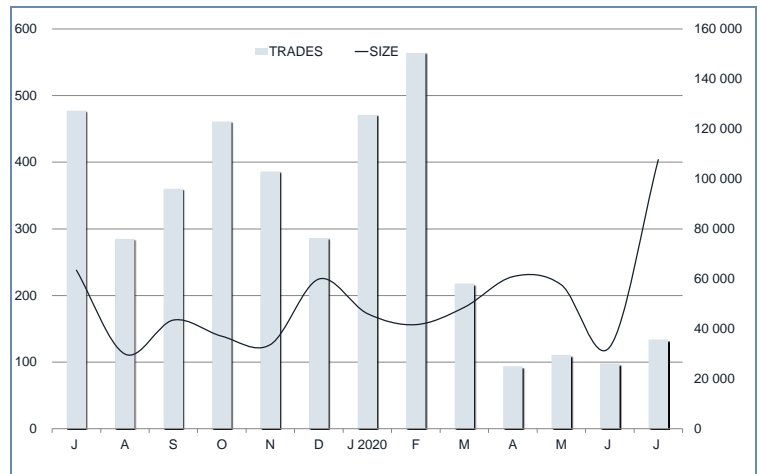
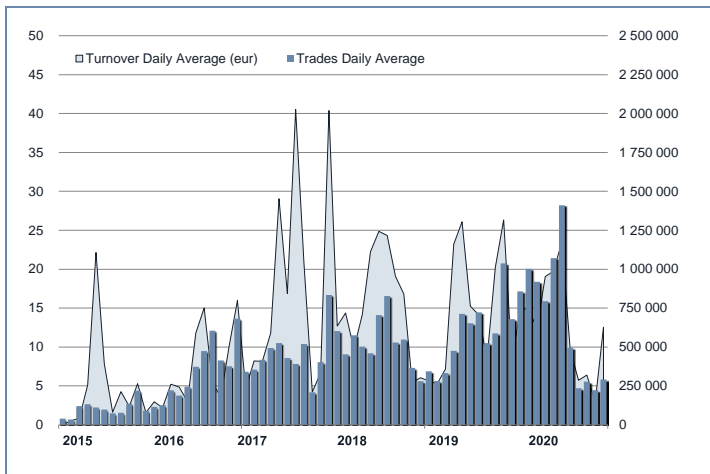


ATFund Statistics
July 2020
TRADING EVOLUTION

MAIN INDICATORS
LISTED FUNDS

LISTED END OF MONTH	AUM in MT	
	eur m 30/06/2020	eur m 31/07/2020
CORPORATE AND GOV. BOND	23	54.80
DEVELOPED MARKETS	27	36.45
EMERGING	1	0.21
STYLE		
OTHERS	47	304.44
TOTAL	98	395.90

TRADING

	JUNE 2020	JULY 2020	JAN - JUL 2020
	Turnover eur m	Turnover eur m	Turnover eur m
CORPORATE AND GOV. BOND	0.1	2.0	12.09
DEVELOPED MARKETS	0.1	0.1	5.87
EMERGING	0.0	0.0	0.18
STYLE			0.4
OTHERS	2.9	12.3	67.06
TOTAL	3.21	14.43	85.59

MOST TRADED IN THE MONTH BY TURNOVER

Name	Trading Code	ISIN	TURNOVER	
			eur m	% TOT
1 TORO FUND A	TOROLD	IE00BKTPJF31	7.58	52.6%
2 OPEN CAPITAL TOTAL RETURN CLASSE L	OCPTR	IT0005279515	2.20	15.2%
3 NEW MILLEN MULTI ASSET OPPORTUN CLASSE L	NMMAO	LU1363165751	1.01	7.0%
4 ACOMEA BREVE TERMINE CLASSE Q2	ACABRT	IT0005090870	0.77	5.3%
5 ACOMEA PERFORMANCE CLASSE Q2	ACAPER	IT0005090912	0.56	3.9%
6 ACOMEA LIQUIDITA' CLASSE Q2	ACALIQ	IT0005090854	0.48	3.3%
7 PHARUS ALGO FLEX CLASS Q	PHSAFQ	LU1136402788	0.25	1.8%
8 ATOMO CARPINUS - CLASSE L	ATMCAR	LU1391065718	0.24	1.6%
9 ACOMEA PATRIMONIO AGGRESSIVO CLASSE Q2	ACAAGG	IT0005091084	0.22	1.5%
10 ALESSIA - ABSOLUTE RETURN MACRO CLASS Q	AARM01	LU1238726654	0.21	1.4%

MOST TRADED IN THE YEAR BY TURNOVER

Name	Trading Code	ISIN	TURNOVER	
			eur m	% TOT
1 TORO FUND A	TOROLD	IE00BKTPJF31	21.69	25.3%
2 OPEN CAPITAL TOTAL RETURN CLASSE L	OCPTR	IT0005279515	16.83	19.7%
3 NEW MILLEN MULTI ASSET OPPORTUN CLASSE L	NMMAO	LU1363165751	9.17	10.7%
4 PHARUS LIQUIDITY CLASS Q	PHSLQ	LU1136401384	4.14	4.8%
5 OPEN CAPITAL PROFESSIONAL ITALY	OCPPPI	IT0005279754	3.16	3.7%
6 WOODPECKER - FLEXIBLE ROCK CLASSE T	WPCROC	LU1271869674	2.43	2.8%
7 ACOMEA LIQUIDITA' CLASSE Q2	ACALIQ	IT0005090854	2.24	2.6%
8 ACOMEA PATRIMONIO AGGRESSIVO CLASSE Q2	ACAAGG	IT0005091084	1.97	2.3%
9 WOODPECKER - BALANCED BRAVE CLASSE T	WPCBRA	LU1271869445	1.82	2.1%
10 PHARUS ALGO FLEX CLASS Q	PHSAFQ	LU1136402788	1.75	2.0%

What is ATFund (@Fund)

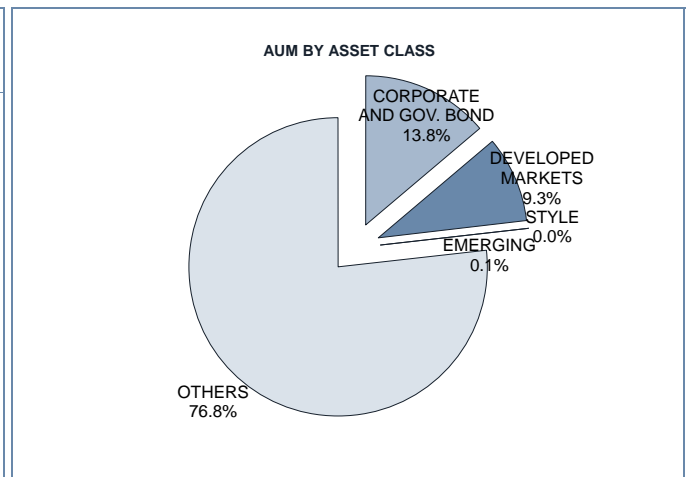
ATFund is a multilateral trading facilities (MTF) for open-end funds.
 Clients can enter buy and sell orders between 8:00 a.m. and 10:55 a.m. Orders must indicate the quantity only.
 Between 10:55 and 11 a.m. only the Appointed Intermediary can insert orders to execute the imbalance between buy and sell quantities. Trades are concluded within one minute after 11 am.
 Contracts concluded at T are valued the following day (T+1) with the NAV (in Euro) as of day T provided by the issuers of listed funds by the cut-off time (5:00 pm).
 Trades, valued at NAV, are settled in Monte Titoli the third day following the conclusion of contracts (T+3).

News:
 ATFund AUM reached €391.52m (+0.26% vs July 2019).

TURNOVER		JUNE 2020		JULY 2020		YEAR 2020			
		Trades	Turnover eur m	Trades	Turnover eur m	Trades	% TOT	Turnover eur m	% TOT
0	20 000	65	0.34	68	0.35	1 138	67.3%	3	4.0%
20 000	50 000	13	0.43	19	0.60	186	11.0%	6	7.4%
50 000	100 000	10	0.62	13	0.99	131	7.8%	9	11.1%
100 000	500 000	9	1.22	25	6.10	209	12.4%	46	53.4%
500 000		1	0.61	9	6.39	26	1.5%	21	24.1%
TOTAL		98	3.21	134	14.43	1 690		86	

FOCUS

FUNDS WITH HIGHEST TURNOVER				
MONTH	NAME	TRADING CODE	ISIN	EUR
JULY	NEW MILLEN MULTI ASSET OPPORTUN CLASSE L	NMMAO	LU1363165751	6 839 607
AUGUST	NEW MILLEN MULTI ASSET OPPORTUN CLASSE L	NMMAO	LU1363165751	1 825 213
SEPTEMBER	OPEN CAPITAL TOTAL RETURN CLASSE L	OCPTR	IT0005279515	5 679 115
OCTOBER	NEW MILLEN MULTI ASSET OPPORTUN CLASSE L	NMMAO	LU1363165751	4 050 294
NOVEMBER	OPEN CAPITAL TOTAL RETURN CLASSE L	OCPTR	IT0005279515	4 979 184
DECEMBER	COMPAM FUND FLEXIBLE BOND CLASSE Q	COMFB0	LU1472302576	5 631 606
JANUARY 2020	TORO FUND A	TOROLD	IE00BKTPJF31	6 060 557
FEBRUARY	TORO FUND A	TOROLD	IE00BKTPJF31	7 416 904
MARCH	OPEN CAPITAL TOTAL RETURN CLASSE L	OCPTR	IT0005279515	2 498 697
APRIL	BASE INV FLEX LOW RISK EXPOS CLASS EUR L	FLEXLO	LU1242466875	1 005 750
MAGGIO	PHARUS LIQUIDITY CLASS Q	PHSLQ	LU1136401384	1 738 872
JUNE	OPEN CAPITAL TOTAL RETURN CLASSE L	OCPTR	IT0005279515	1 818 715
JULY	TORO FUND A	TOROLD	IE00BKTPJF31	7 584 224



MAIN INDICATORS - DEVELOPED MARKETS

Name	Trading Code	ISIN	Reference Price			JULY 2020		JAN - JUL 2020	
			30/06/2020	31/07/2020	Var %	trades	Turnover €	trades	Turnover €
1 8A+ EIGER - CLASSE Q	8AECQ	IT0005114530	95.941	94.921	-1.1%	1	1 010	13	835 363
2 8A+ GRAN PARADISO - CLASSE Q	8AGCQ	IT0005137770	83.106	83.136	0.0%	-	-	-	-
3 ACOMEA AMERICA CLASSE Q2	ACAAME	IT0005091142	20.031	20.572	2.7%	-	-	30	23 146
4 ACOMEA ASIA PACIFICO CLASSE Q2	ACAAPA	IT0005091183	5.809	5.578	-4.0%	2	5 362	59	51 221
5 ACOMEA EUROPA CLASSE Q2	ACAEUP	IT0005091167	13.924	13.653	-1.9%	-	-	49	15 158
6 ACOMEA GLOBALE CLASSE Q2	ACAGLO	IT0005091100	13.146	12.992	-1.2%	1	401	55	288 136
7 ACOMEA ITALIA CLASSE Q2	ACAITA	IT0005091233	19.905	19.583	-1.6%	3	12 928	113	21 970
8 ALBEMARLE TARGET EUROPE - CLASS X	ATLTEU	IE00BYZZQ212	-	-	-	-	-	-	-
9 ALBEMARLE TARGET ITALY - CLASS X	ATLTIT	IE00BYZZPY67	-	-	-	-	-	-	-
10 ALBEMARLE TARGET ITALY HEDGED - CLASS X	ATLTHI	IE00BDHF6114	-	-	-	-	-	-	-
11 ALESSIA - VOLCOR BETA ZERO CLASS Q	AVBZ01	LU1238726811	110.42	112.37	1.8%	-	-	12	214 175
12 APSLEY FUND ICAV - OPTIMA STAR FUND	OPTMSF	IE00BDZ9X585	103.143	104.222	1.0%	-	-	1	99
13 ATOMO MADE IN ITALY FUND - CLASSE L	ATMMIF	LU1391064828	121.66	120.31	-1.1%	-	-	2	213 190
14 COMPAM ACTIVE EQUITY SELECTION CLASSE Q	COMAES	LU1275426606	109.403	109.091	-0.3%	3	562	4	671
15 COMPAM ACTIVE GLOBAL LONG SHORT	COMAEE	LU1275425897	89.25	88.103	-1.3%	-	-	-	-
16 COMPAM FUND - SB EQUITY CLASSE Q	COMSBE	LU1275426275	127.717	129.088	1.1%	-	-	5	28 945
17 COMPAM FUND ACTIVE GLOBAL EQUITY	COMGEQ	LU1783934646	-	-	-	-	-	-	-
18 DIAMAN SICAV MATHEMATICS EUR CLASS P	DIAMAM	LU0277563010	-	-	-	-	-	3	5 039
19 FINLABO DYNAMIC EQUITY - CLASSE L	FINLDE	LU1397788552	85.93	86.57	0.7%	-	-	4	433 391
20 NEW MILLENNIUM EURO EQUITIES CLASSE L	NMEE	LU1148873406	59.44	58.86	-1.0%	-	-	1	9 539
21 NEW MILLENNIUM GLOBAL EQUITIES EUR HED L	NMGE	LU1148873588	100.71	104.11	3.4%	-	-	-	-
22 PHARUS GLOBAL VALUE EQUITY CLASS Q	PSGVQ	LU1371515534	123.63	125.17	1.2%	-	-	3	470 103
23 PHARUS GLOBAL VALUE EQUITY CLASS QH	PSGVQH	LU1371515880	120.73	124.75	3.3%	2	56 709	12	322 255
24 PHARUS GLOBAL VALUE EQUITY CLASS QHD	PSGQHD	LU1574104151	102.06	105.45	3.3%	-	-	3	340 070
25 PHARUS INTERNATIONAL EQUITY QUANT CLASS Q	PHSIEQ	LU1136402192	98.53	98.22	-0.3%	-	-	4	139 397
26 PHARUS SICAV ELECTRIC MOBILITY NICHES	PHSEMNI	LU1867072495	99.7	96.65	-3.1%	1	5 620	11	302 755
27 PHARUS SICAV EUROPE TOTAL RETURN CLASS Q	PSEAFQ	LU1437803767	104.93	103.75	-1.1%	2	29 740	10	278 296
28 PHARUS SICAV NEXT REVOLUTION CLASS Q	PHSVQ	LU1136401970	115.79	122.07	5.4%	5	1 438	19	54 271
29 QUAESTIO - PIR SMALL CAP	QPIRSC	IT0005345373	-	-	-	-	-	-	-
30 VG SICAV EUROPEAN EQUITY FUND CLASSE L	VGUEEQ	LU1501201872	-	-	-	-	-	-	-
31 VG SICAV US EQUITY FUND CLASSE L	VGUSEQ	LU1501194218	-	-	-	-	-	-	-
32 VG SICAV WORLD EQUITY FUND CLASSE L	VGWOEQ	LU1501196932	-	-	-	-	-	-	-
33 WOODPECKER - BALANCED BRAVE CLASSE T	WPCBRA	LU1271869445	-	-	-	-	-	9	1 815 227
34 WOODPECKER - PURE EQUITY CLASSE T	WPCPEQ	LU1271869791	-	-	-	-	-	1	3 032

MAIN INDICATORS - CORPORATE AND GOV. BOND

Name	Trading Code	ISIN	30/06/2020	Reference Price 31/07/2020	Var %	Trades	JULY 2020 Turnover €	Trades	JAN - JUL 2020 Turnover €
1 ACOMEA BREVE TERMINE CLASSE Q2	ACABRT	IT0005090870	16.643	16.749	0.6%	6	769 911	90	1 686 938
2 ACOMEA EUROBLAZIONARIO CLASSE Q2	ACAEUO	IT0005090896	20.291	20.58	1.4%	2	5 974	82	528 523
3 ACOMEA LIQUIDITA' CLASSE Q2	ACALIQ	IT0005090854	9.046	9.107	0.7%	3	476 250	24	2 243 925
4 ACOMEA PERFORMANCE CLASSE Q2	ACAPER	IT0005090912	24.559	24.478	-0.3%	4	563 511	25	1 564 684
5 AISM LOW VOLATILITY FUND - E PLUS	AISMLV	LU1280406864	84.27	83.97	-0.4%	-	-	5	128 611
6 BASE INV BONDS VALUE CLASS EUR L	BONVAL	LU1242466289	112.88	115.51	2.3%	2	345	26	27 455
7 COMPAM FUND - SB BOND CLASSE Q	COMSB	LU1275426432	103.596	102.6	-1.0%	-	-	4	252 575
8 COMPAM FUND FLEXIBLE BOND CLASSE Q	COMFBO	LU1472302576	99.978	100.237	0.3%	3	175 835	13	817 896
9 DIAMAN SICAV DYNAMIC INCOME CLASS P	DIAMDS	LU0277562558	-	-	-	-	-	-	-
10 DIAMAN SICAV TARGET STRATEGY CLASS P	DIAMTS	LU1172436875	-	-	-	-	-	-	-
11 INVESTMENTI SOSTENIBILI REGATE	LGINVI	IT0005215709	-	-	-	-	-	2	11 022
12 NEW MILLEN EVERG GL HI VLD BOND CLASSE L	NMEGH	LU1363165918	101.786	102.647	0.8%	-	-	-	-
13 NEW MILLENNIUM AUGUST HIGH QUALIT BOND L	NMHOB	LU1148873745	82.23	82.45	0.3%	-	-	-	-
14 NEW MILLENNIUM AUGUSTUM CORPORATE BOND L	NMCB	LU1148874396	152.13	152.89	0.5%	-	-	-	-
15 NEW MILLENNIUM EURO BONDS SHORT TERM L	NMEBS	LU1148873661	224.43	227.43	1.3%	1	20 541	3	172 567
16 NEW MILLENNIUM EX EUR HIGH QUALIT BOND L	NMEHQ	LU1148873828	136.64	136.97	0.2%	-	-	1	38 441
17 NEW MILLENNIUM INFLAT LINK BOND EUROP L	NMILB	LU1148874040	108.68	105.16	-3.2%	-	-	1	28 278
18 NEW MILLENNIUM ITALIAN DIVERSIF BOND L	NMIDB	LU1148874479	108.59	107.98	-0.6%	-	-	3	9 476
19 NEW MILLENNIUM LARGE EUROPE CORPORATE L	NMLEC	LU1148874123	132	133.98	1.5%	2	11 804	5	25 045
20 PHARUS BOND OPPORTUNITIES CLASS Q	PHSBOO	LU1136401111	142.97	144.74	1.0%	-	-	1	21 978
21 PHARUS LIQUIDITY CLASS Q	PHSLQ	LU1136401384	96.38	97.11	0.8%	1	1 741	9	209 395
22 PHARUS MARZOTTO ACTIVE BOND Q	PHSMAB	LU1371515021	100.84	101.61	0.8%	-	-	11	4 144 492
23 PHARUS TARGET CLASS Q	PHSTQ	LU1136402432	-	-	-	-	-	1	2 049
24 PLURIMA GLOBAL STAR RETURN FUND A LISTED	POGSRF	IE00BZZR401	71.61	73.02	2.0%	1	2 091	9	179 377
25 VG SICAV GLOBAL BOND CLASSE L	VGLBDO	LU1501204389	-	-	-	-	-	-	-

MAIN INDICATORS - EMERGING, STYLE AND OTHERS

Name	Trading Code	ISIN	30/06/2020	Reference Price 31/07/2020	Var %	Trades	JULY 2020 Turnover €	Trades	JAN - JUL 2020 Turnover €
1 8A+ LATEMAR - CLASSE Q	BALCQ	IT0005114522	100.524	98.978	-1.5%	-	-	-	-
2 ACOMEA FONDO ETF ATTIVO CLASSE Q2	ACAEAT	IT0005090934	-	-	-	-	-	12	838 855
3 ACOMEA PAESI EMERGENTI CLASSE Q2	ACAFEM	IT0005091126	7.575	7.776	2.7%	2	5 407	61	175 055
4 ACOMEA PATRIMONIO AGGRESSIVO CLASSE Q2	ACAAGG	IT0005091084	4.167	4.109	-1.4%	2	219 594	73	1 965 816
5 ACOMEA PATRIMONIO DINAMICO CLASSE Q2	ACADIN	IT0005091068	5.742	5.693	-0.9%	1	176 141	59	637 958
6 ACOMEA PATRIMONIO ESENTE CLASSE Q2	ACAESE	IT0005252801	5.137	5.182	0.9%	3	21 733	6	24 224
7 ACOMEA PATRIMONIO PRUDENTE CLASSE Q2	ACAPRU	IT0005091019	6.846	6.797	-0.7%	1	359	61	42 219
8 ALESSIA - ABSOLUTE RETURN MACRO CLASS Q	AARM01	LU1238726554	103.83	103.93	0.1%	1	208 460	3	563 657
9 AMAGIS DYNAMIC ALLOC TOT RET FUND L1 EUR	ADAT13	MT0000158665	91.36	90.55	-0.9%	-	-	8	122 011
10 AQA COLOMBO EXTRA RETURN FUND CLASS D	CXR	MT000024006	79.4476	75.2016	-5.3%	3	20 841	20	794 613
11 ATOMO CARPINUS - CLASSE L	ATMCAR	LU1391065718	-	-	-	1	236 000	1	236 000
12 ATOMO GLOBAL RETURN - CLASSE L	ATMGLR	LU1391065395	84.75	83.08	-2.0%	1	11 894	21	610 088
13 ATOMO MULTI STRATEGY - CLASSE L	ATMMST	LU1391065478	115.66	111.98	-3.2%	-	-	4	189 187
14 ATOMO PLAB FLEX ABSOLUTE FUND - CLASSE L	ATMPLF	LU1391065551	99.23	99.32	0.1%	-	-	-	-
15 BASE INV BONDS MULTICURRENCY CLASS EUR L	BONMUL	LU1242466446	93.66	93.3	-0.4%	-	-	-	-
16 BASE INV FLEX LOW RISK EXPOS CLASS EUR L	FLEXLO	LU1242466875	100.44	101.69	1.2%	1	922	14	1 007 782
17 COMPAM ACTIVE MARKET NEUTRAL CLASSE Q	COMAMM	LU1275426788	-	-	-	-	-	5	405 141
18 COMPAM FUND - SB FLEXIBLE CLASSE Q	COMSBF	LU1275426358	96.734	97.364	0.7%	-	-	-	-
19 COMPAM FUND ACTIVE BOND PLUS	COMABP	LU2039855171	-	-	-	-	-	-	-
20 COMPAM FUND DOUBLE ACTION FOCUS	COMDAF	LU1920289813	-	-	-	-	-	11	28 708
21 COMPAM FUND GLOBAL FLEXIBLE BLEND	COMGFB	LU1769738383	-	-	-	1	30 060	4	201 071
22 COMPAM FUND SB CONVEX CLASSE Q	COMSBC	LU1468873846	90.769	91.496	0.8%	3	25 857	12	144 136
23 COMPAM GLOBAL DIVERSIFIED CLASSE Q	COMGSD	LU1275426515	88.903	89.464	0.6%	-	-	-	-
24 EUREGIO+ GENERATION DYNAMIC PIR	PPGDYP	IT0005347585	-	-	-	-	-	-	-
25 FCS FLEX ABLE GROWTH PLUS FUND CLASS B	FLEXAP	LU1720052098	66.68	62.27	-6.6%	-	-	-	-
26 HPS BASIC FUND CLASSE Q EUR	HPSBAS	LU1176781729	12.76	12.96	1.6%	-	-	5	10 617
27 INTERMONTE FLEXIBLE EUROPE	INTFE	LU1689213104	9.92	9.93	0.1%	1	95 642	5	353 892
28 LUXBRIDGE SICAV - JCI FX MACRO	JCFXMA	LU1882532614	-	86.74	n.a.	-	-	1	43 659
29 METHOD ATTRAC GLOB OPPORTUN LIST ACC EUR	MAGO	LU1322032373	-	-	-	-	-	-	-
30 MULTI STAR SICAV - HEARTH ETHICAL FUND	MSHEEQ	LU1838949607	97.87	98.85	1.0%	-	-	1	9 966
31 MULTISTARS SICAV-ALFASUSTAINABLEMEGATREN	MSOOCO	LU1838949516	96.49	99.59	3.2%	-	-	2	20 184
32 NEW MILLEN MULTI ASSET OPPORTUN CLASSE L	NMMAO	LU1363165751	98.46	99.04	0.6%	8	1 011 687	78	9 167 447
33 NEW MILLENNIUM AUGUSTUM MARKET TIMING L	NMMT	LU1148874636	110.1	110.42	0.3%	-	-	-	-
34 NEW MILLENNIUM BALANC WORLD CONSERVAT L	NMBWC	LU1148874552	155.62	156.64	0.7%	1	9 402	7	476 764
35 NEW MILLENNIUM PIR BILANCIATO SIST ITA L	NMPSI	LU1602468800	95.15	95.26	0.1%	-	-	1	14 511
36 NEW MILLENNIUM VOLATILE CLASSE L	NMVOL	LU1148874800	105.2	104.27	-0.9%	-	-	1	2 686
37 OPEN CAPITAL PROFESSIONAL ITALY	OCPPI	IT0005279754	89.193	88.074	-1.3%	4	19 706	40	3 159 670
38 OPEN CAPITAL TOTAL RETURN CLASSE L	OCPTR	IT0005279515	104.444	104.835	0.4%	17	2 199 086	172	16 829 945
39 PHARUS ABSOLUTE RETURN CLASS Q	PHSARO	LU1136401467	104.69	106.25	1.5%	1	2 425	12	373 914
40 PHARUS ALGO FLEX CLASS Q	PHSALF	LU1136402789	89.34	90.89	2.9%	6	254 483	60	1 748 021
41 PHARUS ASIAN NICHES	PHASAN	LU1867072735	89.32	86.66	-3.0%	1	4 510	14	614 606
42 PHARUS GLOB DYNAM OPPORTUNITIES CLASS Q	PHSGOO	LU1136402945	-	-	-	-	-	1	74 920
43 PHARUS MARZOTTO ACTIVE DIVERSIFIED Q	PHSMAD	LU1371515294	-	-	-	-	-	1	1 873
44 PHARUS SICAV - BEST REGULATED COMPANIES	PHSTDE	LU1868872802	95.97	99.05	3.2%	2	70 188	13	1 510 088
45 PHARUS SOUTHERN EUROPE CLASS Q	PHSSE	LU1578646025	-	-	-	-	-	-	-
46 PHARUS TREND PLAYER CLASS Q	PHSTPO	LU1253897947	141.72	145.85	2.9%	-	-	-	-
47 PLURIMA STRATEGY PORTFOLIO A LISTED	PPSPFO	IE00BVDXKX38	10.571	10.72	1.4%	1	19 418	2	44 418
48 SELECTRA J. LAMARCK BIOFUELS CLASS D	SELJLB	LU1246176264	139.87	131.18	-6.2%	4	62 143	25	326 000
49 SELECTRA J. LAMARCK PHARMA CLASS D	SELJLP	LU1246176850	94.05	89.51	-4.8%	1	286	5	31 873
50 SUMUS STRATEGIC FUND CLASSE Q EUR	HPSDYN	LU1176783774	10.55	10.7	1.4%	-	-	9	203 219
51 TIMEO BEST GLOBAL MANAGERS FLEX EQUITY	TMSBEG	LU1850436491	95.33	97.41	2.2%	-	-	2	517 054
52 TORO FUND A	TOROLD	IE008KTPJF31	60.731	n.a.	n.a.	22	7 584 224	111	21 687 543
53 UCAPTAL MULTI ALPHA PLUS FUND A LISTED	EMALPF	IE00B9VH6S99	8.208	8.208	0.0%	-	-	-	-
54 VARENNE VALEUR QUOTA IT	VVAITA	FR0013216991	105.79	104.69	-1.0%	-	-	-	-
55 WOODPECKER - FLEXIBLE ROCK CLASSE T	WPCROC	LU1271869874	-	-	-	-	-	9	2 434 833

Markets Analysis

Piazza degli Affari, 6 - 20123 Milano
T +39 02 724261 | Fax +39 02 8646.4323
e-mail: markets_analysis@borsaitaliana.it
www.borsaitaliana.it



This document contains text, data, graphics, photographs, illustrations, artwork, names, logos, trade marks, service marks and information ("Information") connected with Borsa Italiana S.p.A. ("Borsa Italiana"). All reasonable efforts have been made to ensure that the Information in this document was correct at the time of publication. However, Borsa Italiana Spa accepts no liability for decisions taken, or systems-related or other work carried out by any party based on this document. The publication of this document does not represent solicitation, by Borsa Italiana, of public saving and is not to be considered as a recommendation by Borsa Italiana as to the suitability of the investment, if any, herein described.

© July 2020 Borsa Italiana S.p.A. All rights reserved.