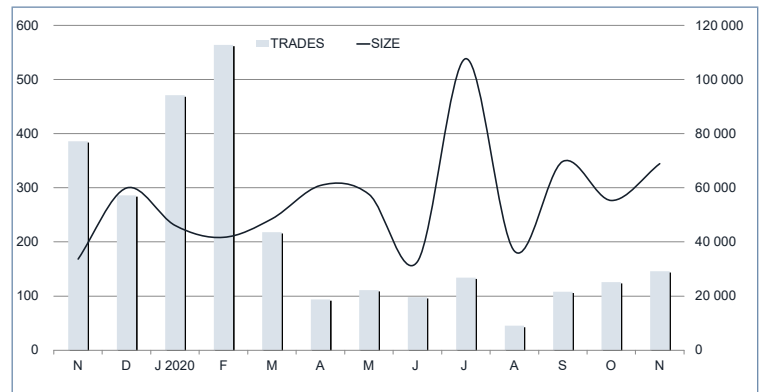
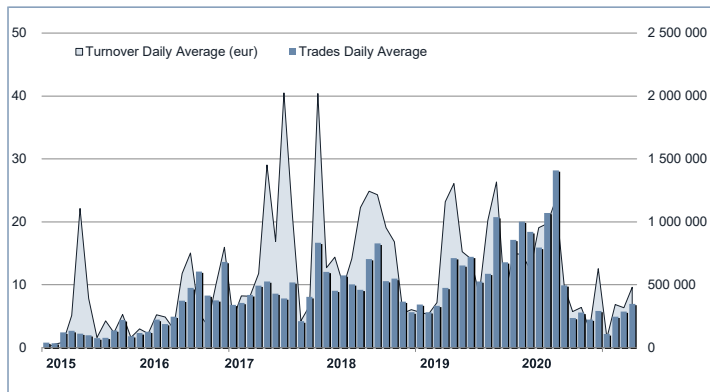


ATFund Statistics
November 2020
TRADING EVOLUTION

MAIN INDICATORS
LISTED FUNDS

	LISTED END OF MONTH	AUM in MT	
		eur m 30/10/2020	eur m 30/11/2020
CORPORATE AND GOV. BOND	23	54.77	55.51
DEVELOPED MARKETS	26	34.21	37.42
EMERGING	1	0.20	0.29
STYLE			
OTHERS	46	298.14	312.87
TOTAL	96	387.32	406.09

TRADING

	OCTOBER 2020	NOVEMBER 2020	JAN - NOV 2020
	Turnover eur m	Turnover eur m	Turnover eur m
CORPORATE AND GOV. BOND	0.44	2.28	16.78
DEVELOPED MARKETS	3.11	1.31	10.71
EMERGING	0.00	0.04	0.23
STYLE			0.4
OTHERS	3.41	6.43	83.69
TOTAL	6.97	10.07	111.81

MOST TRADED IN THE MONTH BY TURNOVER

Name	Trading Code	ISIN	TURNOVER	
			eur m	% TOT
1 OPEN CAPITAL TOTAL RETURN CLASSE L	OCPTR	IT0005279515	1.68	16.7%
2 PHARUS SICAV - BEST REGULATED COMPANIES	PHSTED	LU1868872802	1.24	12.3%
3 NEW MILLEN MULTI ASSET OPPORTUN CLASSE L	NMMAO	LU1363165751	1.17	11.7%
4 ACOMEA BREVE TERMINE CLASSE Q2	ACABRT	IT0005090870	0.74	7.4%
5 OPEN CAPITAL PROFESSIONAL	OCPPPI	IT0005279754	0.66	6.5%
6 COMPAM FUND FLEXIBLE BOND CLASSE Q	COMFBO	LU1472302576	0.60	6.0%
7 PHARUS LIQUIDITY CLASS Q	PHSLQ	LU1136401384	0.52	5.2%
8 PHARUS GLOBAL VALUE EQUITY CLASS QH	PSGVQH	LU1371515880	0.39	3.9%
9 COMPAM FUND GLOBAL FLEXIBLE BLEND	COMGFB	LU1769738383	0.36	3.6%
10 ACOMEA PATRIMONIO AGGRESSIVO CLASSE Q2	ACAAGG	IT0005091084	0.29	2.9%

MOST TRADED IN THE YEAR BY TURNOVER

Name	Trading Code	ISIN	TURNOVER	
			eur m	% TOT
1 TORO FUND A	TOROLD	IE00BKTPJF31	21.76	19.5%
2 OPEN CAPITAL TOTAL RETURN CLASSE L	OCPTR	IT0005279515	20.96	18.8%
3 NEW MILLEN MULTI ASSET OPPORTUN CLASSE L	NMMAO	LU1363165751	13.13	11.7%
4 OPEN CAPITAL PROFESSIONAL	OCPPPI	IT0005279754	6.10	5.5%
5 PHARUS LIQUIDITY CLASS Q	PHSLQ	LU1136401384	5.30	4.7%
6 PHARUS GLOBAL VALUE EQUITY CLASS QH	PSGVQH	LU1371515880	3.58	3.2%
7 PHARUS SICAV - BEST REGULATED COMPANIES	PHSTED	LU1868872802	3.24	2.9%
8 ACOMEA LIQUIDITA' CLASSE Q2	ACALIQ	IT0005090854	3.01	2.7%
9 ACOMEA BREVE TERMINE CLASSE Q2	ACABRT	IT0005090870	2.60	2.3%
10 ACOMEA PATRIMONIO AGGRESSIVO CLASSE Q2	ACAAGG	IT0005091084	2.44	2.2%

What is ATFund (@Fund)

ATFund is a multilateral trading facilities (MTF) for open-end funds.
 Clients can enter buy and sell orders between 8:00 a.m. and 10:55 a.m. Orders must indicate the quantity only.
 Between 10:55 and 11 a.m. only the Appointed Intermediary can insert orders to execute the imbalance between buy and sell quantities. Trades are concluded within one minute after 11 a.m.
 Contracts concluded at T are valued the following day (T+1) with the NAV (in Euro) as of day T provided by the issuers of listed funds by the cut-off time (5:00 pm).
 Trades, valued at NAV, are settled in Monte Titoli the third day following the conclusion of contracts (T+3).

News:

ATFund AUM reached €406.09m

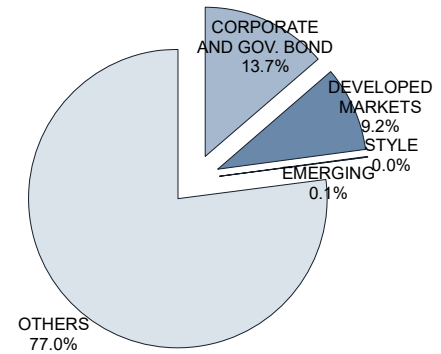
Note: ATFund figures are included in the ETFPlus until September 2018

TURNOVER	OCTOBER 2020		NOVEMBER 2020		YEAR 2020				
	Trades	Turnover eur m	Trades	Turnover eur m	Trades	% TOT	Turnover eur m	% TOT	
0									
20 000	20 000	73	0.37	67	0.33	1 360	64.3%	4.68	4.2%
50 000	50 000	24	0.70	23	0.73	264	12.5%	8.66	7.7%
100 000	100 000	16	1.11	28	1.77	190	9.0%	13.41	12.0%
100 000	500 000	11	2.21	26	5.65	268	12.7%	57.86	51.7%
500 000		2	2.59	2	1.59	33	1.6%	27.21	24.3%
	TOTAL	126	6.97	146	10.07	2 115		111.81	

FOCUS

FUNDS WITH HIGHEST TURNOVER				
MONTH	NAME	TRADING CODE	ISIN	EUR
NOVEMBER	OPEN CAPITAL TOTAL RETURN CLASSE L	OCPTR	IT0005279515	4 979 184
DECEMBER	COMPAM FUND FLEXIBLE BOND CLASSE Q	COMFB0	LU1472302576	5 631 606
JANUARY 2020	TORO FUND A	TOROLD	IE00BKTPJF31	6 060 557
FEBRUARY	TORO FUND A	TOROLD	IE00BKTPJF31	7 416 904
MARCH	OPEN CAPITAL TOTAL RETURN CLASSE L	OCPTR	IT0005279515	2 498 697
APRIL	BASE INV FLEX LOW RISK EXPOS CLASS EUR L	FLEXLO	LU1242466875	1 005 750
MAY	PHARUS LIQUIDITY CLASS Q	PHSLQ	LU1136401384	1 738 872
JUNE	OPEN CAPITAL TOTAL RETURN CLASSE L	OCPTR	IT0005279515	1 818 715
JULY	TORO FUND A	TOROLD	IE00BKTPJF31	7 584 224
AUGUST	PHARUS LIQUIDITY CLASS Q	PHSLQ	LU1136401384	318 798
SEPTEMBER	NEW MILLEN MULTI ASSET OPPORTUN CLASSE L	NMMAO	LU1363165751	1 869 352
OCTOBER	PHARUS GLOBAL VALUE EQUITY CLASS QH	PSGVQH	LU1371515880	2 853 462
NOVEMBER	OPEN CAPITAL TOTAL RETURN CLASSE L	OCPTR	IT0005279515	1 680 064

AUM BY ASSET CLASS



MAIN INDICATORS - DEVELOPED MARKETS

Name	Trading Code	ISIN	30/10/2020	Reference Price 30/11/2020	Var %	NOVEMBER 2020 trades	NOVEMBER 2020 Turnover €	JAN - NOV 2020 trades	JAN - NOV 2020 Turnover €
1 8A+ EIGER - CLASSE Q	8AECQ	IT0005114530	89.426	106.523	19.1%	3	16 129	19	854 481
2 8A+ GRAN PARADISO - CLASSE Q	8AGCQ	IT0005137770	83.683	84.062	0.5%	-	-	-	-
3 ACOMEA AMERICA CLASSE Q2	ACAAME	IT0005091142	20.513	23.588	15.0%	1	22 596	32	47 881
4 ACOMEA ASIA PACIFICO CLASSE Q2	ACAAPA	IT0005091183	5.974	6.554	9.7%	-	-	61	57 909
5 ACOMEA EUROPA CLASSE Q2	ACAEP	IT0005091167	12.775	15.617	22.2%	1	768	51	16 427
6 ACOMEA GLOBALE CLASSE Q2	ACAGLO	IT0005091100	12.886	14.937	15.9%	1	634	58	290 174
7 ACOMEA ITALIA CLASSE Q2	ACAITA	IT0005091233	18.239	22.572	23.8%	2	894	118	60 704
8 ALBEMARLE TARGET EUROPE - CLASS X	ATLTEU	IE00BYZZQ212	-	-	-	-	-	-	-
9 ALBEMARLE TARGET ITALY - CLASS X	ATLTIT	IE00BYZZPY67	-	-	-	-	-	-	-
10 ALBEMARLE TARGET ITALY HEDGED - CLASS X	ATLTIH	IE00BDHF6114	-	-	-	-	-	-	-
11 ALESSIA - VOLCOR BETA ZERO CLASS Q	AVBZ01	LU1238726811	111.75	107.56	-3.7%	3	231 221	19	653 942
12 APSLEY FUND ICAV - OPTIMA STAR FUND	OPTMSF	IE00BD29X585	104.018	104.573	0.5%	-	-	1	99
13 ATOMO MADE IN ITALY FUND - CLASSE L	ATMMIF	LU1391064828	108.35	120.13	10.9%	-	-	2	213 190
14 COMPAM ACTIVE EQUITY SELECTION CLASSE Q	COMAES	LU1275426606	101.124	122.64	21.3%	-	-	4	671
15 COMPAM ACTIVE GLOBAL LONG SHORT	COMAEE	LU1275425897	85.611	94.061	9.9%	-	-	-	-
16 COMPAM FUND - SB EQUITY CLASSE Q	COMSBE	LU1275426275	129.884	135.041	4.0%	2	56 379	13	115 821
17 COMPAM FUND ACTIVE GLOBAL EQUITY	COMGEQ	LU1783934646	-	-	-	-	-	-	-
18 DIAMAN SICAV MATHEMATICS EUR CLASS P	DIAMAM	LU0277563010	-	-	-	-	-	3	5 039
19 FINLABO DYNAMIC EQUITY - CLASSE L	FINLDE	LU1397788552	84.71	86.62	2.3%	-	-	4	433 391
20 NEW MILLENNIUM EURO EQUITIES CLASSE L	NMEE	LU1148873406	56.64	65.13	15.0%	-	-	1	9 539
21 NEW MILLENNIUM GLOBAL EQUITIES EUR HED L	NMGE	LU1148873588	105.42	114.32	8.4%	-	-	-	-
22 PHARUS GLOBAL VALUE EQUITY CLASS Q	PSGVQ	LU1371515534	128.07	133.32	4.1%	1	202 920	4	673 023
23 PHARUS GLOBAL VALUE EQUITY CLASS QH	PSGVQH	LU1371515880	126.48	133.04	5.2%	3	394 110	20	3 576 269
24 PHARUS GLOBAL VALUE EQUITY CLASS QHD	PSGVQHD	LU1574104151	105.46	110.92	5.2%	-	-	4	448 130
25 PHARUS INTERNATIONAL EQUITY QUANT CLASS Q	PHSIEQ	LU1136402192	99.32	105.48	6.2%	1	2 235	5	141 632
26 PHARUS SICAV ELECTRIC MOBILITY NICHES	PHSEMN	LU1867072495	109.4	129.49	18.4%	2	252 725	15	582 679
27 PHARUS SICAV EUROPE TOTAL RETURN CLASS Q	PSEAFQ	LU1437803767	104.42	113.31	8.5%	3	132 110	17	659 063
28 PHARUS SICAV NEXT REVOLUTION CLASS Q	PHSVQ	LU1136401970	121.5	130.1	7.1%	-	-	19	54 271
29 QUAESTIO - PIR SMALL CAP	QPIRSC	IT0005345373	-	-	-	-	-	-	-
30 VG SICAV EUROPEAN EQUITY FUND CLASSE L	VGUEUQ	LU1501201872	-	-	-	-	-	-	-
31 VG SICAV US EQUITY FUND CLASSE L	VGUSEQ	LU1501194218	-	-	-	-	-	-	-
32 VG SICAV WORLD EQUITY FUND CLASSE L	VGWEOQ	LU1501196932	-	-	-	-	-	-	-
33 WOODPECKER - BALANCED BRAVE CLASSE T	WPCBRA	LU1271869445	-	-	-	-	-	9	1 815 227
34 WOODPECKER - PURE EQUITY CLASSE T	WPCPEQ	LU1271869791	-	-	-	-	-	1	3 032

