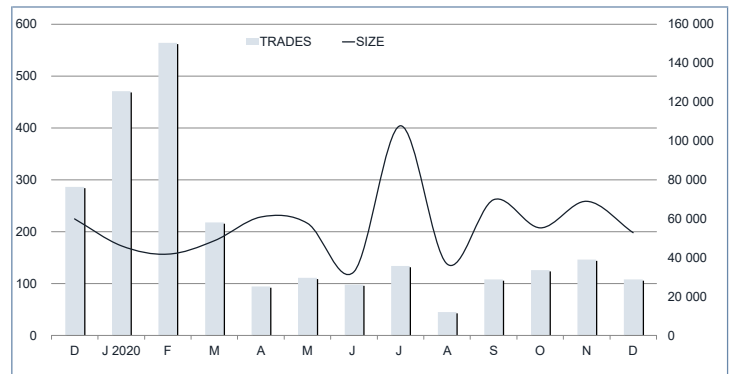
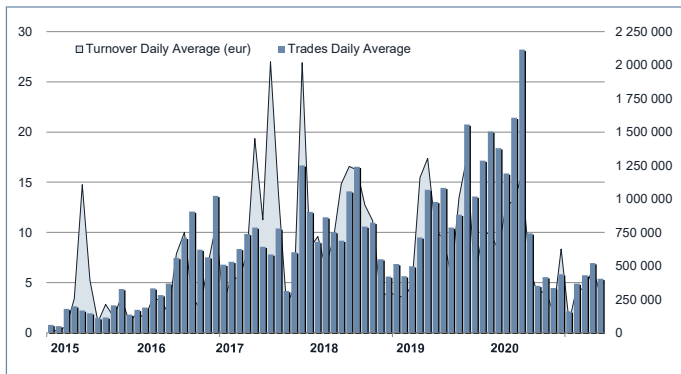




ATFund Statistics

December 2020

TRADING EVOLUTION



MAIN INDICATORS

LISTED FUNDS

	LISTED	AUM in MT	
	END of MONTH	eur m 30/11/2020	eur m 30/12/2020
CORPORATE AND GOV. BOND	23	55.51	56.42
DEVELOPED MARKETS	26	37.42	39.00
EMERGING	1	0.29	0.31
STYLE			
OTHERS	44	312.87	319.88
TOTAL	94	406.09	415.62

TRADING

	NOVEMBER 2020	DECEMBER 2020	JAN - DEC 2020
	Turnover eur m	Turnover eur m	Turnover eur m
CORPORATE AND GOV. BOND	2.3	0.7	17.47
DEVELOPED MARKETS	1.3	0.7	11.46
EMERGING	0.0	0.0	0.23
STYLE			0.4
OTHERS	6.4	4.3	87.94
TOTAL	10.07	5.69	117.51

MOST TRADED IN THE MONTH BY TURNOVER

Name	Trading Code	ISIN	TURNOVER	
			eur m	% TOT
1 OPEN CAPITAL TOTAL RETURN CLASSE L	OCPTR	IT0005279515	0.82	14.5%
2 PHARUS ALGO FLEX CLASS Q	PHSAFQ	LU1136402788	0.79	13.9%
3 PHARUS ASIAN NICHES	PHSAN	LU1867072735	0.72	12.6%
4 PHARUS SICAV - BEST REGULATED COMPANIES	PHSTED	LU1868872802	0.65	11.4%
5 COMPAM FUND - SB BOND CLASSE Q	COMSBB	LU1275426432	0.50	8.8%
6 OPEN CAPITAL PROFESSIONAL	OCPP1	IT0005279754	0.39	6.9%
7 PHARUS SICAV ELECTRIC MOBILITY NICHES	PHSEMNI	LU1867072495	0.38	6.6%
8 ATOMO MULTI STRATEGY - CLASSE L	ATMMST	LU1391065478	0.27	4.7%
9 ATOMO GLOBAL RETURN - CLASSE L	ATMGLR	LU1391065395	0.21	3.7%
10 ATOMO MADE IN ITALY FUND - CLASSE L	ATMMIF	LU1391064828	0.20	3.5%

MOST TRADED IN THE YEAR BY TURNOVER

Name	Trading Code	ISIN	TURNOVER	
			eur m	% TOT
1 OPEN CAPITAL TOTAL RETURN CLASSE L	OCPTR	IT0005279515	21.79	18.5%
2 TORO FUND A	TOROLD	IE00BKTPJF31	21.76	18.5%
3 NEW MILLEN MULTI ASSET OPPORTUN CLASSE L	NMMAO	LU1363165751	13.31	11.3%
4 OPEN CAPITAL PROFESSIONAL	OCPP1	IT0005279754	6.49	5.5%
5 PHARUS LIQUIDITY CLASS Q	PHSLQ	LU1136401384	5.30	4.5%
6 PHARUS SICAV - BEST REGULATED COMPANIES	PHSTED	LU1868872802	3.89	3.3%
7 PHARUS GLOBAL VALUE EQUITY CLASS QH	PSGVQH	LU1371515880	3.58	3.0%
8 ACOMEA LIQUIDITA' CLASSE Q2	ACALIQ	IT0005090854	3.02	2.6%
9 PHARUS ALGO FLEX CLASS Q	PHSAFQ	LU1136402788	2.92	2.5%
10 ACOMEA BREVE TERMINE CLASSE Q2	ACABRT	IT0005090870	2.62	2.2%

What is ATFund (@Fund)

ATFund is a multilateral trading facilities (MTF) for open-end funds.
 Clients can enter buy and sell orders between 8:00 a.m. and 10:55 a.m.
 Between 10:55 and 11 a.m. only the Appointed Intermediary can insert orders to execute the imbalance between buy and sell quantities. Trades are concluded within one minute after 11 a.m.
 Contracts concluded at T are valued the following day (T+1) with the NAV (in Euro) as of day T provided by the issuers of listed funds by the cut-off time (5:00 pm).
 Trades, valued at NAV, are settled in Monte Titoli the third day following the conclusion of contracts (T+3).

News:

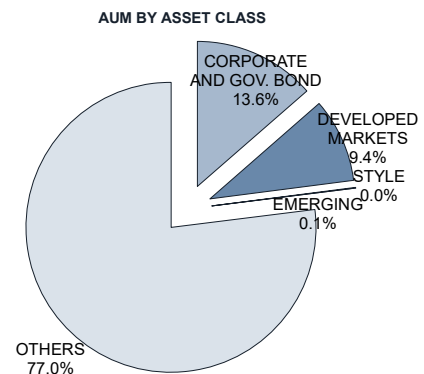
ATFund AUM reached €415.62m

Note: ATFund figures are included in the ETFPlus until September 2018

TURNOVER		NOVEMBER 2020		DECEMBER 2020		YEAR 2020			
		Trades	Turnover eur m	Trades	Turnover eur m	Trades	% TOT	Turnover eur m	% TOT
0	20 000	67	0.33	60	0.31	1 420	63.9%	4.98	4.2%
20 000	50 000	23	0.73	23	0.82	287	12.9%	9.48	8.1%
50 000	100 000	28	1.77	11	0.66	201	9.0%	14.07	12.0%
100 000	500 000	26	5.65	11	2.27	279	12.6%	60.12	51.2%
500 000		2	1.59	3	1.64	36	1.6%	28.85	24.6%
TOTAL		146	10.07	108	5.69	2 223		117.51	

FOCUS

FUNDS WITH HIGHEST TURNOVER				
MONTH	NAME	TRADING CODE	ISIN	EUR
DECEMBER	COMPAM FUND FLEXIBLE BOND CLASSE Q	COMFB0	LU1472302576	5 631 606
JANUARY 2020	TORO FUND A	TOROLD	IE00BKTPJF31	6 060 557
FEBRUARY	TORO FUND A	TOROLD	IE00BKTPJF31	7 416 904
MARCH	OPEN CAPITAL TOTAL RETURN CLASSE L	OCPTR	IT0005279515	2 498 697
APRIL	BASE INV FLEX LOW RISK EXPOS CLASS EUR L	FLEXLO	LU1242466875	1 005 750
MAY	PHARUS LIQUIDITY CLASS Q	PHSLQ	LU1136401384	1 738 872
JUNE	OPEN CAPITAL TOTAL RETURN CLASSE L	OCPTR	IT0005279515	1 818 715
JULY	TORO FUND A	TOROLD	IE00BKTPJF31	7 584 224
AUGUST	PHARUS LIQUIDITY CLASS Q	PHSLQ	LU1136401384	318 798
SEPTEMBER	NEW MILLEN MULTI ASSET OPPORTUN CLASSE L	NMMAO	LU1363165751	1 869 352
OCTOBER	PHARUS GLOBAL VALUE EQUITY CLASS QH	PSGVQH	LU1371515880	2 853 462
NOVEMBER	OPEN CAPITAL TOTAL RETURN CLASSE L	OCPTR	IT0005279515	1 680 064
DECEMBER	OPEN CAPITAL TOTAL RETURN CLASSE L	OCPTR	IT0005279515	824 934



MAIN INDICATORS - DEVELOPED MARKETS

Name	Trading Code	ISIN	Reference Price			DECEMBER 2020		JAN - DEC 2020	
			30/11/2020	30/12/2020	Var %	trades	Turnover €	trades	Turnover €
1 8A+ EIGER - CLASSE Q	8AECQ	IT0005114530	106.523	107.181	0.6%	-	-	19	854 481
2 8A+ GRAN PARADISO - CLASSE Q	8AGCQ	IT0005137770	84.062	83.258	-1.0%	-	-	-	-
3 ACOMEA AMERICA CLASSE Q2	ACAAME	IT0005091142	23.588	24.311	3.1%	1	575	33	48 456
4 ACOMEA ASIA PACIFICO CLASSE Q2	ACAAPA	IT0005091183	6.554	6.884	5.0%	-	-	61	57 909
5 ACOMEA EUROPA CLASSE Q2	ACAEUP	IT0005091167	15.617	16.108	3.1%	2	1 193	53	17 620
6 ACOMEA GLOBALE CLASSE Q2	ACAGLO	IT0005091100	14.937	15.524	3.9%	-	-	58	290 174
7 ACOMEA ITALIA CLASSE Q2	ACAITA	IT0005091233	22.572	23.395	3.6%	-	-	118	60 704
8 ALBEMARLE TARGET EUROPE - CLASS X	ATLTEU	IE00BYZZQ212	-	-	-	-	-	-	-
9 ALBEMARLE TARGET ITALY - CLASS X	ATLTIH	IE00BYZZPY67	-	-	-	-	-	-	-
10 ALBEMARLE TARGET ITALY HEDGED - CLASS X	ATLTHH	IE00BDHF6114	-	-	-	-	-	-	-
11 ALESSIA - VOLCOR BETA ZERO CLASS Q	AVBZ01	LU1238726811	107.56	106.58	-0.9%	2	5 271	21	659 213
12 APSLEY FUND ICAV - OPTIMA STAR FUND	OPTMSF	IE00BDZ9X585	104.573	103.731	-0.8%	-	-	1	99
13 ATOMO MADE IN ITALY FUND - CLASSE L	ATMMIF	LU1391064828	120.13	125.74	4.7%	1	197 196	3	410 386
14 COMPAM ACTIVE EQUITY SELECTION CLASSE Q	COMAES	LU1275426606	122.64	124.727	1.7%	-	-	4	671
15 COMPAM ACTIVE GLOBAL LONG SHORT	COMAEE	LU1275425897	94.061	96.72	2.8%	-	-	-	-
16 COMPAM FUND - SB EQUITY CLASSE Q	COMSBE	LU1275426275	135.041	137.332	1.7%	2	51 156	15	166 977
17 COMPAM FUND ACTIVE GLOBAL EQUITY	COMGEQ	LU1783934646	-	-	-	-	-	-	-
18 DIAMAM SICAV MATHEMATICS EUR CLASS P	DIAMAM	LU0277563010	-	-	-	-	-	3	5 039
19 FINLABO DYNAMIC EQUITY - CLASSE L	FINLDE	LU1397788552	86.62	88.84	2.6%	-	-	4	433 391
20 NEW MILLENNIUM EURO EQUITIES CLASSE L	NMEE	LU1148873406	65.13	66.52	2.1%	-	-	1	9 539
21 NEW MILLENNIUM GLOBAL EQUITIES EUR HED L	NMGE	LU1148873588	114.32	117.43	2.7%	-	-	-	-
22 PHARUS GLOBAL VALUE EQUITY CLASS Q	PSGVQ	LU1371515534	133.32	135.94	2.0%	1	100 636	5	773 658
23 PHARUS GLOBAL VALUE EQUITY CLASS QH	PSGVQH	LU1371515880	133.04	136.94	2.9%	-	-	20	3 576 269
24 PHARUS GLOBAL VALUE EQUITY CLASS QHD	PSGVQHD	LU1574104151	110.92	114.2	3.0%	-	-	4	448 130
25 PHARUS INTERNATIONAL EQUITY QUANT CLASS Q	PHSIEQ	LU1136402192	105.48	107.05	1.5%	-	-	5	141 632
26 PHARUS SICAV ELECTRIC MOBILITY NICHES	PHSEMN	LU1867072495	129.49	139.93	8.1%	2	375 770	17	958 449
27 PHARUS SICAV EUROPE TOTAL RETURN CLASS Q	PSEAFQ	LU1437803767	113.31	113.51	0.2%	1	12 453	18	671 516
28 PHARUS SICAV NEXT REVOLUTION CLASS Q	PHSVQ	LU1136401970	130.1	134.43	3.3%	-	-	19	54 271
29 QUAEATIO - PIR SMALL CAP	QPIRSC	IT0005345373	-	-	-	-	-	-	-
30 VG SICAV EUROPEAN EQUITY FUND CLASSE L	VGUEUQ	LU1501201872	-	-	-	-	-	-	-
31 VG SICAV US EQUITY FUND CLASSE L	VGUSEQ	LU1501194218	-	-	-	-	-	-	-
32 VG SICAV WORLD EQUITY FUND CLASSE L	VGWQEQ	LU1501196932	-	-	-	-	-	-	-
33 WOODPECKER - BALANCED BRAVE CLASSE T	WPCBRA	LU1271869445	-	-	-	-	-	9	1 815 227
34 WOODPECKER - PURE EQUITY CLASSE T	WPCPEQ	LU1271869791	-	-	-	-	-	1	3 032

MAIN INDICATORS - CORPORATE AND GOV. BOND

Name	Trading Code	ISIN	30/11/2020	Reference Price 30/12/2020	Var %	DECEMBER 2020		JAN - DEC 2020	
						Trades	Turnover €	Trades	Turnover €
1 ACOMEA BREVE TERMINE CLASSE Q2	ACABRT	IT0005090870	17.491	17.685	1.1%	7	18.638	132	2.619.916
2 ACOMEA EUROBLIGAZIONARIO CLASSE Q2	ACAEUO	IT0005090866	21.893	22.256	1.7%	3	1.878	92	537.523
3 ACOMEA LIQUIDITA' CLASSE Q2	ACALIQ	IT0005090854	9.254	9.303	0.5%	2	6.029	38	3.016.893
4 ACOMEA PERFORMANCE CLASSE Q2	ACAPER	IT0005090912	26.026	26.787	2.9%	-	-	27	1.846.111
5 ASM LOW VOLATILITY FUND - E PLUS	ASIMLY	LU1280406884	83.48	83.02	-0.6%	-	-	6	136.610
6 BASE INV BONDS VALUE CLASS EUR L	BONVAL	LU1242466289	121.9	123.03	0.9%	-	-	27	27.923
7 COMPAM FUND - SB BOND CLASSE Q	COMSBF	LU1275426432	105.216	105.473	0.2%	1	501.779	6	774.388
8 COMPAM FUND FLEXIBLE BOND CLASSE Q	COMFBO	LU1472302576	102.899	103.744	0.8%	2	62.231	35	2.174.982
9 DIAMAN SICAV DYNAMIC INCOME CLASS P	DIADZB	LU0277662558	-	-	-	-	-	-	-
10 DIAMAN SICAV TARGET STRATEGY CLASS P	DIAMTS	LU1172430875	-	-	-	-	-	-	-
11 INVESTIMENTI SOSTENIBILI LIFEGATE	LGWAS	IT0005215709	105.837	106.385	0.5%	-	-	2	11.022
12 NEW MILLEN EVERG GL HI YLD BOND CLASSE L	NMEGH	LU1363165918	86.22	86.3	0.1%	-	-	-	-
13 NEW MILLENNIUM AUGUST HIGH QUALIT BOND L	NMHOB	LU1148873745	157.45	157.93	0.3%	-	-	-	-
14 NEW MILLENNIUM AUGUSTUM CORPORATE BOND L	NMCOB	LU1148874396	238.93	240.09	0.5%	1	41.893	4	214.461
15 NEW MILLENNIUM EURO BONDS SHORT TERM L	NMEBST	LU1148873661	137.32	137.28	0.0%	1	50.805	3	160.470
16 NEW MILLENNIUM EX EUR HIGH QUALIT BOND L	NMEHQD	LU1148873628	106.63	105.4	-1.2%	-	-	1	28.278
17 NEW MILLENNIUM INFLAT LINK BOND EUROP L	NMLB	LU1148874040	109.35	109.71	0.3%	-	-	3	8.476
18 NEW MILLENNIUM ITALIAN DIVERSIF BOND L	NMIBD	LU1148874479	140.06	140.72	0.5%	-	-	9	48.128
19 NEW MILLENNIUM LARGE EUROPE CORPORATE L	NMLEC	LU1148874123	146.79	146.92	0.1%	-	-	1	21.978
20 PHARUS BOND OPPORTUNITIES CLASS Q	PHBSOQ	LU1136401111	99.53	100.31	0.8%	1	2.598	12	215.150
21 PHARUS LIQUIDITY CLASS Q	PHSLO	LU1136401384	103.25	103.3	0.0%	1	4.650	21	5.301.655
22 PHARUS MARZOTTO ACTIVE BOND Q	PHSAB	LU1371515021	-	-	-	-	-	1	2.049
23 PHARUS TARGET CLASS Q	PHSTO	LU1136402432	76.84	77.87	1.3%	2	1.785	13	326.687
24 PLURIMA GLOBAL STAR RETURN FUND A LISTED	POGSRF	IE00B2Z2R401	-	-	-	-	-	-	-
25 VG SICAV GLOBAL BOND CLASSE L	VGGLBD	LU1501204389	-	-	-	-	-	-	-

MAIN INDICATORS - EMERGING, STYLE AND OTHERS

Name	Trading Code	ISIN	30/11/2020	Reference Price 30/12/2020	Var %	DECEMBER 2020		JAN - DEC 2020	
						Trades	Turnover €	Trades	Turnover €
1 8A+ LATEMAR - CLASSE Q	SALCO	IT0005114522	104.984	105.512	0.5%	-	-	-	-
2 ACOMEA FONDO ETF ATTIVO CLASSE Q2	ACAEAT	IT0005090938	-	-	-	-	-	12	833.855
3 ACOMEA PAESI EMERGENTI CLASSE Q2	ACAPEM	IT0005091126	9.043	9.816	8.5%	2	2.488	67	228.395
4 ACOMEA PATRIMONIO AGGRESSIVO CLASSE Q2	ACAAGG	IT0005091084	4.699	4.885	4.0%	-	-	82	2.441.007
5 ACOMEA PATRIMONIO DINAMICO CLASSE Q2	ACADIN	IT0005091068	6.281	6.44	2.5%	-	-	68	963.980
6 ACOMEA PATRIMONIO ESENTE CLASSE Q2	ACAESE	IT0005252801	5.773	5.937	2.8%	-	-	7	29.563
7 ACOMEA PATRIMONIO PRUDENTE CLASSE Q2	ACAPRU	IT0005091019	7.316	7.548	3.2%	-	-	63	67.126
8 ALESSIA - ABSOLUTE RETURN MACRO CLASS Q	AARM01	LU1238726554	107.44	107.96	0.5%	-	-	4	831.957
9 AMAGIS DYNAMIC ALLOC TOT RET FUND L1 EUR	ADA113	MT7000015665	93.61	93.59	0.0%	-	-	11	138.399
10 AQA COLOMBO EXTRA RETURN FUND CLASS D	CXR	MT7000024006	88.19	90.5384	2.7%	1	7.961	26	1.040.683
11 ATOMO CARPINUS - CLASSE L	ATMCAR	LU1391065718	100	-	n.a.	-	-	2	479.080
12 ATOMO GLOBAL RETURN - CLASSE L	ATMGLR	LU1391065395	96.52	87.17	0.8%	7	212.069	34	877.199
13 ATOMO MULTI STRATEGY - CLASSE L	ATMMST	LU1391065478	102.33	n.a.	n.a.	4	268.650	10	565.240
14 ATOMO PLAB FLEX ABSOLUTE FUND - CLASSE L	ATMPLF	LU1391065511	103.22	104.51	1.2%	-	-	-	-
15 BASE INV BONDS MULTICURRENCY CLASS EUR L	BOMNUL	LU1242466446	93.79	94.24	0.5%	-	-	-	-
16 BASE INV FLEX LOW RISK EXPOS CLASS EUR L	FLEXLO	LU1242466875	108.04	109.26	1.1%	1	109	18	1.076.924
17 COMPAM ACTIVE MARKET NEUTRAL CLASSE Q	COMAMN	LU1275426788	-	-	-	-	-	5	405.141
18 COMPAM FUND - SB FLEXIBLE CLASSE Q	COMSBF	LU1275426358	100.448	101.214	0.8%	-	-	-	-
19 COMPAM FUND ACTIVE BOND PLUS	COMABP	LU2039855171	-	-	-	-	-	-	-
20 COMPAM FUND DOUBLE ACTION FOCUS	COMDAF	LU1920289813	-	-	-	-	-	11	28.708
21 COMPAM FUND GLOBAL FLEXIBLE BLEND	COMGFB	LU1769738383	91.019	91.456	0.5%	-	-	10	689.629
22 COMPAM FUND SB CONVEX CLASSE Q	COMSBC	LU1468873846	134.664	141.076	4.8%	3	15.200	37	371.915
23 COMPAM GLOBAL DIVERSIFIED CLASSE Q	COMGDO	LU1275426515	93.966	94.226	0.3%	-	-	-	-
24 EUREGIO+ GENERATION DYNAMIC PIR	PPGDYP	IT0005347585	-	-	-	-	-	-	-
25 FCS FLEX ABLE GROWTH PLUS FUND CLASS B	FLEXAP	LU1720052098	50.45	46.38	-8.1%	-	-	-	-
26 HPS BASIC FUND CLASSE Q EUR	HPSBAS	LU1176781729	14.91	16.23	8.9%	2	238	7	10.855
27 INTERMONTIE FLEXIBLE EUROPE	INTFE	LU1188213104	10.54	10.7	1.5%	2	35.929	9	530.676
28 LUXBRIDGE SICAV - JCI FIX MACRO	JCFIXA	LU1882532514	-	-	-	-	-	1	43.659
29 METHOD ATTRAC GLOB OPPORTUN LIST ACC EUR	MAGO	LU1322032373	-	-	-	-	-	-	-
30 MULTI STAR SICAV - HEARTH ETHICAL FUND	MSHEEQ	LU1838949607	106.59	-	n.a.	1	32.334	2	42.300
31 MULTISTARS SICAV-ALFASUSTAINABLEEMEGATREN	MISOCQ	LU1838949516	106.27	-	n.a.	1	44.750	3	64.934
32 NEW MILLEN MULTI ASSET OPPORTUN CLASSE L	NMMAO	LU1363165751	103.24	104.08	0.8%	5	175.660	16	13.305.165
33 NEW MILLENNIUM AUGUSTUM MARKET TIMING L	NMTML	LU1148874636	115.01	115.08	0.1%	-	-	-	-
34 NEW MILLENNIUM BALANC WORLD CONSERVAT L	NMBWC	LU1148874552	161.92	162.98	0.7%	1	47.727	9	816.106
35 NEW MILLENNIUM PIR BILANCIATO SIST ITAL L	NMPBSI	LU1602468800	100.31	102.55	2.2%	-	-	1	14.511
36 NEW MILLENNIUM VOLACTIVE CLASSE L	NMVOL	LU1148874800	104.58	104.57	0.0%	-	-	-	2.686
37 OPEN CAPITAL PROFESSIONAL	OCPPI	IT0005279754	92.333	94.845	2.7%	6	391.588	89	6.487.297
38 OPEN CAPITAL TOTAL RETURN CLASSE L	OCPTR	IT0005279515	108.447	109.724	1.2%	14	824.934	238	21.789.888
39 PHARUS ALGO FLEX CLASS Q	PHSAFQ	LU1136402788	97.13	99.08	2.0%	12	790.895	88	2.916.082
40 PHARUS ASIAN NICHES	PHSAN	LU1867072735	103.91	107.99	3.9%	3	718.305	20	1.441.791
41 PHARUS GLOB DYNAM OPPORTUNITIES CLASS Q	PHSGOQ	LU1136402945	-	-	-	-	-	1	74.920
42 PHARUS MARZOTTO ACTIVE DIVERSIFIED Q	PHSMAD	LU1371515294	-	-	-	-	-	1	1.873
43 PHARUS SICAV - BEST REGULATED COMPANIES	PHSTED	LU1868872802	98.15	95.91	-2.3%	2	647.165	22	3.891.692
44 PHARUS SICAV_CONSERVATIVE	PHSARQ	LU1136401467	107.06	107.74	0.6%	2	8.496	24	478.939
45 PHARUS SOUTHERN EUROPE CLASS Q	PHSSE	LU1578646025	-	-	-	-	-	-	-
46 PHARUS TREND PLAYER CLASS Q	PHSTPQ	LU1253867847	170.18	171.79	0.9%	2	24.460	11	99.626
47 PLURIMA STRATEGY PORTFOLIO A LISTED	PPSPFO	IE00BV07PK98	11.569	11.72	1.3%	-	-	3	69.564
48 SELECTRA J. LAMARCK BIOTECH CLASS D	SELJLB	LU1246176264	128.4	140.62	9.5%	2	5.729	36	373.686
49 SELECTRA J. LAMARCK PHARMA CLASS D	SELJLP	LU1246176850	90.3	94.98	5.2%	-	-	5	31.873
50 SUMUS STRATEGIC FUND CLASSE Q EUR	HPSDYN	LU1176783774	11.27	11.44	1.5%	2	2.288	16	257.657
51 TIMO BEST GLOBAL MANAGERS FLEX EQUITY	TMSBEQ	LU1850436491	99.54	100.46	0.9%	-	-	-	546.799
52 TORO FUND A	TOROLD	IE00BK17P31	-	-	-	-	-	114	21.759.087
53 UCAPITAL MULTI ALPHA PLUS FUND A LISTED	PMLALP	IE00BV0H9599	8.208	8.208	0.0%	-	-	-	-
54 VARENNE VALEUR QUOTA IT	VVAITA	FR0013216991	117.34	120.15	2.4%	-	-	-	-
55 WOODPECKER - FLEXIBLE ROCK CLASSE T	WPCROC	LU1271869874	-	-	-	-	-	9	2.434.833

Markets Analysis

Piazza degli Affari, 6 - 20123 Milano
T +39 02 724261 | Fax +39 02 8646.4323
e-mail: markets_analysis@borsaitaliana.it
www.borsaitaliana.it



London
Stock Exchange Group

This document contains text, data, graphics, photographs, illustrations, artwork, names, logos, trade marks, service marks and information ("Information") connected with Borsa Italiana S.p.A. ("Borsa Italiana").

All reasonable efforts have been made to ensure that the Information in this document was correct at the time of publication. However, Borsa Italiana Spa accepts no liability for decisions taken, or systems-related or other work carried out by any party based on this document. The publication of this document does not represent solicitation, by Borsa Italiana, of public saving and is not to be considered as a recommendation by Borsa Italiana as to the suitability of the investment, if any, herein described.

© December 2020 Borsa Italiana S.p.A. All rights reserved.