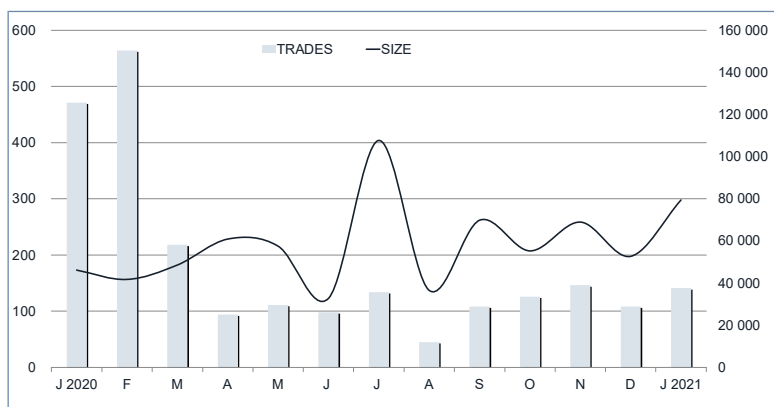
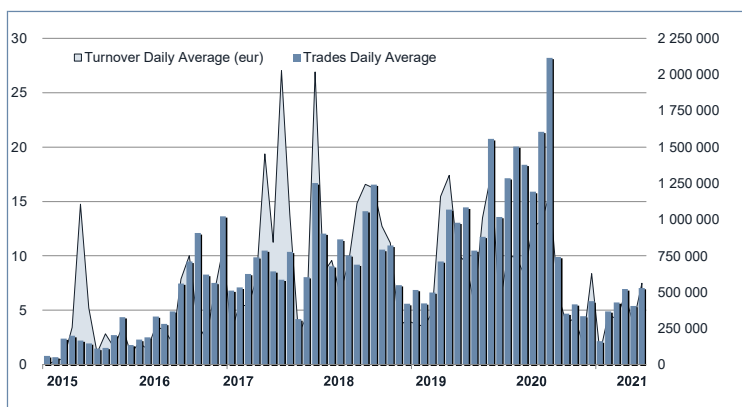


ATFund Statistics
January 2021
TRADING EVOLUTION

MAIN INDICATORS
LISTED FUNDS

	LISTED END OF MONTH	AUM in MT	
		eur m 30/12/2020	eur m 29/01/2021
CORPORATE AND GOV. BOND	23	56.42	55.98
DEVELOPED MARKETS	26	39.00	40.89
EMERGING	1	0.31	0.31
STYLE			
OTHERS	44	319.88	322.63
TOTAL	94	415.62	419.81

TRADING

	DECEMBER 2020	JANUARY 2021
	Turnover eur m	Turnover eur m
CORPORATE AND GOV. BOND	0.7	1.84
DEVELOPED MARKETS	0.7	4.64
EMERGING	0.0	0.00
STYLE		
OTHERS	4.3	4.73
TOTAL	5.69	11.21

MOST TRADED IN THE MONTH BY TURNOVER

Name	Trading Code	ISIN	TURNOVER	
			eur m	% TOT
1 8A+ EIGER - CLASSE Q	8AECQ	IT0005114530	2.52	22.5%
2 OPEN CAPITAL TOTAL RETURN CLASSE L	OCPTR	IT0005279515	2.04	18.2%
3 PHARUS GLOBAL VALUE EQUITY CLASS QH	PSGVQH	LU1371515880	1.40	12.5%
4 COMPAM FUND FLEXIBLE BOND CLASSE Q	COMFB0	LU1472302576	1.03	9.2%
5 PHARUS ASIAN NICHES	PHSAN	LU1867072735	0.84	7.5%
6 PHARUS SICAV ELECTRIC MOBILITY NICHES	PHSEMN	LU1867072495	0.58	5.2%
7 NEW MILLEN MULTI ASSET OPPORTUN CLASSE L	NMMAO	LU1363165751	0.54	4.8%
8 OPEN CAPITAL PROFESSIONAL	OCPP1	IT0005279754	0.37	3.3%
9 NEW MILLENNIUM LARGE EUROPE CORPORATE L	NMLEC	LU1148874123	0.32	2.8%
10 ATOMO GLOBAL RETURN - CLASSE L	ATMGLR	LU1391065395	0.22	2.0%

MOST TRADED IN THE YEAR BY TURNOVER

Name	Trading Code	ISIN	TURNOVER	
			eur m	% TOT
1 8A+ EIGER - CLASSE Q	8AECQ	IT0005114530	2.52	22.5%
2 OPEN CAPITAL TOTAL RETURN CLASSE L	OCPTR	IT0005279515	2.04	18.2%
3 PHARUS GLOBAL VALUE EQUITY CLASS QH	PSGVQH	LU1371515880	1.40	12.5%
4 COMPAM FUND FLEXIBLE BOND CLASSE Q	COMFB0	LU1472302576	1.03	9.2%
5 PHARUS ASIAN NICHES	PHSAN	LU1867072735	0.84	7.5%
6 PHARUS SICAV ELECTRIC MOBILITY NICHES	PHSEMN	LU1867072495	0.58	5.2%
7 NEW MILLEN MULTI ASSET OPPORTUN CLASSE L	NMMAO	LU1363165751	0.54	4.8%
8 OPEN CAPITAL PROFESSIONAL	OCPP1	IT0005279754	0.37	3.3%
9 NEW MILLENNIUM LARGE EUROPE CORPORATE L	NMLEC	LU1148874123	0.32	2.8%
10 ATOMO GLOBAL RETURN - CLASSE L	ATMGLR	LU1391065395	0.22	2.0%

What is ATFund (@Fund)

ATFund is a multilateral trading facilities (MTF) for open-end funds.

Clients can enter buy and sell orders between 8:00 a.m. and 10:55 a.m. Orders must indicate the quantity only.

Between 10:55 and 11 a.m. only the Appointed Intermediary can insert orders to execute the imbalance between buy and sell quantities. Trades are concluded within one minute after 11 am.

Contracts concluded at T are valued the following day (T+1) with the NAV (in Euro) as of day T provided by the issuers of listed funds by the cut-off time (5:00 pm).

Trades, valued at NAV, are settled in Monte Titoli the third day following the conclusion of contracts (T+3).

News:

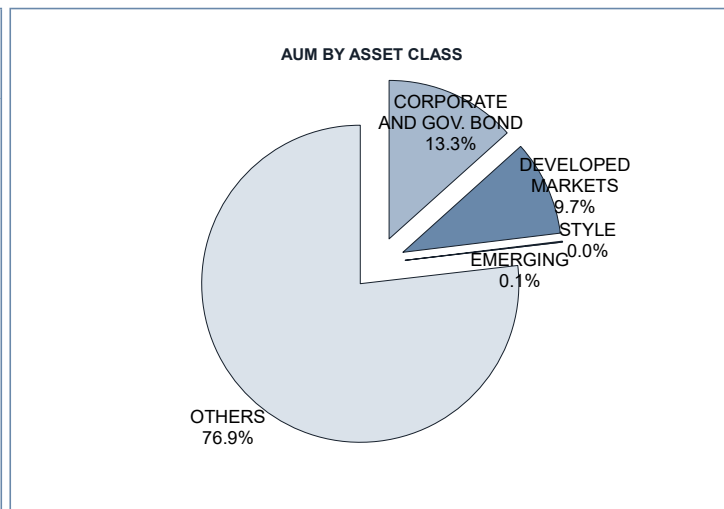
ATFund AUM reached €419.81m

Note: ATFund figures are included in the ETFplus until September 2018

TURNOVER		DECEMBER 2020		JANUARY 2021			
		Trades	Turnover eur m	Trades	% TOT	Turnover eur m	% TOT
0	20 000	60	0.31	58	41.1%	0.42	3.7%
20 000	50 000	23	0.82	41	29.1%	1.46	13.1%
50 000	100 000	11	0.66	19	13.5%	1.36	12.1%
100 000	500 000	11	2.27	19	13.5%	3.63	32.4%
500 000		3	1.64	4	2.8%	4.34	38.7%
TOTAL		108	5.69	141		11.21	

FOCUS

FUNDS WITH HIGHEST TURNOVER				
MONTH	NAME	TRADING CODE	ISIN	EUR
JANUARY 2020	TORO FUND A	TOROLD	IE00BKTPJF31	6 060 557
FEBRUARY	TORO FUND A	TOROLD	IE00BKTPJF31	7 416 904
MARCH	OPEN CAPITAL TOTAL RETURN CLASSE L	OCPTR	IT0005279515	2 498 697
APRIL	BASE INV FLEX LOW RISK EXPOS CLASS EUR L	FLEXLO	LU1242466875	1 005 750
MAY	PHARUS LIQUIDITY CLASS Q	PHSLQ	LU1136401384	1 738 872
JUNE	OPEN CAPITAL TOTAL RETURN CLASSE L	OCPTR	IT0005279515	1 818 715
JULY	TORO FUND A	TOROLD	IE00BKTPJF31	7 584 224
AUGUST	PHARUS LIQUIDITY CLASS Q	PHSLQ	LU1136401384	318 798
SEPTEMBER	NEW MILLEN MULTI ASSET OPPORTUN CLASSE L	NMMAO	LU1363165751	1 869 352
OCTOBER	PHARUS GLOBAL VALUE EQUITY CLASS QH	PSGVQH	LU1371515880	2 853 462
NOVEMBER	OPEN CAPITAL TOTAL RETURN CLASSE L	OCPTR	IT0005279515	1 680 064
DECEMBER	OPEN CAPITAL TOTAL RETURN CLASSE L	OCPTR	IT0005279515	824 934
JANUARY 2021	8A+ EIGER - CLASSE Q	8AECQ	IT0005114530	2 523 100



MAIN INDICATORS - DEVELOPED MARKETS

Name	Trading Code	ISIN	30/12/2020	Reference Price 29/01/2021	Var %	JANUARY 2021 trades	Turnover €
1 8A+ EIGER - CLASSE Q	8AECQ	IT0005114530	107.181	105.817	-1.3%	1	2 523 100
2 8A+ GRAN PARADISO - CLASSE Q	8AGCQ	IT0005137770	83.258	83.814	0.7%	-	-
3 ACOMEA AMERICA CLASSE Q2	ACAAME	IT0005091142	24.311	24.034	-1.1%	1	228
4 ACOMEA ASIA PACIFICO CLASSE Q2	ACAAPA	IT0005091183	6.884	7.075	2.8%	1	315
5 ACOMEA EUROPA CLASSE Q2	ACAUEP	IT0005091167	16.108	16.076	-0.2%	-	-
6 ACOMEA GLOBALE CLASSE Q2	ACAGLO	IT0005091100	15.524	15.58	0.4%	1	29 635
7 ACOMEA PMITALIA ESG CLASSE Q2	ACAITA	IT0005091233	23.395	22.941	-1.9%	-	-
8 ALESSIA - VOLCOR BETA ZERO CLASS Q	AVBZ01	LU1238726811	106.58	107.98	1.3%	-	-
9 APSLEY FUND ICAV - OPTIMA STAR FUND	OPTMSF	IE00BD29X585	103.731	100.935	-2.7%	-	-
10 ATOMO MADE IN ITALY FUND - CLASSE L	ATMMIF	LU1391064828	125.74	127.39	1.3%	-	-
11 COMPAM ACTIVE EQUITY SELECTION CLASSE Q	COMAES	LU1275426606	124.727	122.628	-1.7%	-	-
12 COMPAM ACTIVE GLOBAL LONG SHORT	COMAEE	LU1275425897	96.72	96.03	-0.7%	-	-
13 COMPAM FUND - SB EQUITY CLASSE Q	COMSBE	LU1275426275	137.332	137.723	0.3%	2	15 940
14 COMPAM FUND ACTIVE GLOBAL EQUITY	COMGEQ	LU1783934646	-	-	-	-	-
15 FINLABO DYNAMIC EQUITY - CLASSE L	FINLDE	LU1397788552	88.84	89.14	0.3%	-	-
16 NEW MILLENNIUM EURO EQUITIES CLASSE L	NMEE	LU1148873406	66.52	64.95	-2.4%	-	-
17 NEW MILLENNIUM GLOBAL EQUITIES EUR HED L	NMGE	LU1148873588	117.43	117.54	0.1%	-	-
18 PHARUS GLOBAL VALUE EQUITY CLASS Q	PSGVQ	LU1371515534	135.94	137.34	1.0%	1	49 984
19 PHARUS GLOBAL VALUE EQUITY CLASS QH	PSGVQH	LU1371515880	136.94	137.44	0.4%	5	1 398 040
20 PHARUS GLOBAL VALUE EQUITY CLASS QHD	PSGVHD	LU1574104151	114.2	114.59	0.3%	-	-
21 PHARUS INTERNATION EQUITY QUANT CLASS Q	PHSIEQ	LU1136402192	107.05	106.54	-0.5%	-	-
22 PHARUS SICAV ELECTRIC MOBILITY NICHES	PHSEMNI	LU1867072495	139.93	149.65	6.9%	7	580 663
23 PHARUS SICAV EUROPE TOTAL RETURN CLASS Q	PSEAFQ	LU1437803767	113.51	112.24	-1.1%	1	40 427
24 PHARUS SICAV NEXT REVOLUTION CLASS Q	PHSVQ	LU1136401970	134.43	134.98	0.4%	-	-
25 VG SICAV EUROPEAN EQUITY FUND CLASSE L	VGEUEQ	LU1501201872	-	-	-	-	-
26 VG SICAV US EQUITY FUND CLASSE L	VGUSEQ	LU1501194218	-	-	-	-	-

MAIN INDICATORS - CORPORATE AND GOV. BOND

Name	Trading Code	ISIN	30/12/2020	Reference Price 29/01/2021	Var %	Trades	JANUARY 2021 Turnover €
1 ACOMEA BREVE TERMINE CLASSE Q2	ACABRT	IT0005090870	17.685	17.659	-0.1%	6	104 507
2 ACOMEA EUROBLIQUAZIONARIO CLASSE Q2	ACAEUO	IT0005090896	22.256	22.09	-0.7%	4	129 227
3 ACOMEA LIQUIDITA' CLASSE Q2	ACALIQ	IT0005090854	9.303	9.291	-0.1%	1	50 055
4 ACOMEA PERFORMANCE CLASSE Q2	ACAPER	IT0005090912	26.787	26.579	-0.8%	1	74 674
5 AISM LOW VOLATILITY FUND - E PLUS	AISMLV	LU1280406684	83.02	83.45	0.5%	1	842
6 BASE INV BONDS VALUE CLASS EUR L	BONVAL	LU1242466289	123.03	123.13	0.1%	-	-
7 COMPAM FUND - SB BOND CLASSE Q	COMSBB	LU1275426432	105.473	105.661	0.2%	1	49 703
8 COMPAM FUND FLEXIBLE BOND CLASSE Q	COMFBO	LU1472302576	103.744	104.104	0.3%	2	1 030 516
9 INVESTIMENTI SOSTENIBILI LIFE GATE	LGINVS	IT0005215709	106.385	106.609	0.2%	-	-
10 NEW MILLEN EVERG GL HI YLD BOND CLASSE L	NMEGH	LU1363165918	86.3	87.71	1.6%	-	-
11 NEW MILLENNIUM AUGUST HIGH QUALIT BOND L	NMHQB	LU1148873745	157.93	158.23	0.2%	-	-
12 NEW MILLENNIUM AUGUSTUM CORPORATE BOND L	NMBC	LU1148874396	240.09	241.09	0.4%	-	-
13 NEW MILLENNIUM EURO BONDS SHORT TERM L	NMEBST	LU1148873661	137.28	137.17	-0.1%	1	41 172
14 NEW MILLENNIUM EX EUR HIGH QUALIT BOND L	NMEHQ	LU1148873826	105.4	106.4	0.9%	-	-
15 NEW MILLENNIUM INFLAT LINK BOND EURO P L	NMILB	LU1148874040	109.71	110.01	0.3%	-	-
16 NEW MILLENNIUM ITALIAN DIVERSIF BOND L	NMIDB	LU1148874479	140.72	140.87	0.1%	-	-
17 NEW MILLENNIUM LARGE EUROPE CORPORATE L	NMLEC	LU1148874123	146.92	146.89	0.0%	2	319 055
18 PHARUS BOND OPPORTUNITIES CLASS Q	PHSBOQ	LU1136401111	100.31	101.22	0.9%	-	-
19 PHARUS LIQUIDITY CLASS Q	PHSLQ	LU1136401384	103.3	103.31	0.0%	-	-
20 PHARUS MARZOTTO ACTIVE BOND Q	PHSMAD	LU1371515021	-	-	-	-	-
21 PHARUS TARGET CLASS Q	PHSTQ	LU1136402432	77.87	77.52	-0.4%	-	-
22 PLURIMA GLOBAL STAR RETURN FUND A LISTED	POGSRF	IE00B22Z4R01	-	-	-	-	-
23 VG SICAV GLOBAL BOND CLASSE L	VGGLBD	LU1501204389	-	-	-	-	-

MAIN INDICATORS - EMERGING, STYLE AND OTHERS

Name	Trading Code	ISIN	30/12/2020	Reference Price 29/01/2021	Var %	Trades	JANUARY 2021 Turnover €
1 8A+ LATEMAR - CLASSE Q	8ALCQ	IT0005114522	105.512	105.379	-0.1%	-	-
2 ACOMEA PAESI EMERGENTI CLASSE Q2	ACAPEM	IT0005091126	9.816	9.786	-0.3%	3	2 686
3 ACOMEA PATRIMONIO AGGRESSIVO CLASSE Q2	ACAAGG	IT0005091084	4.885	4.887	0.0%	1	49 730
4 ACOMEA PATRIMONIO DINAMICO CLASSE Q2	ACADIN	IT0005091068	6.44	6.443	0.0%	1	49 834
5 ACOMEA PATRIMONIO ESENTE CLASSE Q2	ACAESE	IT0005252801	5.937	5.922	-0.3%	-	-
6 ACOMEA PATRIMONIO PRUDENTE CLASSE Q2	ACAPRU	IT0005091019	7.548	7.475	-1.0%	-	-
7 ALESSIA - ABSOLUTE RETURN MACRO CLASS Q	AARMO	LU1238726654	107.96	108.14	0.2%	5	148 831
8 AMAGIS DYNAMIC ALLOC TOT RET FUND L1 EUR	ADA113	MT7000015665	93.59	94.14	0.6%	-	-
9 AQA COLOMBO EXTRA RETURN FUND CLASS D	CXR	MT7000024006	90.5384	92.7541	2.4%	2	35 121
10 ATOMO CARPINUS - CLASSE L	ATMCAR	LU1391065718	-	-	-	-	-
11 ATOMO GLOBAL RETURN - CLASSE L	ATMGLR	LU1391065395	87.17	86.43	-0.8%	4	223 219
12 ATOMO PLAB FLEX ABSOLUTE FUND - CLASSE L	ATMPLF	LU1391065551	104.51	105.3	0.8%	-	-
13 BASE INV BONDS MULTICURRENCY CLASS EUR L	BONMUL	LU1242466446	94.24	94.44	0.2%	-	-
14 BASE INV FLEX LOW RISK EXPOS CLASS EUR L	FLEXLO	LU1242466875	109.26	109.58	0.3%	2	90 244
15 COMPAM FUND - SB FLEXIBLE CLASS EUR L	COMSBF	LU1275426358	101.214	101.504	0.3%	-	-
16 COMPAM FUND ACTIVE BOND PLUS	COMABP	LU2039655171	-	-	-	-	-
17 COMPAM FUND GLOBAL FLEXIBLE BLEND	COMGBF	LU1769738383	91.456	93.35	2.1%	-	-
18 COMPAM FUND SB CONVEX CLASSE Q	COMSBC	LU1468873846	141.076	133.917	-5.1%	6	27 996
19 COMPAM GLOBAL DIVERSIFIED CLASSE Q	COMGGD	LU1275426515	94.226	95.124	1.0%	-	-
20 EUREGIO+ GENERATION DYNAMIC PIR	PPGDYP	IT0005347585	-	-	-	-	-
21 FGS FLEX ABLE GROWTH PLUS FUND CLASS B	FLEXAP	LU1720052098	46.38	45.64	-1.6%	-	-
22 HPS BASIC FUND CLASSE Q EUR	HPSBAS	LU1176781729	16.23	16.64	2.5%	-	-
23 INTERMONTE FLEXIBLE EUROPE	INTFE	LU11688213104	10.7	10.58	-1.1%	1	8 608
24 MULTI STAR SICAV - HEARTH ETHICAL FUND	MSHEEQ	LU1838949607	-	-	-	-	-
25 MULTISTARS SICAV-ALFASUSTAINABLEMEGATREN	MSOCOQ	LU1838949516	-	-	-	-	-
26 NEW MILLEN MULTI ASSET OPPORTUN CLASSE L	NMMAO	LU1363165751	104.08	104.01	-0.1%	9	539 850
27 NEW MILLENNIUM AUGUSTUM MARKET TIMING L	NMMT	LU1148874836	115.08	115.65	0.5%	-	-
28 NEW MILLENNIUM BALANC WORLD CONSERVAT L	NMBWC	LU1148874552	162.98	163.56	0.4%	-	-
29 NEW MILLENNIUM PIR BILANCIATO SISTITA L	NMPBSI	LU1602468800	102.55	101.03	-1.5%	-	-
30 NEW MILLENNIUM VOLACTIVE CLASSE L	NMVOL	LU1148874800	104.57	102.4	-2.1%	-	-
31 OPEN CAPITAL PROFESSIONAL	OCCPI	IT0005279754	94.845	96.834	2.1%	12	370 851
32 OPEN CAPITAL TOTAL RETURN CLASSE L	OCPTR	IT0005279515	109.724	110.373	0.6%	30	2 035 821
33 PHARUS ALGO FLEX CLASS Q	PHSAFQ	LU1136402788	99.08	97.77	-1.3%	11	206 954
34 PHARUS ASIAN NICHES	PHSAN	LU1867072735	107.99	110.1	2.0%	11	844 303
35 PHARUS MARZOTTO ACTIVE DIVERSIFIED Q	PHSMAD	LU1371515294	-	-	-	-	-
36 PHARUS SICAV - BEST REGULATED COMPANIES	PHSTED	LU1868872802	95.91	94.86	-1.1%	-	-
37 PHARUS SICAV - CONSERVATIVE	PHSARQ	LU1136401467	107.74	107.65	-0.1%	-	-
38 PHARUS TREND PLAYER CLASS Q	PHSTPQ	LU1253867847	171.79	177.28	3.2%	-	-
39 PLURIMA STRATEGY PORTFOLIO A LISTED	PPSPDF	IE00BVDPXK98	11.72	11.89	1.5%	-	-
40 SELECTRA J. LAMARCK BIOTECH CLASS D	SELJLB	LU1246176264	140.62	146.16	3.9%	1	601
41 SELECTRA J. LAMARCK PHARMA CLASS D	SELJLP	LU1246176850	94.98	98.56	3.8%	-	-
42 SUMUS STRATEGIC FUND CLASSE Q EUR	HPSBYN	LU1176783774	11.44	11.48	0.3%	3	94 892
43 TIMEO BEST GLOBAL MANAGERS FLEX EQUITY	TNSBEQ	LU1850436491	100.46	100.23	-0.2%	-	-
44 UCAPITAL MULTI ALPHA PLUS FUND A LISTED	PMALPF	IE00BVH9S999	8.208	8.208	0.0%	-	-
45 VARENNE VALEUR QUOTA IT	VVAITA	FR0013216991	120.15	117.6	-2.1%	-	-

Markets Analysis

Piazza degli Affari, 6 - 20123 Milano
T +39 02 724261 | Fax +39 02 8646.4323
e-mail: markets_analysis@borsaitaliana.it
www.borsaitaliana.it

This document contains text, data, graphics, photographs, illustrations, artwork, names, logos, trade marks, service marks and information ("Information") connected with Borsa Italiana S.p.A. ("Borsa Italiana").

All reasonable efforts have been made to ensure that the Information in this document was correct at the time of publication. However, Borsa Italiana Spa accepts no liability for decisions taken, or systems-related or other work carried out by any party based on this document. The publication of this document does not represent solicitation, by Borsa Italiana, of public saving and is not to be considered as a recommendation by Borsa Italiana as to the suitability of the investment, if any, herein described.

© January 2021 Borsa Italiana S.p.A. All rights reserved.