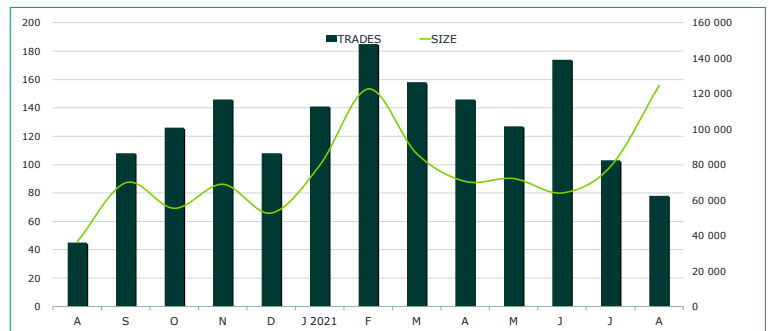
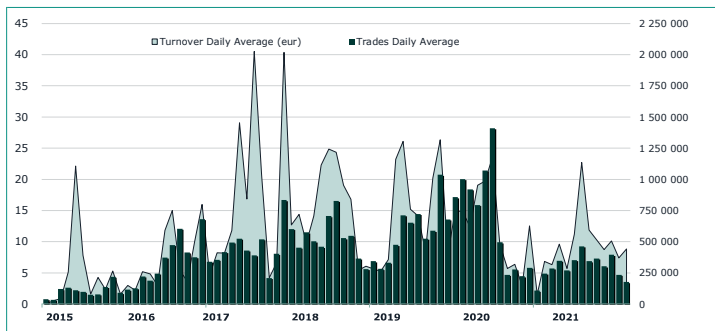


ATFund Statistics
August 2021
TRADING EVOLUTION

MAIN INDICATORS

	LISTED FUNDS			TRADING		
	LISTED END OF MONTH	eur m 30/07/2021	AUM in MT eur m 31/08/2021	JULY 2021 Turnover eur m	AUGUST 2021 Turnover eur m	JAN - AUG 2021 Turnover eur m
CORPORATE AND GOV. BOND	24	62.44	62.97	0.4	0.4	13.57
DEVELOPED MARKETS	22	49.14	49.46	0.8	0.3	15.15
EMERGING	1	0.36	0.38	0.0	0.0	0.04
STYLE						
OTHERS	43	367.79	374.39	6.9	9.1	67.23
TOTAL	90	479.73	487.20	8.14	9.73	95.99

MOST TRADED IN THE MONTH BY TURNOVER

Name	Trading Code	ISIN	TURNOVER eur m	% TOT
1 NEW MILLEN MULTI ASSET OPPORTUN CLASSE L	NMMAO	LU1363165751	2.70	27.7%
2 QSF - FAMILY GLOBAL VALUE EUR Q ACC	QSFFGV	LU2264552998	2.52	25.9%
3 PHARUS ASIAN NICHES	PHSAN	LU1867072735	2.04	21.0%
4 PHARUS SICAV_CONSERVATIVE	PHSARQ	LU1136401467	0.78	8.0%
5 COMPAM FUND GLOBAL FLEXIBLE BLEND	COMGFB	LU1769738383	0.30	3.1%
6 OPEN CAPITAL PROFESSIONAL	OCPP1	IT0005279754	0.20	2.1%
7 ACOMEA BREVE TERMINE CLASSE Q2	ACABRT	IT0005090870	0.16	1.7%
8 ALESSIA - VOLCOR BETA ZERO CLASS Q	AVBZ01	LU1238726811	0.15	1.5%
9 PHARUS SICAV - BEST REGULATED COMPANIES	PHSTED	LU1868872802	0.15	1.5%
10 ATOMO GLOBAL RETURN - CLASSE L	ATMGLR	LU1391065395	0.12	1.3%

MOST TRADED IN THE YEAR BY TURNOVER

Name	Trading Code	ISIN	TURNOVER eur m	% TOT
1 OPEN CAPITAL TOTAL RETURN CLASSE L	OCPTR	IT0005279515	12.60	13.1%
2 NEW MILLENNIUM TOTAL RETURN FLEXIBLE	NMTRF	LU2249747283	11.32	11.8%
3 NEW MILLEN MULTI ASSET OPPORTUN CLASSE L	NMMAO	LU1363165751	11.30	11.8%
4 OPEN CAPITAL PROFESSIONAL	OCPP1	IT0005279754	8.89	9.3%
5 ACOMEA LIQUIDITA' CLASSE Q2	ACALIQ	IT0005090854	6.30	6.6%
6 PHARUS ASIAN NICHES	PHSAN	LU1867072735	5.68	5.9%
7 QSF - FAMILY GLOBAL VALUE EUR Q ACC	QSFFGV	LU2264552998	4.56	4.8%
8 PHARUS SICAV EUROPE TOTAL RETURN CLASS Q	PSEAFQ	LU1437803767	3.83	4.0%
9 FINLABO DYNAMIC EQUITY - CLASSE L	FINLDE	LU1397788552	3.00	3.1%
10 8A+ EIGER - CLASSE Q	8AECQ	IT0005114530	2.52	2.6%

What is ATFund (@Fund)

ATFund is a multilateral trading facilities (MTF) for open-end funds.

Clients can enter buy and sell orders between 8:00 a.m. and 10:55 a.m. Orders must indicate the quantity only.

Between 10:55 and 11 a.m. only the Appointed Intermediary can insert orders to execute the imbalance between buy and sell quantities. Trades are concluded within one minute after 11 am.

Contracts concluded at T are valued the following day (T+1) with the NAV (in Euro) as of day T provided by the issuers of listed funds by the cut-off time (5:00 pm).

Trades, valued at NAV, are settled in Monte Titoli the third day following the conclusion of contracts (T+3).

News:

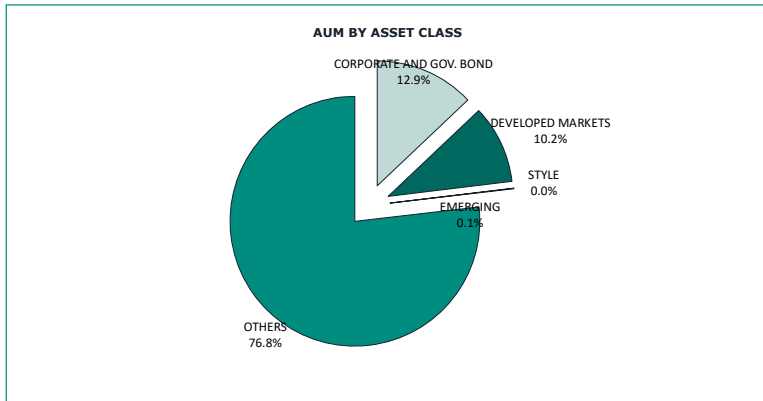
ATFund AUM reached €487.20m

Note: ATFund figures are included in the ETFplus until September 2018

TURNOVER	JULY 2021		AUGUST 2021			YEAR 2021		
	Trades	Turnover eur m	Trades	Turnover eur m	Trades	% TOT	Turnover eur m	% TOT
0								
20 000	56	0.37	38	0.27	570	51.3%	4.07	4.2%
50 000	16	0.56	19	0.55	241	21.7%	8.00	8.3%
100 000	14	0.98	5	0.35	119	10.7%	7.97	8.3%
500 000	13	3.22	12	2.28	150	13.5%	31.69	33.0%
500 000	4	3.02	4	6.28	32	2.9%	44.26	46.1%
TOTAL	103	8.14	78	9.73	1 112		95.99	

FOCUS

FUNDS WITH HIGHEST TURNOVER				
MONTH	NAME	TRADING CODE	ISIN	EUR
AUGUST	PHARUS LIQUIDITY CLASS Q	PHSLQ	LU1136401384	318 798
SEPTEMBER	NEW MILLEN MULTI ASSET OPPORTUN CLASSE L	NMMAO	LU1363165751	1 869 352
OCTOBER	PHARUS GLOBAL VALUE EQUITY CLASS QH	PSGVQH	LU1371515880	2 853 462
NOVEMBER	OPEN CAPITAL TOTAL RETURN CLASSE L	OCPTR	IT0005279515	1 680 064
DECEMBER	OPEN CAPITAL TOTAL RETURN CLASSE L	OCPTR	IT0005279515	824 934
JANUARY 2021	BA+ EIGER - CLASSE Q	BAECQ	IT0005114530	2 523 100
FEBRUARY	ACOMEA LIQUIDITA' CLASSE Q2	ACALIQ	IT0005090854	5 683 537
MARCH	NEW MILLENNIUM TOTAL RETURN FLEXIBLE	NMTRF	LU2249472283	7 996 524
APRIL	OPEN CAPITAL TOTAL RETURN CLASSE L	OCPTR	IT0005279515	4 149 652
MAY	OPEN CAPITAL PROFESSIONAL	OCPEI	IT0005279754	3 707 709
JUNE	OPEN CAPITAL TOTAL RETURN CLASSE L	OCPTR	IT0005279515	2 270 522
JULY	NEW MILLEN MULTI ASSET OPPORTUN CLASSE L	NMMAO	LU1363165751	2 505 357
AUGUST	NEW MILLEN MULTI ASSET OPPORTUN CLASSE L	NMMAO	LU1363165751	2 695 057



MAIN INDICATORS - DEVELOPED MARKETS

Name	Trading Code	ISIN	Reference Price		Var %	AUGUST 2021		JAN - AUG 2021	
			30/07/2021	31/08/2021		trades	Turnover C	trades	Turnover C
1 BA+ EIGER - CLASSE Q	BAECQ	IT0005114530	122.3	124.466	1.8%	-	-	1	2 523 100
2 BA+ GRAN PARADISO - CLASSE Q	BAGCQ	IT0005137770	81.125	80.68	-0.5%	-	-	-	-
3 ACOMEIA AMERICA CLASSE Q2	ACAAME	IT0005091142	28.939	29.188	0.9%	-	-	4	1 063
4 ACOMEIA ASIA PACIFICO CLASSE Q2	ACAAPA	IT0005091183	7.907	8.074	2.1%	2	16 364	8	43 302
5 ACOMEIA EUROPA CLASSE Q2	ACAELP	IT0005091167	18.92	19.57	3.4%	-	-	3	1 306
6 ACOMEIA GLOBALE CLASSE Q2	ACAGLO	IT0005091100	18.003	18.41	2.3%	1	3 650	5	35 818
7 ACOMEIA PMITALIA ESG CLASSE Q2	ACAITA	IT0005091233	31.137	32.339	3.9%	1	12 156	6	73 849
8 ALESSIA - VOLCOR BETA ZERO CLASS Q	AVBZ01	LU1238726811	113.26	114.61	1.2%	1	148 275	6	550 838
9 APSLEY FUND IC4V - OPTIMA STAR FUND	OPTMSF	IE00B0Z9X585	-	-	-	-	-	-	-
10 ATOMO MADE IN ITALY FUND - CLASSE L	ATMMIF	LU1391064828	173.73	199.62	14.9%	-	-	5	157 808
11 COMPAM ACTIVE EQUITY SELECTION CLASSE Q	COMAES	LU1275426606	-	-	-	-	-	1	6 980
12 COMPAM ACTIVE GLOBAL LONG SHORT	COMAEE	LU1275425897	99.898	100.52	0.6%	-	-	-	-
13 COMPAM FUND - SB EQUITY CLASSE Q	COMSBE	LU1275426275	150.81	152.918	1.4%	-	-	9	194 279
14 COMPAM FUND ACTIVE GLOBAL EQUITY	COMGEQ	LU1783934646	-	-	-	-	-	-	-
15 FINLABO DYNAMIC EQUITY - CLASSE L	FINLDE	LU1397788552	100.62	101.88	1.3%	-	-	8	3 002 523
16 NEW MILLENNIUM EURO EQUITIES CLASSE L	NMEE	LU1148873406	74.63	76.5	2.5%	-	-	-	-
17 NEW MILLENNIUM GLOBAL EQUITIES EUR HED L	NMGE	LU1148873588	132.52	136.73	3.2%	-	-	1	4 928
18 PHARUS GLOBAL VALUE EQUITY CLASS Q	PSGVQ	LU1371515534	149.75	150.43	0.5%	2	11 388	15	653 720
19 PHARUS GLOBAL VALUE EQUITY CLASS QH	PSGVQH	LU1371515880	147.8	148.3	0.3%	1	21 593	9	2 023 729
20 PHARUS GLOBAL VALUE EQUITY CLASS QHD	PSGVQHD	LU1574104151	121.49	121.9	0.3%	-	-	1	46 908
21 PHARUS INTERNATION EQUITY QUANT CLASS Q	PHSIEQ	LU1136402192	120.22	122.94	2.3%	-	-	-	-
22 PHARUS SICAV ELECTRIC MOBILITY NICHES	PHSEMN	LU1867072495	159.83	161.04	0.8%	3	12 659	25	1 979 329
23 PHARUS SICAV EUROPE TOTAL RETURN CLASS Q	PSEAFQ	LU1437803767	118.5	119.02	0.4%	2	53 459	16	3 832 217
24 PHARUS SICAV NEXT REVOLUTION CLASS Q	PHSVQ	LU1136401970	148.21	154.56	4.3%	3	21 666	3	21 666
25 VG SICAV EUROPEAN EQUITY FUND CLASSE L	VGEIEQ	LU1501201872	-	-	-	-	-	-	-
26 VG SICAV US EQUITY FUND CLASSE L	VGUSEQ	LU1501194218	-	-	-	-	-	-	-

MAIN INDICATORS - CORPORATE AND GOV. BOND

Name	Trading Code	ISIN	30/07/2021	Reference Price		Var %	AUGUST 2021		JAN - AUG 2021	
				31/08/2021			Trades	Turnover C	Trades	Turnover C
1 ACOMEA BREVE TERMINE CLASSE Q2	ACABRT	IT0005090870	17.652	17.956	1.7%	5	161.602	42	2.032.372	
2 ACOMEA EUROBLIGAZIONARIO CLASSE Q2	ACAEUO	IT0005090896	21.994	22.569	2.6%	1	30.108	16	240.994	
3 ACOMEA LIQUIDITA' CLASSE Q2	ACALIQ	IT0005090854	9.282	9.379	1.0%	3	44.745	42	6.295.439	
4 ACOMEA PERFORMANCE CLASSE Q2	ACAPER	IT0005090912	26.084	26.732	2.5%	2	12.152	19	964.594	
5 AISH LOW VOLATILITY FUND - E PLUS	AISMVU	LU1204065694	82.66	83.06	0.5%	-	-	19	391.407	
6 BASE INV BONDS VALUE CLASS EUR L	BOWVAL	LU1242466289	124.41	125.46	0.8%	-	-	1	80.794	
7 COMPAM FUND - SB BOND CLASSE Q	COMSB	LU1275426432	107.214	108.071	0.8%	-	-	4	107.081	
8 COMPAM FUND FLEXIBLE BOND CLASSE Q	COMFBO	LU1472302576	105.746	105.922	0.2%	1	74.038	16	2.013.478	
9 INVESTIMENTI SOSTENIBILI LIFEGATE	LGINVS	IT0005215709	108.475	108.837	0.3%	-	-	-	-	
10 NEW MILLEN EVERG GL HI YLD BOND CLASSE L	NMEGH	LU1362165918	92.39	92.34	-0.1%	-	-	-	-	
11 NEW MILLENNIUM AUGUST HIGH QUALIT BOND L	NMHQB	LU1148873745	161.08	161.32	0.1%	-	-	-	-	
12 NEW MILLENNIUM AUGUSTUM CORPORATE BOND L	NMCB	LU1148874396	246.55	246.99	0.2%	-	-	2	15.648	
13 NEW MILLENNIUM EURO BONDS SHORT TERM L	NMEBST	LU1148873661	136.83	136.63	-0.1%	-	-	1	41.172	
14 NEW MILLENNIUM EX EUR HIGH QUALIT BOND L	NMEXHQ	LU1148873828	109.01	109.54	0.5%	-	-	-	-	
15 NEW MILLENNIUM INFLAT LINK BOND EUROP L	NMILB	LU1148874040	112.21	112.28	0.1%	-	-	-	-	
16 NEW MILLENNIUM ITALIAN DIVERSIF BOND L	NMIDB	LU1148874479	145.32	145.77	0.3%	-	-	3	16.192	
17 NEW MILLENNIUM LARGE EUROPE CORPORATE L	NMLEC	LU1148874123	147.34	146.96	-0.3%	-	-	2	319.055	
18 PHARUS BOND OPPORTUNITIES CLASS Q	PHSBOQ	LU1136401111	102.41	102.55	0.1%	1	21.722	6	114.657	
19 PHARUS LIQUIDITY CLASS Q	PHSLQ	LU1136401384	103.74	103.78	0.0%	-	-	3	216.380	
20 PHARUS MARZOTTO ACTIVE BOND Q	PHSMAB	LU1371515021	-	-	-	-	-	-	-	
21 PHARUS TARGET CLASS Q	PHSTQ	LU1136402432	74.71	74.98	0.4%	1	16.165	8	168.087	
22 PLURIMA GLOBAL STAR RETURN FUND A LISTED	POGSRF	IE008222401	-	-	-	-	-	-	-	
23 QSF - EUROPEAN HIGH YIELD BOND Q ACC	QSFHYH	LU2264552642	100.45	100.81	0.4%	-	-	3	550.095	
24 VG SICAV GLOBAL BOND CLASSE L	VGLBD	LU1501204389	-	-	-	-	-	-	-	

MAIN INDICATORS - EMERGING, STYLE AND OTHERS

Name	Trading Code	ISIN	30/07/2021	Reference Price		Var %	AUGUST 2021		JAN - AUG 2021	
				31/08/2021			Trades	Turnover C	Trades	Turnover C
1 BA+ LATEMAR - CLASSE Q	SALCQ	IT0005114522	112.944	113.513	0.5%	-	-	-	-	
2 ACOMEA PAESI EMERGENTI CLASSE Q2	ACAPEM	IT0005091126	11.655	12.004	3.0%	2	825	19	36.410	
3 ACOMEA PATRIMONIO AGGRESSIVO CLASSE Q2	ACAAGG	IT0005091084	5.367	5.493	2.3%	-	-	9	337.739	
4 ACOMEA PATRIMONIO DINAMICO CLASSE Q2	ACADIN	IT0005091068	6.739	6.868	1.9%	-	-	9	259.248	
5 ACOMEA PATRIMONIO ESENTE CLASSE Q2	ACAESE	IT0005252801	6.883	7.134	3.6%	-	-	8	58.023	
6 ACOMEA PATRIMONIO PRUDENTE CLASSE Q2	ACAPRU	IT0005091019	7.329	7.522	2.7%	-	-	5	38.852	
7 ALESSIA - ABSOLUTE RETURN MACRO CLASS Q	AARM01	LU1238726654	108.18	108.4	0.2%	-	-	10	292.540	
8 AMAGIS DYNAMIC ALLOC TOT RET FUND LI EUR	ADA113	MT7000015665	100.1	101.81	1.7%	-	-	1	14.426	
9 AQA COLOMBO EXTRA RETURN FUND CLASS D	CKR	MT7000024006	105.9911	108.8049	2.7%	-	-	8	208.454	
10 ATOMO CARPINUS - CLASSE L	ATMCAR	LU1391065718	-	-	-	-	-	-	-	
11 ATOMO GLOBAL RETURN - CLASSE L	ATMGLR	LU1391065395	90.75	91.47	0.8%	3	123.317	25	678.557	
12 ATOMO PLAB FLEX ABSOLUTE FUND - CLASSE L	ATMPLF	LU1391065551	105.53	105.61	0.1%	-	-	1	10.676	
13 BASE INV BONDS MULTICURRENCY CLASS EUR L	BONMUL	LU1242466446	-	-	-	-	-	1	103.895	
14 BASE INV FLEX LOW RISK EXPOS CLASS EUR L	FLEXLO	LU1242466875	112.58	112.95	0.3%	-	-	4	2.330.001	
15 COMPAM FUND - SB FLEXIBLE CLASSE Q	COMSBF	LU1275426358	105.476	105.735	0.2%	-	-	1	10.035	
16 COMPAM FUND ACTIVE BOND PLUS	COMABP	LU2039551171	-	-	-	-	-	-	-	
17 COMPAM FUND GLOBAL FLEXIBLE BLEND	COMGFB	LU1769738383	100.333	100.011	-0.3%	2	301.467	38	1.608.099	
18 COMPAM FUND SB CONVEX CLASSE Q	COMSBC	LU1468073046	131.048	123.976	-5.4%	-	-	32	201.640	
19 COMPAM GLOBAL DIVERSIFIED CLASSE Q	COMGDD	LU1275426515	101.688	102.772	1.1%	-	-	-	-	
20 EUREGID - GENERATION DYNAMIC FIR	PGCDIP	IT0005347585	100.68	100	0.0%	-	-	-	-	
21 FCS FLEX ABLE GROWTH PLUS FUND CLASS B	FLEXAP	LU1720052098	-	-	-	-	-	-	-	
22 INTERMONTE FLEXIBLE EUROPE	INTE	LU1688121104	11.21	11.34	1.2%	-	-	5	52.868	
23 MULTI STAR SICAV - HEARTH ETHICAL FUND	MSHEEQ	LU1838049607	-	-	-	-	-	-	-	
24 MULTISTARS SICAV-ALFASUSTAINABLEMEGATREN	MSOCCQ	LU1838049516	-	-	-	-	-	-	-	
25 NEW MILLEN MULTI ASSET OPPORTUN CLASSE L	NMMAO	LU1363165751	109.1	109.7	0.5%	9	2.695.057	98	11.297.457	
26 NEW MILLENNIUM AUGUSTUM MARKET TIMING L	NMMT	LU1148874636	122.08	122.98	0.7%	-	-	-	-	
27 NEW MILLENNIUM BALANC WORLD CONSERVAT L	NMBWC	LU1148874552	167.05	167.22	0.1%	-	-	1	9.862	
28 NEW MILLENNIUM PIR BILANCIATO SIST ITA L	NMPBSI	LU1602468800	109.73	110.24	0.5%	-	-	-	-	
29 NEW MILLENNIUM TOTAL RETURN FLEXIBLE	NMTRF	LU2249472883	128.39	128.52	0.1%	-	-	8	11.315.793	
30 NEW MILLENNIUM VOLACTIVE CLASSE L	NMVOL	LU1148874800	106.84	108.06	1.1%	-	-	-	-	
31 OPEN CAPITAL PROFESSIONAL	OCPPI	IT0005279754	103.794	105.223	1.4%	4	204.861	121	8.886.378	
32 OPEN CAPITAL TOTAL RETURN CLASSE L	OCPTR	IT0005279515	113.744	114.061	0.3%	5	81.923	175	12.599.737	
33 PHARUS ALGO FLEX CLASS Q	PHSAFQ	LU1136402788	101.59	102.08	0.5%	3	51.220	65	1.643.083	
34 PHARUS ASIAN NICHES	PHSAN	LU1867072735	120.68	122.42	1.4%	4	2.040.225	49	5.678.387	
35 PHARUS MARZOTTO ACTIVE DIVERSIFIED Q	PHSMAD	LU1371515294	-	-	-	-	-	-	-	
36 PHARUS SICAV - BASIC FUND Q	HPSBAS	LU1176781729	25.05	28.01	11.8%	3	92.199	21	2.332.303	
37 PHARUS SICAV - BEST REGULATED COMPANIES	PHSTED	LU1868872802	100.41	102.08	1.7%	1	147.168	6	617.627	
38 PHARUS SICAV - CONSERVATIVE	PHSARQ	LU1136401467	112.47	112.85	0.3%	5	775.838	14	1.274.437	
39 PHARUS TREND PLAYER CLASS Q	PHSTPQ	LU1253867847	186.94	190.14	1.7%	-	-	2	5.141	
40 PLURIMA STRATEGY PORTFOLIO A LISTED	PPSPDF	IE008VDPKX98	12.028	12.177	1.2%	-	-	-	-	
41 QSF - FAMILY GLOBAL VALUE EUR Q ACC	QSFHGV	LU2264552998	100.52	100.49	0.0%	1	2.516.000	9	4.563.144	
42 SELECTRA J. LAMARCK BIOTECH CLASS D	SELJLB	LU1246176264	154.78	164.64	6.4%	1	645	20	178.254	
43 SELECTRA J. LAMARCK PHARMA CLASS D	SELJLP	LU1246176850	112.06	115.84	3.4%	-	-	1	298	
44 SUMUS STRATEGIC FUND CLASSE Q EUR	HPSOYN	LU1176783774	11.66	11.73	0.6%	-	-	18	326.762	
45 TIMEO BEST GLOBAL MANAGERS FLEX EQUITY	TNSBEQ	LU1850436491	101.8	102.5	0.7%	2	20.432	9	75.567	
46 UCAPITAL MULTI ALPHA PLUS FUND A LISTED	PMALPF	IE008V9H9599	8.208	8.208	0.0%	-	-	-	-	
47 VARENNE VALEUR QUOTA IT	VVAITA	FR0013216991	135.79	136.53	0.5%	3	15.646	6	220.201	

Markets Analysis
Piazza degli Affari, 6 - 20123 Milano
T +39 02 724261 | Fax +39 02 8646.4323
e-mail: markets_analysis@borsaitaliana.it
www.borsaitaliana.it



This publication is for information purposes only and is not a recommendation to engage in investment activities. This publication is provided "as is" without representation or warranty of any kind. Whilst all reasonable care has been taken to ensure the accuracy of the content, Euronext does not guarantee its accuracy or completeness. Euronext will not be held liable for any loss or damages of any nature ensuing from using, trusting or acting on information provided. No information set out or referred to in this publication shall form the basis of any contract. The creation of rights and obligations in respect of financial products that are traded on the exchanges operated by Euronext's subsidiaries shall depend solely on the applicable rules of the market operator. All proprietary rights and interest in or connected with this publication shall vest in Euronext. No part of it may be redistributed or reproduced in any form without the prior written permission of Euronext. Euronext refers to Euronext N.V. and its affiliates. Information regarding trademarks and intellectual property rights of Euronext is located at www.euronext.com/terms-use
© 2021, Euronext N.V. - All rights reserved.