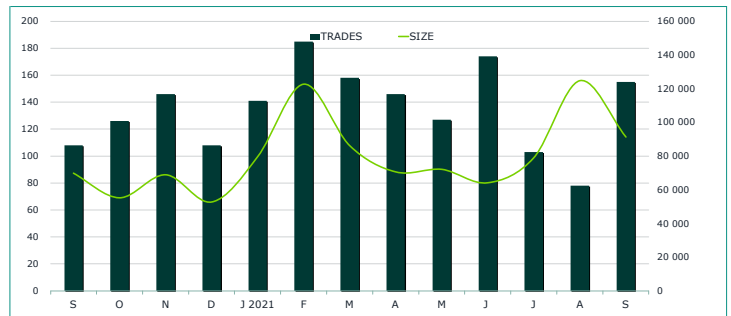
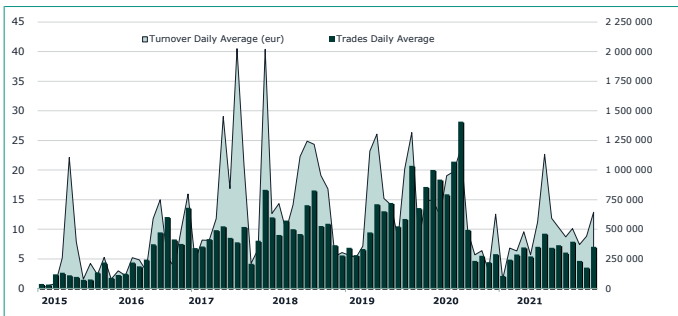


**ATFund Statistics**
**September 2021**
**TRADING EVOLUTION**

**MAIN INDICATORS**
**LISTED FUNDS**

	LISTED END OF MONTH	AUM in MT	
		eur m 31/08/2021	eur m 30/09/2021
<b>CORPORATE AND GOV. BOND</b>	23	62.97	62.19
<b>DEVELOPED MARKETS</b>	22	49.46	51.67
<b>EMERGING</b>	1	0.38	0.37
<b>STYLE</b>			
<b>OTHERS</b>	41	374.39	377.66
<b>TOTAL</b>	<b>87</b>	<b>487.20</b>	<b>491.88</b>

**TRADING**

	AUGUST 2021	SEPTEMBER 2021	JAN - SEP 2021
	Turnover eur m	Turnover eur m	Turnover eur m
<b>CORPORATE AND GOV. BOND</b>	0.4	0.8	14.37
<b>DEVELOPED MARKETS</b>	0.3	2.8	17.94
<b>EMERGING</b>	0.0	0.0	0.04
<b>STYLE</b>			
<b>OTHERS</b>	9.1	10.6	77.80
<b>TOTAL</b>	<b>9.73</b>	<b>14.16</b>	<b>110.15</b>

**MOST TRADED IN THE MONTH BY TURNOVER**

Name	Trading Code	ISIN	TURNOVER	
			eur m	% TOT
1 OPEN CAPITAL PROFESSIONAL	OCPP1	IT0005279754	3.01	21.2%
2 ACOMEA PMITALIA ESG CLASSE Q2	ACAITA	IT0005091233	2.11	14.9%
3 QSF - FAMILY GLOBAL VALUE EUR Q ACC	QSFFGV	LU2264552998	1.51	10.6%
4 OPEN CAPITAL TOTAL RETURN CLASSE L	OCPTR	IT0005279515	1.47	10.4%
5 PHARUS SICAV - BASIC FUND Q	HPSBAS	LU1176781729	1.37	9.7%
6 NEW MILLEN MULTI ASSET OPPORTUN CLASSE L	NMMAO	LU11363165751	1.11	7.8%
7 NEW MILLENNIUM BALANC WORLD CONSERVAT L	NMBWC	LU1148874552	0.60	4.2%
8 ACOMEA BREVE TERMINE CLASSE Q2	ACABRT	IT0005090870	0.41	2.9%
9 PHARUS SICAV CONSERVATIVE	PHSARQ	LU1136401467	0.41	2.9%
10 AQA COLOMBO EXTRA RETURN FUND CLASS D	CXR	MT7000024006	0.37	2.6%

**MOST TRADED IN THE YEAR BY TURNOVER**

Name	Trading Code	ISIN	TURNOVER	
			eur m	% TOT
1 OPEN CAPITAL TOTAL RETURN CLASSE L	OCPTR	IT0005279515	14.07	12.8%
2 NEW MILLEN MULTI ASSET OPPORTUN CLASSE L	NMMAO	LU1363165751	12.40	11.3%
3 OPEN CAPITAL PROFESSIONAL	OCPP1	IT0005279754	11.90	10.8%
4 NEW MILLENNIUM TOTAL RETURN FLEXIBLE	NMTRF	LU2249747283	11.32	10.3%
5 ACOMEA LIQUIDITA' CLASSE Q2	ACALIQ	IT0005090854	6.32	5.7%
6 QSF - FAMILY GLOBAL VALUE EUR Q ACC	QSFFGV	LU2264552998	6.07	5.5%
7 PHARUS ASIAN NICHES	PHSAN	LU1867072735	5.78	5.2%
8 PHARUS SICAV EUROPE TOTAL RETURN CLASS Q	PSEAFQ	LU1437803767	3.83	3.5%
9 PHARUS SICAV - BASIC FUND Q	HPSBAS	LU1176781729	3.71	3.4%
10 FINLABO DYNAMIC EQUITY - CLASSE L	FINLDE	LU1397788552	3.32	3.0%

**What is ATFund (@Fund)**

ATFund is a multilateral trading facilities (MTF) for open-end funds.

Clients can enter buy and sell orders between 8:00 a.m. and 10:55 a.m. Orders must indicate the quantity only.

Between 10:55 and 11 a.m. only the Appointed Intermediary can insert orders to execute the imbalance between buy and sell quantities. Trades are concluded within one minute after 11 am. Contracts concluded at T are valued the following day (T+1) with the NAV (in Euro) as of day T provided by the issuers of listed funds by the cut-off time (5:00 pm). Trades, valued at NAV, are settled in Monte Titoli the third day following the conclusion of contracts (T+3).

**News:**

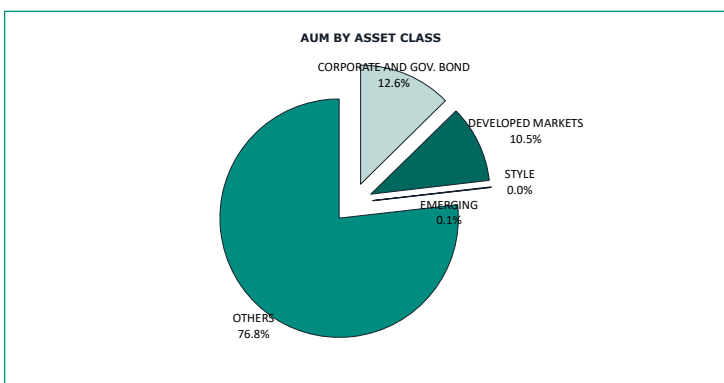
ATFund AUM reached €491.88m

Note: ATFund figures are included in the ETFplus until September 2018

TURNOVER	AUGUST 2021		SEPTEMBER 2021		YEAR 2021		
	Trades	Turnover eur m	Trades	Turnover eur m	% TOT	Turnover eur m	% TOT
0							
20 000	38	0.27	93	0.78	663	4.84	4.4%
50 000	19	0.55	27	0.98	268	8.98	8.2%
100 000	5	0.35	10	0.72	129	8.69	7.9%
500 000	12	2.28	18	3.20	168	34.89	31.7%
500 000	4	6.28	7	8.49	39	52.74	47.9%
<b>TOTAL</b>	<b>78</b>	<b>9.73</b>	<b>155</b>	<b>14.16</b>	<b>1 267</b>	<b>110.15</b>	

## FOCUS

FUNDS WITH HIGHEST TURNOVER				
MONTH	NAME	TRADING CODE	ISIN	EUR
SEPTEMBER	NEW MILLEN MULTI ASSET OPPORTUN CLASSE L	NMMAO	LU1363165751	1 869 352
OCTOBER	PHARUS GLOBAL VALUE EQUITY CLASS QH	PSGVQH	LU1371515880	2 853 462
NOVEMBER	OPEN CAPITAL TOTAL RETURN CLASSE L	OCPTR	IT0005279515	1 680 064
DECEMBER	OPEN CAPITAL TOTAL RETURN CLASSE L	OCPTR	IT0005279515	824 934
JANUARY 2021	8A+ EIGER - CLASSE Q	BAECQ	IT0005114530	2 523 100
FEBRUARY	ACOMEA LIQUIDITA' CLASSE Q2	ACALIQ	IT0005090854	5 683 537
MARCH	NEW MILLENNIUM TOTAL RETURN FLEXIBLE	NMTRF	LU2249747283	7 996 524
APRIL	OPEN CAPITAL TOTAL RETURN CLASSE L	OCPTR	IT0005279515	4 149 652
MAY	OPEN CAPITAL PROFESSIONAL	OCPEP	IT0005279754	3 707 709
JUNE	OPEN CAPITAL TOTAL RETURN CLASSE L	OCPTR	IT0005279515	2 270 522
JULY	NEW MILLEN MULTI ASSET OPPORTUN CLASSE L	NMMAO	LU1363165751	2 505 357
AUGUST	NEW MILLEN MULTI ASSET OPPORTUN CLASSE L	NMMAO	LU1363165751	2 695 057
SEPTEMBER	OPEN CAPITAL PROFESSIONAL	OCPEP	IT0005279754	3 008 863



## MAIN INDICATORS - DEVELOPED MARKETS

Name	Trading Code	ISIN	Reference Price			SEPTEMBER 2021		JAN - SEP 2021	
			31/08/2021	30/09/2021	Var %	trades	Turnover C	trades	Turnover C
1 8A+ EIGER - CLASSE Q	BAECQ	IT0005114530	124.466	120.333	-3.3%	1	5 935	2	2 529 035
2 8A+ GRAN PARADISO - CLASSE Q	BAGCQ	IT0005137770	80.68	-	n.a.	-	-	-	1 063
3 ACOMEIA AMERICA CLASSE Q2	ACAAME	IT0005091142	29.188	28.504	-2.3%	-	-	4	-
4 ACOMEIA ASIA PACIFICO CLASSE Q2	ACAAPA	IT0005091183	8.074	8.243	2.1%	1	8 199	9	51 501
5 ACOMEIA EUROPA CLASSE Q2	ACAEUP	IT0005091167	19.57	19.385	-0.9%	1	2 460	4	3 767
6 ACOMEIA GLOBALE CLASSE Q2	ACAGLO	IT0005091100	18.41	18.177	-1.3%	-	-	5	35 818
7 ACOMEIA PMITALIA ESG CLASSE Q2	ACAITA	IT0005091233	32.339	32.126	-0.7%	3	2 105 995	9	2 179 844
8 ALESSIA - VOLCOR BETA ZERO CLASS Q	AVBZ01	LU1238726811	114.61	110.63	-3.5%	1	10 441	7	561 280
9 APSLEY FUND ICAV - OPTIMA STAR FUND	OPTMSF	IE008029X585	-	-	-	-	-	-	-
10 ATOMO MADE IN ITALY FUND - CLASSE L	ATMMIF	LU1391064828	199.62	204.28	2.3%	1	9 980	6	167 788
11 COMPAM ACTIVE EQUITY SELECTION CLASSE Q	COMAES	LU1275426606	-	-	-	-	-	1	6 980
12 COMPAM ACTIVE GLOBAL LONG SHORT	COMAEE	LU1275425897	100.52	100.675	0.2%	-	-	-	-
13 COMPAM FUND - SB EQUITY CLASSE Q	COMSBE	LU1275426275	152.918	147.102	-3.8%	-	-	9	194 279
14 COMPAM FUND ACORO GLOB EQUITY LONG-ONLY	COMACO	LU2339391539	-	-	-	-	-	-	-
15 COMPAM FUND ACTIVE GLOBAL EQUITY	COMGEQ	LU1783934646	-	-	-	-	-	-	-
16 FINLABO DYNAMIC EQUITY - CLASSE L	FINLDE	LU1397788552	101.88	100.68	-1.2%	3	315 881	11	3 318 404
17 NEW MILLENNIUM EURO EQUITIES CLASSE L	NMEE	LU1148873406	76.5	74.66	-2.4%	-	-	-	-
18 NEW MILLENNIUM GLOBAL EQUITIES EUR HED L	NMGE	LU1148873588	136.73	131.14	-4.1%	-	-	1	4 928
19 PHARUS GLOBAL VALUE EQUITY CLASS Q	PSGVQ	LU1371515534	150.43	149.2	-0.8%	2	206 559	17	860 279
20 PHARUS GLOBAL VALUE EQUITY CLASS QH	PSGVQH	LU1371515880	148.3	146.14	-1.5%	1	44 106	10	2 067 835
21 PHARUS GLOBAL VALUE EQUITY CLASS QHD	PSGQHD	LU1574104151	121.9	118.57	-2.7%	-	-	1	46 908
22 PHARUS INTERNATIONAL EQUITY QUANT CLASS Q	PHSIEQ	LU1136402192	122.94	118.63	-3.5%	1	27 940	1	27 940
23 PHARUS SICAV ELECTRIC MOBILITY NICHES	PHSEMN	LU1867072495	161.04	160.27	-0.5%	2	9 920	27	1 989 249
24 PHARUS SICAV EUROPE TOTAL RETURN CLASS Q	PSEAFQ	LU1437803767	119.02	119.2	0.2%	-	-	16	3 832 217
25 PHARUS SICAV NEXT REVOLUTION CLASS Q	PHSVQ	LU1136401970	154.56	147.2	-4.8%	2	41 310	5	62 976
26 VG SICAV EUROPEAN EQUITY FUND CLASSE L	VGUEUQ	LU1501201872	-	-	-	-	-	-	-
27 VG SICAV US EQUITY FUND CLASSE L	VGUSEQ	LU1501194218	-	-	-	-	-	-	-

## MAIN INDICATORS - CORPORATE AND GOV. BOND

Name	Trading Code	ISIN	31/08/2021	Reference Price 30/09/2021	Var %	SEPTEMBER 2021		JAN - SEP 2021	
						Trades	Turnover C	Trades	Turnover C
1 ACOMA BREVE TERMINE CLASSE Q2	ACABRT	IT0005909870	17.856	17.378	-3.2%	13	409.099	55	2.441.471
2 ACOMA EUROBLIGAZIONARIO CLASSE Q2	ACALJO	IT0005909895	22.569	21.619	-4.2%	10	143.831	26	384.824
3 ACOMA LIQUIDITA' CLASSE Q2	ACALIQ	IT0005909854	9.379	9.074	-3.3%	5	24.540	47	6.319.979
4 ACOMA PERFORMANCE CLASSE Q2	ACAPER	IT0005909912	26.732	25.433	-4.9%	1	440	20	965.035
5 AISM LOW VOLATILITY FUND - E PLUS	AISMLV	LU1280406684	83.06	81.99	-1.3%	1	8.243	20	399.650
6 BASE INV BONDS VALUE CLASS EUR L	BONVAL	LU1242466289	125.46	126.68	1.0%	-	-	1	80.794
7 COMPAM FUND - SB BOND CLASSE Q	COMSB	LU1275426432	108.071	107.856	-0.2%	-	-	4	107.081
8 COMPAM FUND FLEXIBLE BOND CLASSE Q	COMFBO	LU1472302576	105.522	104.961	-0.9%	1	116.267	17	2.129.745
9 INVESTIMENTI SOSTENIBILI LIFEGATE	LGINVS	IT0005215709	108.837	107.819	-0.9%	-	-	-	-
10 NEW MILLEN EVERG GL HI YLD BOND CLASSE L	NMEGH	LU1363165918	92.34	93.33	1.1%	-	-	-	-
11 NEW MILLENNIUM AUGUST HIGH QUALIT BOND L	NMHQB	LU1148873745	161.32	161.86	0.3%	-	-	-	-
12 NEW MILLENNIUM AUGUSTUM CORPORATE BOND L	NMCB	LU1148874396	246.99	246.75	-0.1%	-	-	2	15.648
13 NEW MILLENNIUM EURO BONDS SHORT TERM L	NMEBST	LU1148873661	136.63	136.51	-0.1%	1	6.831	2	48.003
14 NEW MILLENNIUM EX EUR HIGH QUALIT BOND L	NMEXHQ	LU1148873828	109.54	110.37	0.8%	-	-	-	-
15 NEW MILLENNIUM INFLAT LINK BOND EUROP L	NMILB	LU1148874040	112.28	112.71	0.4%	-	-	-	-
16 NEW MILLENNIUM ITALIAN DIVERSIF BOND L	NMIDB	LU1148874479	145.77	145.79	0.0%	3	14.564	6	39.756
17 NEW MILLENNIUM LARGE EUROPE CORPORATE L	NMLEC	LU1148874123	146.96	146.43	-0.4%	-	-	2	319.055
18 PHARUS BOND OPPORTUNITIES CLASS Q	PHSBOQ	LU1136401111	102.55	102.38	-0.2%	1	3.897	7	118.554
19 PHARUS LIQUIDITY CLASS Q	PHSLQ	LU1136401384	103.78	103.67	-0.1%	2	18.788	5	235.168
20 PHARUS MARZOTTO ACTIVE BOND Q	PHSMAB	LU11371515021	-	-	-	-	-	-	-
21 PHARUS TARGET CLASS Q	PHSTQ	LU1136402432	74.98	74.36	-0.8%	1	51.313	9	219.400
22 PLURIMA GLOBAL STAR RETURN FUND A LISTED	POGSRF	IE00B2228401	-	-	-	-	-	-	-
23 QSF - EUROPEAN HIGH YIELD BOND Q ACC	QSFHY	LU2264552642	100.81	100.67	-0.1%	-	-	3	550.095
24 VG SICAV GLOBAL BOND CLASSE L	VGLBLD	LU1501204389	-	-	-	-	-	-	-

## MAIN INDICATORS - EMERGING, STYLE AND OTHERS

Name	Trading Code	ISIN	31/08/2021	Reference Price 30/09/2021	Var %	SEPTEMBER 2021		JAN - SEP 2021	
						Trades	Turnover C	Trades	Turnover C
1 BA+ LATAMR - CLASSE Q	BALCQ	IT0005114522	113.513	112.781	-0.6%	-	-	-	-
2 ACOMA PAEST EMERGENTI CLASSE Q2	ACAPEM	IT0005911226	12.004	11.632	-3.1%	1	594	20	37.004
3 ACOMA PATRIMONIO AGGRESSIVO CLASSE Q2	ACAAGG	IT0005910884	5.493	5.394	-1.8%	-	-	9	337.739
4 ACOMA PATRIMONIO DINAMICO CLASSE Q2	ACADIN	IT0005910668	6.868	6.744	-1.8%	1	4.920	10	264.167
5 ACOMA PATRIMONIO ESENTI CLASSE Q2	ACAES	IT0005252801	7.134	7.04	-1.3%	1	1.784	9	59.807
6 ACOMA PATRIMONIO PRUDENTE CLASSE Q2	ACAPRU	IT0005910119	7.522	7.142	-5.1%	-	-	5	38.852
7 ALESSIA - ABSOLUTE RETURN MACRO CLASS Q	AARM01	LU1238726554	108.4	109.02	0.6%	1	19.618	11	312.158
8 AMAGIS DYNAMIC ALLOC TOT RET FUND LI EUR	ADA113	MT7000015665	101.81	100.37	-1.4%	-	-	1	14.426
9 AQA COLOMBO EXTRA RETURN FUND CLASS D	CR	MT7000024006	108.8049	108.0946	-0.7%	3	374.164	11	582.618
10 ATOMO CARPINUS - CLASSE L	ATMCAR	LU1391065718	-	-	-	-	-	-	-
11 ATOMO GLOBAL RETURN - CLASSE L	ATMGLR	LU1391065395	91.47	91.12	-0.4%	1	80.650	26	759.207
12 ATOMO PLAB FLEX ABSOLUTE FUND - CLASSE L	ATMPLF	LU1391065551	105.61	103.92	-1.6%	-	-	1	10.676
13 BASE INV BONDS MULTICURRENCY CLASS EUR L	BONMUL	LU1242466446	-	-	-	-	-	1	103.895
14 BASE INV FLEX LOW RISK EXPOS CLASS EUR L	FLEXLO	LU1242466875	112.95	113.41	0.4%	-	-	4	2.330.001
15 COMPAM FUND - SB FLEXIBLE CLASSE Q	COMSBF	LU1275426358	105.735	104.399	-1.3%	1	9.988	2	20.423
16 COMPAM FUND ACTIVE BOND PLUS	COMABP	LU2039855171	-	-	-	-	-	-	-
17 COMPAM FUND GLOBAL FLEXIBLE BLEND	COMGFB	LU1169973883	100.011	98.917	-1.1%	1	69.319	39	1.677.417
18 COMPAM FUND SB CONVEX CLASSE Q	COMSBC	LU11468873846	123.976	115.002	-7.2%	2	1.911	34	203.551
19 COMPAM GLOBAL DIVERSIFIED CLASSE Q	COMGDO	LU1275426515	102.772	102.892	0.1%	-	-	-	-
20 EUREGIO+ GENERATION DYNAMIC PIR	PPGDO	IT0005347585	100	100	0.0%	-	-	-	-
21 FCS FLEX ABLE GROWTH PLUS FUND CLASS B	FLEXAP	LU1720052098	-	-	-	-	-	-	-
22 INTERMONTE FLEXIBLE EUROPE	INTFE	LU1688213104	11.34	11.19	-1.3%	1	31.990	6	84.858
23 MULTI STAR SICAV - HEARTH ETHICAL FUND	MSHEEQ	LU1838949607	-	-	-	-	-	-	-
24 MULTISTARS SICAV-ALFASUSTAINABLEMEGATREN	MSOCOQ	LU1838949516	-	-	-	-	-	-	-
25 NEW MILLEN MULTI ASSET OPPORTUN CLASSE L	NMMAO	LU1363165751	109.7	108.76	-0.9%	14	1.107.402	112	12.404.859
26 NEW MILLENNIUM AUGUSTUM MARKET TIMING L	NMMT	LU1148874636	122.98	122.49	-0.4%	-	-	-	-
27 NEW MILLENNIUM BALANC WORLD CONSERVAT L	NMBWC	LU1148874552	167.22	165.88	-0.8%	1	597.168	2	607.030
28 NEW MILLENNIUM PIR BALANCIO SIST ITA L	NMPBSI	LU1602468800	110.24	109.06	-1.1%	-	-	-	-
29 NEW MILLENNIUM TOTAL RETURN FLEXIBLE	NMTRF	LU2249747283	128.52	128	-0.4%	-	-	8	11.315.793
30 NEW MILLENNIUM VOLACTIVE CLASSE L	NMVOL	LU1148874800	108.06	106.72	-1.2%	-	-	-	-
31 OPEN CAPITAL PROFESSIONAL	OCPT	IT0005279754	105.223	104.058	-1.1%	12	3.008.863	133	11.895.240
32 OPEN CAPITAL TOTAL RETURN CLASSE L	OCPTR	IT0005279515	114.061	113.381	-0.6%	21	1.466.058	196	14.065.795
33 PHARUS ALGO FLEX CLASS Q	PHSARQ	LU1136402788	102.08	100.56	-1.5%	4	90.735	69	1.733.818
34 PHARUS ASIAN NICHES	PHSAN	LU1867072735	122.42	123.11	0.6%	5	102.953	54	5.781.340
35 PHARUS MARZOTTO ACTIVE DIVERSIFIED Q	PHSMAD	LU1371515394	-	-	-	-	-	-	-
36 PHARUS SICAV - BASIC FUND Q	PHSBAS	LU1176781729	28.01	27.35	-2.4%	12	1.374.304	33	3.706.607
37 PHARUS SICAV - BEST REGULATED COMPANIES	PHSTED	LU1868827802	102.08	96.75	-5.2%	3	282.131	9	879.758
38 PHARUS SICAV_CONSERVATIVE	PHSARQ	LU1136401467	112.85	111.16	-1.5%	6	407.580	20	1.682.017
39 PHARUS TREND PLAYER CLASS Q	PHSTPQ	LU1253867847	190.14	186.35	-2.0%	-	-	2	5.141
40 PLURIMA STRATEGY PORTFOLIO A LISTED	PPSPQF	IE00BVDPKX98	12.177	11.988	-1.6%	-	-	-	-
41 QSF - FAMILY GLOBAL VALUE EUR Q ACC	QSFGLV	LU2264552998	100.49	100.19	-0.3%	1	1.507.200	10	6.070.344
42 SELECTRA J. LAMARCK BIOTECH CLASS D	SELJLB	LU1246176264	164.64	157.06	-4.6%	1	657	21	1.78.911
43 SELECTRA J. LAMARCK PHARMA CLASS D	SELJLP	LU1246176850	115.84	109.72	-5.3%	-	-	1	298
44 SUMUS STRATEGIC FUND CLASSE Q EUR	HPSDYN	LU1176783774	11.73	11.59	-1.2%	2	40.336	20	367.099
45 TIMEO BEST GLOBAL MANAGERS FLEX EQUITY	TNSBEQ	LU1850436491	102.5	100.75	-1.7%	1	10.192	10	85.759
46 UCAPITAL MULTI ALPHA PLUS FUND A LISTED	PMALPF	IE00B9VH9599	8.208	8.208	0.0%	-	-	-	-
47 VARENNE VALEUR QUOTA ET	VVAITA	FR0013216991	136.53	134.83	-1.2%	1	5.515	7	225.716

Markets Analysis  
Piazza degli Affari, 6 - 20123 Milano  
T +39 02 724261 | Fax +39 02 8646.4323  
e-mail: markets\_analysis@borsaitaliana.it  
www.borsaitaliana.it



This publication is for information purposes only and is not a recommendation to engage in investment activities. This publication is provided "as is" without representation or warranty of any kind. Whilst all reasonable care has been taken to ensure the accuracy of the content, Euronext does not guarantee its accuracy or completeness. Euronext will not be held liable for any loss or damages of any nature ensuing from using, trusting or acting on information provided. No information set out or referred to in this publication shall form the basis of any contract. The creation of rights and obligations in respect of financial products that are traded on the exchanges operated by Euronext's subsidiaries shall depend solely on the applicable rules of the market operator. All proprietary rights and interest in or connected with this publication shall vest in Euronext. No part of it may be redistributed or reproduced in any form without the prior written permission of Euronext. Euronext refers to Euronext N.V. and its affiliates. Information regarding trademarks and intellectual property rights of Euronext is located at [www.euronext.com/terms-use](http://www.euronext.com/terms-use)  
© 2021, Euronext N.V. - All rights reserved.