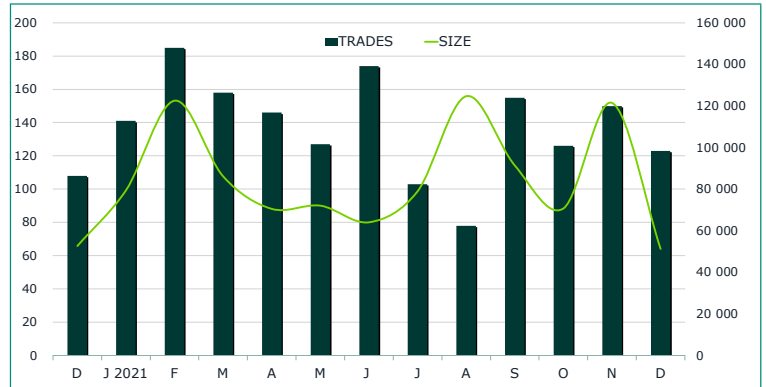
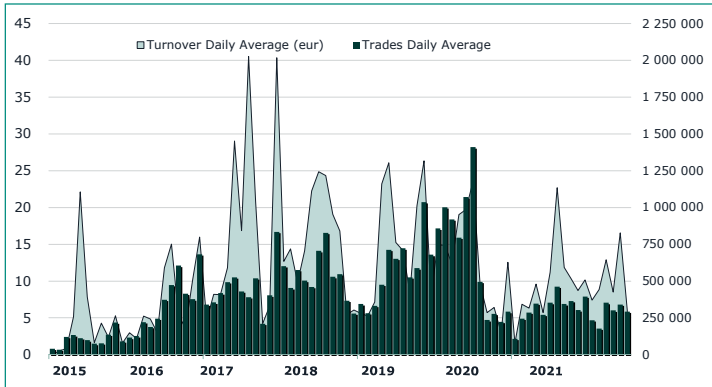


**ATFund Statistics**
**December 2021**
**TRADING EVOLUTION**

**MAIN INDICATORS**
**LISTED FUNDS**

	LISTED END OF MONTH	AUM in MT	
		eur m 30/11/2021	eur m 30/12/2021
<b>CORPORATE AND GOV. BOND</b>	23	51.38	50.48
<b>DEVELOPED MARKETS</b>	22	51.39	53.71
<b>EMERGING</b>	1	0.36	0.37
<b>STYLE</b>			
<b>OTHERS</b>	40	378.46	385.45
<b>TOTAL</b>	<b>86</b>	<b>481.60</b>	<b>490.02</b>

**TRADING**

	NOVEMBER 2021	DECEMBER 2021	JAN - DEC 2021
	Turnover eur m	Turnover eur m	Turnover eur m
<b>CORPORATE AND GOV. BOND</b>	10.4	1.1	27.94
<b>DEVELOPED MARKETS</b>	0.1	1.2	19.90
<b>EMERGING</b>	0.0	0.0	0.04
<b>STYLE</b>			
<b>OTHERS</b>	7.7	4.0	95.71
<b>TOTAL</b>	<b>18.22</b>	<b>6.31</b>	<b>143.59</b>

**MOST TRADED IN THE MONTH BY TURNOVER**

Name	Trading Code	ISIN	TURNOVER	
			eur m	% TOT
1 FINLABO DYNAMIC EQUITY - CLASSE L	FINLDE	LU1397788552	0.99	15.6%
2 PHARUS SICAV - BASIC FUND Q	HPSBAS	LU1176781729	0.87	13.7%
3 ACOMEA 12 MESI CLASSE Q2	ACALIQ	IT0005090854	0.65	10.4%
4 OPEN CAPITAL TOTAL RETURN CLASSE L	OCPTR	IT0005279515	0.59	9.4%
5 PHARUS SICAV - BEST REGULATED COMPANIES	PHSTED	LU1868872802	0.49	7.8%
6 PHARUS ALGO FLEX CLASS Q	PHSAFQ	LU1136402788	0.38	6.0%
7 NEW MILLEN MULTI ASSET OPPORTUN CLASSE L	NMMAO	LU1363165751	0.35	5.5%
8 OPEN CAPITAL PROFESSIONAL	OCPPPI	IT0005279754	0.34	5.4%
9 NEW MILLENNIUM BALANC WORLD CONSERVAT L	NMBWC	LU1148874552	0.33	5.2%
10 COMPAM FUND GLOBAL FLEXIBLE BLEND	COMGFB	LU1769738383	0.27	4.2%

**MOST TRADED IN THE YEAR BY TURNOVER**

Name	Trading Code	ISIN	TURNOVER	
			eur m	% TOT
1 OPEN CAPITAL TOTAL RETURN CLASSE L	OCPTR	IT0005279515	17.21	12.0%
2 NEW MILLEN MULTI ASSET OPPORTUN CLASSE L	NMMAO	LU1363165751	14.88	10.4%
3 OPEN CAPITAL PROFESSIONAL	OCPPPI	IT0005279754	13.43	9.4%
4 NEW MILLENNIUM TOTAL RETURN FLEXIBILE	NMTRF	LU2249747283	11.70	8.2%
5 ACOMEA 12 MESI CLASSE Q2	ACALIQ	IT0005090854	9.65	6.7%
6 QSF - FAMILY GLOBAL VALUE EUR Q ACC	QSFFGV	LU2264552998	6.35	4.4%
7 PHARUS ASIAN NICHES	PHSAN	LU1867072735	5.98	4.2%
8 PHARUS SICAV - BASIC FUND Q	HPSBAS	LU1176781729	5.98	4.2%
9 ACOMEA BREVE TERMINE CLASSE Q2	ACABRT	IT0005090870	5.86	4.1%
10 FINLABO DYNAMIC EQUITY - CLASSE L	FINLDE	LU1397788552	4.31	3.0%

**What is ATFund (@Fund)**

ATFund is a multilateral trading facilities (MTF) for open-end funds.

Clients can enter buy and sell orders between 8:00 a.m. and 10:55 a.m. Orders must indicate the quantity only.

Between 10:55 and 11 a.m. only the Appointed Intermediary can insert orders to execute the imbalance between buy and sell quantities. Trades are concluded within one minute after 11 am.

Contracts concluded at T are valued the following day (T+1) with the NAV (in Euro) as of day T provided by the issuers of listed funds by the cut-off time (5:00 pm).

Trades, valued at NAV, are settled in Monte Titoli the third day following the conclusion of contracts (T+3).

**News:**

ATFund AUM reached C490.02 m

Note: ATFund figures are included in the ETFplus until September 2018

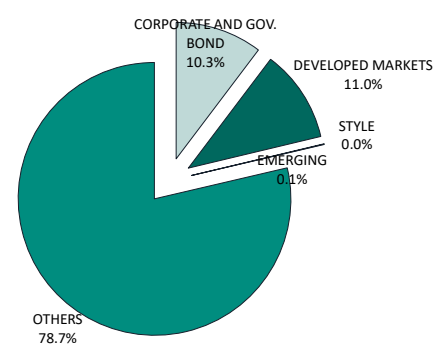
TURNOVER		NOVEMBER 2021		DECEMBER 2021		YEAR 2021			
		Trades	Turnover eur m	Trades	Turnover eur m	Trades	% TOT	Turnover eur m	% TOT
0	20 000	88	0.67	78	0.52	912	54.7%	6.66	4.6%
20 000	50 000	27	0.78	19	0.65	331	19.9%	10.95	7.6%
50 000	100 000	16	1.15	10	0.71	163	9.8%	11.09	7.7%
100 000	500 000	11	1.82	14	2.58	205	12.3%	41.95	29.2%
500 000		8	13.80	2	1.84	55	3.3%	72.94	50.8%
<b>TOTAL</b>		<b>150</b>	<b>18.22</b>	<b>123</b>	<b>6.30</b>	<b>1 666</b>		<b>143.58</b>	

## FOCUS

## FUNDS WITH HIGHEST TURNOVER

MONTH	NAME	TRADING CODE	ISIN	EUR
DECEMBER	OPEN CAPITAL TOTAL RETURN CLASSE L	OCPTR	IT0005279515	824 934
JANUARY 2021	8A+ EIGER - CLASSE Q	8AECQ	IT0005114530	2 523 100
FEBRUARY	ACOMEA LIQUIDITA' CLASSE Q2	ACALIQ	IT0005090854	5 683 537
MARCH	NEW MILLENNIUM TOTAL RETURN FLEXIBLE	NMTRF	LU2249747283	7 996 524
APRIL	OPEN CAPITAL TOTAL RETURN CLASSE L	OCPTR	IT0005279515	4 149 652
MAY	OPEN CAPITAL PROFESSIONAL	OCPEI	IT0005279754	3 707 709
JUNE	OPEN CAPITAL TOTAL RETURN CLASSE L	OCPTR	IT0005279515	2 270 522
JULY	NEW MILLEN MULTI ASSET OPPORTUN CLASSE L	NMMAO	LU1363165751	2 505 357
AUGUST	NEW MILLEN MULTI ASSET OPPORTUN CLASSE L	NMMAO	LU1363165751	2 695 057
SEPTEMBER	OPEN CAPITAL PROFESSIONAL	OCPEI	IT0005279754	3 008 863
OCTOBER	OPEN CAPITAL TOTAL RETURN CLASSE L	OCPTR	IT0005279515	1 697 558
NOVEMBER	ACOMEA BREVE TERMINE CLASSE Q2	ACABRT	IT0005090870	3 355 953
DECEMBER	FINLABO DYNAMIC EQUITY - CLASSE L	FINLDE	LU1397788552	986 300

## AUM BY ASSET CLASS



## MAIN INDICATORS - DEVELOPED MARKETS

Name	Trading Code	ISIN	Reference Price			DECEMBER 2021		JAN - DEC 2021	
			30/11/2021	30/12/2021	Var %	trades	Turnover C	trades	Turnover C
1 8A+ EIGER - CLASSE Q	8AECQ	IT0005114530	118.458	126.565	6.8%	-	-	3	2 541 462
2 8A+ GRAN PARADISO - CLASSE Q	8AGCQ	IT0005137770	-	-	-	-	-	-	-
3 ACOMEIA AMERICA CLASSE Q2	ACAAME	IT0005091142	28.35	29.957	5.7%	-	-	4	1 063
4 ACOMEIA ASIA PACIFICO CLASSE Q2	ACAAPA	IT0005091183	7.904	8.116	2.7%	-	-	11	54 974
5 ACOMEIA EUROPA CLASSE Q2	ACAEUP	IT0005091167	18.832	20.016	6.3%	-	-	6	6 733
6 ACOMEIA GLOBALE CLASSE Q2	ACAGLO	IT0005091100	17.643	18.315	3.8%	-	-	6	45 027
7 ACOMEIA PMITALIA ESG CLASSE Q2	ACAITA	IT0005091233	31.732	33.255	4.8%	1	16 202	11	2 199 521
8 ALESSIA - VOLCOR BETA ZERO CLASS Q	AVBZ01	LU1238726811	112.03	114	1.8%	-	-	7	561 280
9 APSLEY FUND ICAV - OPTIMA STAR FUND	OPTMSF	IE00BD29X585	-	-	-	-	-	-	-
10 ATOMO MADE IN ITALY FUND - CLASSE L	ATMMIF	LU1391064828	201.62	208.31	3.3%	1	5 113	7	172 901
11 COMPAM ACTIVE EQUITY SELECTION CLASSE Q	COMAES	LU1275426606	-	-	-	-	-	1	6 980
12 COMPAM ACTIVE GLOBAL LONG SHORT	COMAEE	LU1275425897	96.756	99.812	3.2%	-	-	1	305 757
13 COMPAM FUND - SB EQUITY CLASSE Q	COMSBE	LU1275426275	156.053	158.947	1.9%	-	-	9	194 279
14 COMPAM FUND ACORO GLOB EQUITY LONG-ONLY	COMACO	LU2339391539	-	-	-	-	-	-	-
15 COMPAM FUND ACTIVE GLOBAL EQUITY	COMGEQ	LU1783934646	-	-	-	-	-	-	-
16 FINLABO DYNAMIC EQUITY - CLASSE L	FINLDE	LU1397788552	97.69	98.81	1.1%	1	986 300	13	4 310 307
17 NEW MILLENNIUM EURO EQUITIES CLASSE L	NMEE	LU1148873406	75.21	78.39	4.2%	-	-	-	-
18 NEW MILLENNIUM GLOBAL EQUITIES EUR HED L	NMGE	LU1148873588	138.26	141.09	2.0%	-	-	1	4 928
19 PHARUS GLOBAL VALUE EQUITY CLASS Q	PSGVQ	LU1371515534	152.8	155.52	1.8%	1	197 626	20	1 262 079
20 PHARUS GLOBAL VALUE EQUITY CLASS QH	PSGVQH	LU1371515880	147.97	150.69	1.8%	-	-	10	2 067 835
21 PHARUS GLOBAL VALUE EQUITY CLASS QHD	PSGVQHD	LU1574104151	120.05	122.25	1.8%	-	-	1	46 908
22 PHARUS INTERNATION EQUITY QUANT CLASS Q	PHSIEQ	LU1136402192	127.57	131.13	2.8%	1	13 115	3	54 963
23 PHARUS SICAV ELECTRIC MOBILITY NICHES	PHSEMN	LU1867072495	157.14	165.98	5.6%	5	16 676	43	2 061 037
24 PHARUS SICAV EUROPE TOTAL RETURN CLASS Q	PSEAFQ	LU1437803767	118.68	119.1	0.4%	-	-	20	3 931 856
25 PHARUS SICAV NEXT REVOLUTION CLASS Q	PHSVQ	LU1136401970	158.92	157.36	-1.0%	1	4 722	6	67 699
26 VG SICAV EUROPEAN EQUITY FUND CLASSE L	VGUEUQ	LU1501201872	-	-	-	-	-	-	-
27 VG SICAV US EQUITY FUND CLASSE L	VGUSEQ	LU1501194218	-	-	-	-	-	-	-

## MAIN INDICATORS - CORPORATE AND GOV. BOND

Name	Trading Code	ISIN	30/11/2021	Reference Price 30/12/2021	Var %	DECEMBER 2021		JAN - DEC 2021	
						Trades	Turnover €	Trades	Turnover €
1 ACOMEA 12 MESI CLASSE Q2	ACALIQ	IT0005090854	8.728	8.619	-1.2%	18	654 582	74	9 647 986
2 ACOMEA BREVE TERMINE CLASSE Q2	ACABRT	IT0005090870	16.599	16.701	0.6%	5	21 272	77	5 860 739
3 ACOMEA EUROBLIGAZIONARIO CLASSE Q2	ACAEUO	IT0005090896	20.437	20.704	1.3%	1	2 069	29	3 671 861
4 ACOMEA PERFORMANCE CLASSE Q2	ACAPER	IT0005090912	23.598	23.887	1.2%	2	162 094	27	2 452 500
5 AISM LOW VOLATILITY FUND - E PLUS	AISMLV	LU1280406684	82.26	83.26	1.2%	-	-	21	411 707
6 BASE INV BONDS VALUE CLASS EUR L	BONVAL	LU1242466289	118.84	123.04	3.5%	-	-	1	80 794
7 COMPAM FUND - SB BOND CLASSE Q	COMSBB	LU1275426432	107.51	107.872	0.3%	-	-	4	107 081
8 COMPAM FUND FLEXIBLE BOND CLASSE Q	COMFBO	LU1472302576	103.272	104.415	1.1%	1	261 153	19	2 401 315
9 INVESTIMENTI SOSTENIBILI LIFEGATE	LGINVS	IT0005215709	107.963	108.367	0.4%	-	-	1	32 594
10 NEW MILLEN EVERG GL HI YLD BOND CLASSE L	NMEGH	LU1363165918	-	-	-	-	-	2	55 907
11 NEW MILLENNIUM AUGUST HIGH QUALIT BOND L	NMHQB	LU1148873745	160.85	161.62	0.5%	-	-	-	-
12 NEW MILLENNIUM AUGUSTUM CORPORATE BOND L	NMCB	LU1148874396	244.74	246.23	0.6%	-	-	2	15 648
13 NEW MILLENNIUM EURO BONDS SHORT TERM L	NMEBST	LU1148873661	136.17	136.04	-0.1%	-	-	8	438 451
14 NEW MILLENNIUM EX EUR HIGH QUALIT BOND L	NMEXHQ	LU1148873828	111.52	111.2	-0.3%	-	-	-	-
15 NEW MILLENNIUM INFLAT LINK BOND EUROP L	NMILB	LU1148874040	113.56	113.68	0.1%	-	-	1	51 359
16 NEW MILLENNIUM ITALIAN DIVERSIF BOND L	NMIDB	LU1148874479	144.4	145.25	0.6%	-	-	8	43 752
17 NEW MILLENNIUM LARGE EUROPE CORPORATE L	NMLEC	LU1148874123	145.46	145.29	-0.1%	-	-	2	319 055
18 PHARUS BOND OPPORTUNITIES CLASS Q	PHSBOQ	LU1136401111	101.49	101.76	0.3%	-	-	7	118 554
19 PHARUS LIQUIDITY CLASS Q	PHSLQ	LU1136401384	103.1	103.25	0.1%	-	-	8	1 279 938
20 PHARUS MARZOTTO ACTIVE BOND Q	PHSMAB	LU1371515021	-	-	-	-	-	-	-
21 PHARUS TARGET CLASS Q	PHSTQ	LU1136402432	73.09	73.7	0.8%	-	-	10	405 019
22 PLURIMA GLOBAL STAR RETURN FUND A LISTED	POGSRF	IE008222R401	-	-	-	-	-	-	-
23 QSF - EUROPEAN HIGH YIELD BOND Q ACC	QSFHY	LU2264552642	99.87	100.84	1.0%	-	-	3	550 095
24 VG SICAV GLOBAL BOND CLASSE L	VGGLBD	LU1501204389	-	-	-	-	-	-	-

## MAIN INDICATORS - EMERGING, STYLE AND OTHERS

Name	Trading Code	ISIN	30/11/2021	Reference Price 30/12/2021	Var %	DECEMBER 2021		JAN - DEC 2021	
						Trades	Turnover €	Trades	Turnover €
1 8A+ LATEMAR - CLASSE Q	BALCQ	IT0005114522	111.943	114.504	2.3%	-	-	-	-
2 ACOMEA PAEST EMERGENTI CLASSE Q2	ACAPEM	IT0005091126	11.569	11.789	1.9%	1	1 623	25	40 656
3 ACOMEA PATRIMONIO AGGRESSIVO CLASSE Q2	ACAAGG	IT0005091084	5.196	5.328	2.5%	-	-	11	1 871 795
4 ACOMEA PATRIMONIO DINAMICO CLASSE Q2	ACADIN	IT0005091068	6.509	6.569	0.9%	-	-	12	1 744 419
5 ACOMEA PATRIMONIO ESENTE CLASSE Q2	ACAESE	IT0005252801	6.851	7.043	2.8%	-	-	9	59 807
6 ACOMEA PATRIMONIO PRUDENTE CLASSE Q2	ACAPRU	IT0005091019	6.599	6.701	1.5%	-	-	5	38 852
7 ALESSIA - ABSOLUTE RETURN MACRO CLASS Q	AARM01	LU1238726654	106.3	107.88	1.5%	-	-	11	312 158
8 AMAGIS DYNAMIC ALLOC TOT RET FUND L1 EUR	ADA113	MT7000015665	100.9741	103.7751	2.8%	-	-	1	14 426
9 AQA COLOMBO EXTRA RETURN FUND CLASS D	CXR	MT7000024006	104.1447	107.7224	3.4%	-	-	15	1 195 599
10 ATOMO CARPINUS - CLASSE L	ATMCAR	LU1391065718	-	-	-	-	-	-	-
11 ATOMO GLOBAL RETURN - CLASSE L	ATMGLR	LU1391065395	90.54	92.18	1.8%	3	100 439	35	1 174 875
12 ATOMO PLAB FLEX ABSOLUTE FUND - CLASSE L	ATMPLF	LU1391065551	105.24	105.7	0.4%	-	-	1	10 676
13 BASE INV BONDS MULTICURRENCY CLASS EUR L	BONMUL	LU1242466446	-	-	-	-	-	1	103 895
14 BASE INV FLEX LOW RISK EXPOS CLASS EUR L	FLEXLO	LU1242466875	110.82	112.87	1.8%	-	-	4	2 330 001
15 COMPAM FUND - SB FLEXIBLE CLASSE Q	COMSBF	LU1275426358	103.667	105.07	1.4%	-	-	3	30 148
16 COMPAM FUND ACTIVE BOND PLUS	COMABP	LU2039855171	-	-	-	-	-	-	-
17 COMPAM FUND GLOBAL FLEXIBLE BLEND	COMGFB	LU1769738383	98.791	100.631	1.9%	1	268 202	43	1 988 191
18 COMPAM FUND SB CONVEX CLASSE Q	COMSBC	LU1468873846	124.209	123.912	-0.2%	2	11 688	38	219 171
19 COMPAM GLOBAL DIVERSIFIED CLASSE Q	COMGDD	LU1275426515	102.393	103.975	1.5%	-	-	-	-
20 EUREGIO+ GENERATION DYNAMIC PIR	PPGDYP	IT0005347585	-	-	-	-	-	-	-
21 FCS FLEX ABLE GROWTH PLUS FUND CLASS B	FLEXAP	LU1720052098	-	-	-	-	-	-	-
22 INTERMONTE FLEXIBLE EUROPE	INTFE	LU1688213104	11.19	11.31	1.1%	1	23 517	8	140 255
23 MULTI STAR SICAV - HEARTH ETHICAL FUND	MSHEEQ	LU1838949607	-	-	-	-	-	-	-
24 MULTISTARS SICAV-ALFASUSTAINABLEMEGATREN	MSOCOQ	LU1838949516	-	-	-	-	-	-	-
25 NEW MILLEN MULTI ASSET OPPORTUN CLASSE L	NMMAO	LU1363165751	108.57	110.07	1.4%	8	347 831	142	14 883 181
26 NEW MILLENNIUM AUGUSTUM MARKET TIMING L	NMMT	LU1148874636	122.42	122.74	0.3%	-	-	-	-
27 NEW MILLENNIUM BALANC WORLD CONSERVAT L	NMBWC	LU1148874552	166.02	166.2	0.1%	2	331 018	6	1 548 806
28 NEW MILLENNIUM PIR BILANCIATO SIST ITA L	NMPBSI	LU1602468800	109.2	111.1	1.7%	-	-	-	-
29 NEW MILLENNIUM TOTAL RETURN FLEXIBLE	NMTRF	LU2249747283	127.07	128.07	0.8%	-	-	11	11 703 882
30 NEW MILLENNIUM VOLACTIVE CLASSE L	NMVOL	LU1148874800	108.59	109.32	0.7%	-	-	-	-
31 OPEN CAPITAL PROFESSIONAL	OCPP	IT0005279754	103.471	106.757	3.2%	10	342 039	166	13 433 757
32 OPEN CAPITAL TOTAL RETURN CLASSE L	OCPTR	IT0005279515	112.95	114.338	1.2%	28	592 411	284	17 206 838
33 PHARUS ALGO FLEX CLASS Q	PHSAFQ	LU1136402788	101.03	102.1	1.1%	10	378 655	94	2 546 668
34 PHARUS ASIAN NICHES	PHSAN	LU1867072735	122.54	124.64	1.7%	5	65 856	69	5 979 541
35 PHARUS MARZOTTO ACTIVE DIVERSIFIED Q	PHSMAD	LU1371515294	-	-	-	-	-	-	-
36 PHARUS SICAV - BASIC FUND Q	HPSBAS	LU1176781729	28.62	29.79	4.1%	3	865 831	50	5 978 371
37 PHARUS SICAV - BEST REGULATED COMPANIES	PHSTED	LU1868872802	100.42	106.14	5.7%	4	492 005	14	1 518 325
38 PHARUS SICAV_CONSERVATIVE	PHSARQ	LU1136401467	112.27	112.62	0.3%	1	10 132	26	2 155 897
39 PHARUS TREND PLAYER CLASS Q	PHSTPQ	LU1253867847	197.79	195.56	-1.1%	-	-	4	25 486
40 PLURIMA STRATEGY PORTFOLIO A LISTED	PPSPOF	IE008VDPXK98	12.074	11.959	-1.0%	-	-	-	-
41 QSF - FAMILY GLOBAL VALUE EUR Q ACC	QSFQV	LU2264552998	100.55	101.23	0.7%	-	-	14	6 353 878
42 SELECTRA J. LAMARCK BIOTECH CLASS D	SELJLB	LU1246176264	144.09	146.51	1.7%	5	74 169	32	319 520
43 SELECTRA J. LAMARCK PHARMA CLASS D	SELJLP	LU1246176850	107.62	112.89	4.9%	-	-	1	298
44 SUMUS STRATEGIC FUND CLASSE Q EUR	HPSDYN	LU1176783774	11.45	11.57	1.0%	-	-	24	427 197
45 TIMEO BEST GLOBAL MANAGERS FLEX EQUITY	TNSBEQ	LU1850436491	102.73	103.5	0.7%	1	66 918	11	152 677
46 UCAPITAL MULTI ALPHA PLUS FUND A LISTED	PMALPF	IE008V9H9599	8.208	8.208	0.0%	-	-	-	-
47 VARENNE VALEUR QUOTA IT	VVAITA	FR0013216991	140.33	143.51	2.3%	-	-	9	242 754

## Markets Analysis

Piazza degli Affari, 6 - 20123 Milano  
T +39 02 724261 | Fax +39 02 8646.4323  
e-mail: [markets\\_analysis@borsaitaliana.it](mailto:markets_analysis@borsaitaliana.it)  
[www.borsaitaliana.it](http://www.borsaitaliana.it)

This publication is for information purposes only and is not a recommendation to engage in investment activities. This publication is provided "as is" without representation or warranty of any kind. Whilst all reasonable care has been taken to ensure the accuracy of the content, Euronext does not guarantee its accuracy or completeness. Euronext will not be held liable for any loss or damages of any nature ensuing from using, trusting or acting on information provided. No information set out or referred to in this publication shall form the basis of any contract. The creation of rights and obligations in respect of financial products that are traded on the exchanges operated by Euronext's subsidiaries shall depend solely on the applicable rules of the market operator. All proprietary rights and interest in or connected with this publication shall vest in Euronext. No part of it may be redistributed or reproduced in any form without the prior written permission of Euronext. Euronext disclaims any duty to update this information. Euronext refers to Euronext N.V. and its affiliates. Information regarding trademarks and intellectual property rights of Euronext is located at [www.euronext.com/terms-use](http://www.euronext.com/terms-use).