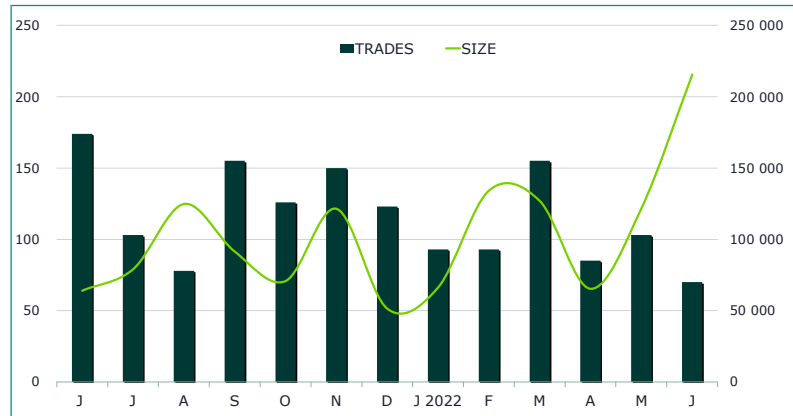
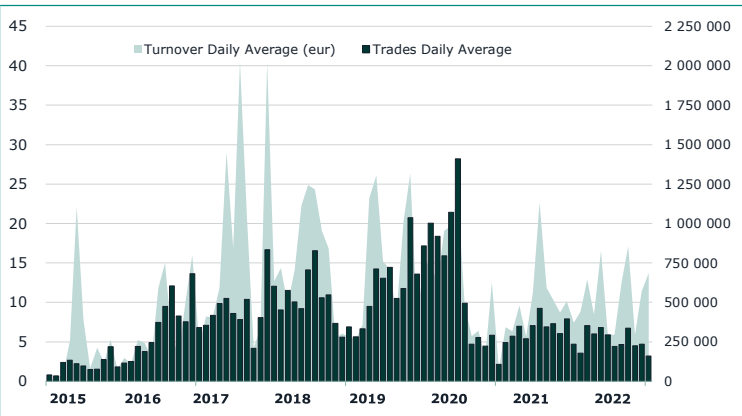


TRADING EVOLUTION

MAIN INDICATORS
LISTED FUNDS

	LISTED END OF MONTH	AUM in MT	
		eur m 31/05/2022	eur m 30/06/2022
CORPORATE AND GOV. BOND	22	29.29	27.74
DEVELOPED MARKETS	22	49.19	53.41
EMERGING	1	0.34	0.05
STYLE			
OTHERS	38	352.02	327.73
TOTAL	83	430.83	408.94

TRADING

	MAY 2022 Turnover eur m	JUNE 2022 Turnover eur m	JAN - JUN 2022 Turnover eur m
CORPORATE AND GOV. BOND	4.2	0.5	14.84
DEVELOPED MARKETS	2.6	9.5	16.19
EMERGING	-	0.3	0.28
STYLE			
OTHERS	5.7	4.9	40.21
TOTAL	12.53	15.09	71.53

MOST TRADED IN THE MONTH BY TURNOVER

Name	Trading Code	ISIN	TURNOVER	
			eur m	% TOT
1 PHARUS SICAV EUROPE TOTAL RETURN CLASS Q	PSEAFQ	LU1437803767	6.65	44.0%
2 8A+ EIGER - CLASSE Q	8AECQ	IT0005114530	2.63	17.4%
3 OPEN CAPITAL TOTAL RETURN CLASSE L	OCPTR	IT0005279515	1.69	11.2%
4 PHARUS SICAV - BASIC FUND Q	HPSBAS	LU1176781729	1.03	6.8%
5 COMPAM FUND GLOBAL FLEXIBLE BLEND	COMGFB	LU1769738383	0.51	3.4%
6 SAFE SICAV-SAFE DYNAMIC ALLOCATION Q EUR	PHSAFQ	LU1136402788	0.50	3.3%
7 OPEN CAPITAL PROFESSIONAL	OCPP1	IT0005279754	0.33	2.2%
8 ACOMEA PAESI EMERGENTI CLASSE Q2	ACAPEM	IT0005091126	0.28	1.9%
9 PHARUS SICAV_CONSERVATIVE	PHSARQ	LU1136401467	0.28	1.8%
10 ATOMO GLOBAL RETURN - CLASSE L	ATMGLR	LU1391065395	0.25	1.6%

MOST TRADED IN THE YEAR BY TURNOVER

Name	Trading Code	ISIN	TURNOVER	
			eur m	% TOT
1 OPEN CAPITAL TOTAL RETURN CLASSE L	OCPTR	IT0005279515	16.42	23.0%
2 PHARUS SICAV EUROPE TOTAL RETURN CLASS Q	PSEAFQ	LU1437803767	9.90	13.8%
3 OPEN CAPITAL PROFESSIONAL	OCPP1	IT0005279754	8.54	11.9%
4 ACOMEA 12 MESI CLASSE Q2	ACALIQ	IT0005090854	4.44	6.2%
5 PHARUS SICAV - BEST REGULATED COMPANIES	PHSTED	LU1868872802	3.23	4.5%
6 COMPAM FUND FLEXIBLE BOND CLASSE Q	COMFBO	LU1472302576	3.04	4.3%
7 COMPAM FUND GLOBAL FLEXIBLE BLEND	COMGFB	LU1769738383	2.89	4.0%
8 8A+ EIGER - CLASSE Q	8AECQ	IT0005114530	2.65	3.7%
9 ACOMEA BREVE TERMINE CLASSE Q2	ACABRT	IT0005090870	2.54	3.5%
10 PHARUS LIQUIDITY CLASS Q	PHSLQ	LU1136401384	2.42	3.4%

What is ATFund (@Fund)

ATFund is a multilateral trading facilities (MTF) for open-end funds.

Clients can enter buy and sell orders between 8:00 a.m. and 10:55 a.m. Orders must indicate the quantity only.

Between 10:55 and 11 a.m. only the Appointed Intermediary can insert orders to execute the imbalance between buy and sell quantities. Trades are concluded within one minute after 11 am.

Contracts concluded at T are valued the following day (T+1) with the NAV (in Euro) as of day T provided by the issuers of listed funds by the cut-off time (5:00 pm).

Trades, valued at NAV, are settled in Monte Titoli the third day following the conclusion of contracts (T+3).

News:

ATFund AUM reached €408.93 m

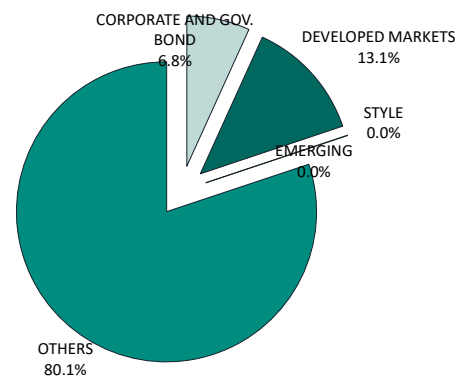
Note: ATFund figures are included in the ETFplus until September 2018

TURNOVER		MAY 2022		JUNE 2022		YEAR 2022			
		Trades	Turnover eur m	Trades	Turnover eur m	Trades	% TOT	Turnover eur m	% TOT
0	20 000	56	0.49	34	0.20	331	55.3%	2.39	3.3%
20 000	50 000	16	0.50	11	0.34	97	16.2%	2.98	4.2%
50 000	100 000	16	1.15	4	0.22	55	9.2%	3.83	5.4%
100 000	500 000	11	2.06	16	3.10	81	13.5%	17.09	23.9%
500 000		4	8.33	5	11.24	35	5.8%	45.24	63.3%
TOTAL		103	12.53	70	15.09	599		71.53	

FOCUS

FUNDS WITH HIGHEST TURNOVER				
MONTH	NAME	TRADING CODE	ISIN	EUR
JUNE	OPEN CAPITAL TOTAL RETURN CLASSE L	OCPTR	IT0005279515	2 270 522
JULY	NEW MILLEN MULTI ASSET OPPORTUN CLASSE L	NMMAO	LU1363165751	2 505 357
AUGUST	NEW MILLEN MULTI ASSET OPPORTUN CLASSE L	NMMAO	LU1363165751	2 695 057
SEPTEMBER	OPEN CAPITAL PROFESSIONAL	OCPEI	IT0005279754	3 008 863
OCTOBER	OPEN CAPITAL TOTAL RETURN CLASSE L	OCPTR	IT0005279515	1 697 558
NOVEMBER	ACOMEA BREVE TERMINE CLASSE Q2	ACABRT	IT0005090870	3 355 953
DECEMBER	FINLABO DYNAMIC EQUITY - CLASSE L	FINLDE	LU1397788552	986 300
JANUARY	ACOMEA BREVE TERMINE CLASSE Q2	ACABRT	IT0005090870	1 487 794
FEBRUARY	OPEN CAPITAL PROFESSIONAL	OCPEI	IT0005279754	3 766 264
MARCH	OPEN CAPITAL TOTAL RETURN CLASSE L	OCPTR	IT0005279515	3 805 622
APRIL	OPEN CAPITAL TOTAL RETURN CLASSE L	OCPTR	IT0005279515	2 848 387
MAY	ACOMEA 12 MESI CLASSE Q2	ACALIQ	IT0005090854	4 153 002
JUNE	PHARUS SICAV EUROPE TOTAL RETURN CLASS Q	PSEAFQ	LU1437803767	6 648 684

AUM BY ASSET CLASS



MAIN INDICATORS - DEVELOPED MARKETS

Name	Trading Code	ISIN	Reference Price			JUNE 2022		JAN - JUN 2022	
			31/05/2022	30/06/2022	Var %	trades	Turnover €	trades	Turnover €
1 BA+ EIGER - CLASSE Q	BAECQ	IT0005114530	114.127	100.384	-12.0%	1	2 633 385	4	2 649 691
2 ACOMEAMERICA CLASSE Q2	ACAAME	IT0005091142	29.055	26.209	-9.8%	-	-	-	-
3 ACOMEASIA PACIFICO CLASSE Q2	ACAAPA	IT0005091183	7.898	7.573	-4.1%	-	-	2	25 605
4 ACOMEA EUROPA CLASSE Q2	ACAEPUP	IT0005091167	19.224	17.167	-10.7%	-	-	-	-
5 ACOMEA GLOBALE CLASSE Q2	ACAGLO	IT0005091100	17.58	16.137	-8.2%	-	-	7	385 700
6 ACOMEA PMITALIA ESG CLASSE Q2	ACAITA	IT0005091233	30.8	27.52	-10.6%	-	-	-	-
7 ALESSIA - VOLCOR BETA ZERO CLASS Q	AVBZ01	LU1238726811	108.3	107.1	-1.1%	-	-	-	-
8 ATOMO MADE IN ITALY FUND - CLASSE L	ATMMIF	LU1391064828	180.02	165.49	-8.1%	-	-	3	535 376
9 COMPAM ACTIVE GLOBAL LONG SHORT	COMAEE	LU1275425897	87.981	83.452	-5.1%	-	-	-	-
10 COMPAM FUND - SB EQUITY CLASSE Q	COMSBE	LU1275426275	136.93	128.859	-5.9%	1	7 974	2	9 971
11 COMPAM FUND ACORO GLOB EQUITY LONG-ONLY	COMACO	LU2339391539	-	-	-	-	-	-	-
12 COMPAM FUND ACTIVE GLOBAL EQUITY	COMGEQ	LU1783934646	-	-	-	-	-	-	-
13 FINLABO DYNAMIC EQUITY - CLASSE L	FINLDE	LU1397788552	103.59	101.14	-2.4%	-	-	3	215 678
14 NEW MILLENNIUM EURO EQUITIES CLASSE L	NMEE	LU1148873406	70.22	63.76	-9.2%	-	-	-	-
15 NEW MILLENNIUM GLOBAL EQUITIES EUR HED L	NMGE	LU1148873588	122.47	113.31	-7.5%	-	-	-	-
16 PHARUS GLOBAL VALUE EQUITY CLASS Q	PSGVQ	LU1371515534	149.24	147.6	-1.1%	1	200 867	6	527 443
17 PHARUS GLOBAL VALUE EQUITY CLASS QH	PSGVQH	LU1371515880	141.51	138.92	-1.8%	-	-	3	198 183
18 PHARUS GLOBAL VALUE EQUITY CLASS QHD	PSGVQHD	LU1574104151	113.1	111.04	-1.8%	-	-	-	-
19 PHARUS INTERNATIONAL EQUITY QUANT CLASS Q	PHSIEQ	LU1136402192	114.83	108.25	-5.7%	-	-	-	-
20 PHARUS SICAV ELECTRIC MOBILITY NICHES	PHSEMNI	LU1867072495	161.48	143.44	-11.2%	1	450	14	1 714 909
21 PHARUS SICAV EUROPE TOTAL RETURN CLASS Q	PSEAFQ	LU1437803767	117.28	113	-3.6%	4	6 648 684	13	9 898 911
22 PHARUS SICAV NEXT REVOLUTION CLASS Q	PHSVQ	LU1136401970	129.9	123.15	-5.2%	-	-	2	24 996

