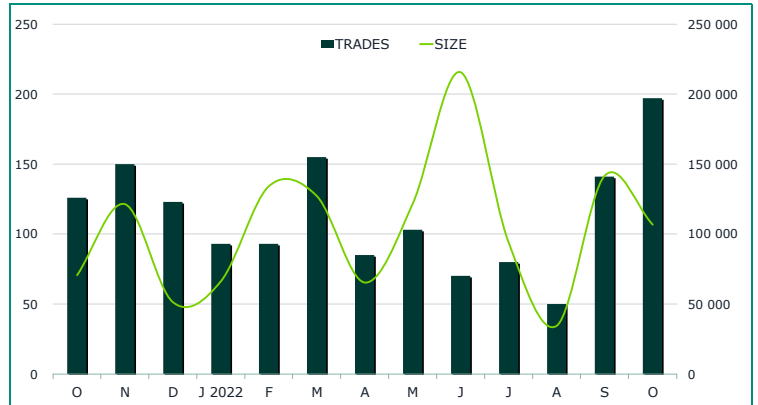
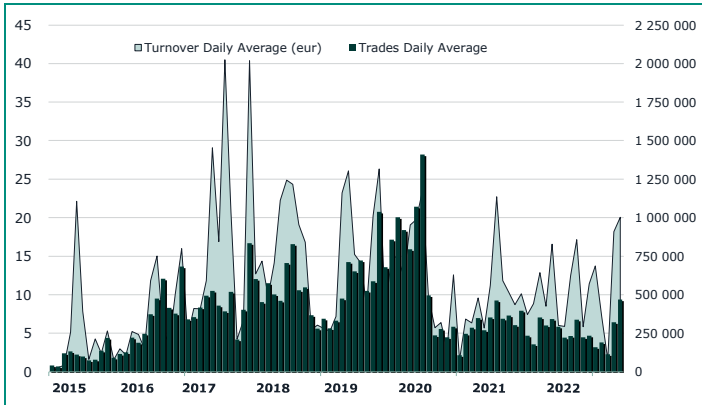


ATFund Statistics
October 2022
TRADING EVOLUTION

MAIN INDICATORS
LISTED FUNDS

	LISTED END of MONTH	AUM in MT	
		eur m 30/09/2022	eur m 31/10/2022
CORPORATE AND GOV. BOND	22	33.37	38.39
DEVELOPED MARKETS	21	51.75	55.88
EMERGING	2	0.05	3.30
STYLE			
OTHERS	39	310.99	319.39
TOTAL	84	396.16	416.95

TRADING

	SEPTEMBER 2022	OCTOBER 2022	JAN - OCT 2022
	Turnover eur m	Turnover eur m	Turnover eur m
CORPORATE AND GOV. BOND	8.0	4.6	28.93
DEVELOPED MARKETS	0.2	3.9	20.82
EMERGING	-	3.3	3.56
STYLE			
OTHERS	11.8	9.3	68.50
TOTAL	20.00	21.04	121.81

MOST TRADED IN THE MONTH BY TURNOVER

Name	Trading Code	ISIN	TURNOVER	
			eur m	% TOT
1 OTF BOND	OTFBND	IT0005279572	4.12	19.6%
2 NICHEJUNGLE KOREA REUNIFICATION SDG FUND	NJKOR	IE000ROCQ077	3.27	15.5%
3 NICHEJUNGLE JAPAN ORPHAN COMPAN SDG FUND	NJJAP	IE000Y50XF14	3.25	15.5%
4 OPEN CAPITAL TOTAL RETURN CLASSE L	OCPTR	IT0005279515	2.04	9.7%
5 OTF OPPORTUNITY	OTFOPP	IT0005279697	1.55	7.3%
6 PHARUS ASIAN VALUE NICHE	PHSAN	LU1867072735	1.51	7.2%
7 OPEN CAPITAL PROFESSIONAL	OCPPI	IT0005279754	1.47	7.0%
8 NEW MILLEN MULTI ASSET OPPORTUN CLASSE L	NMMAO	LU1363165751	1.21	5.8%
9 PHARUS BEST REG. COMPANIES, CLASSE QD	PHSTED	LU1868872802	1.05	5.0%
10 FINLABO DYNAMIC EQUITY - CLASSE L	FINLDE	LU1397788552	0.39	1.9%

MOST TRADED IN THE YEAR BY TURNOVER

Name	Trading Code	ISIN	TURNOVER	
			eur m	% TOT
1 OPEN CAPITAL TOTAL RETURN CLASSE L	OCPTR	IT0005279515	25.01	20.5%
2 OTF BOND	OTFBND	IT0005279572	12.15	10.0%
3 OPEN CAPITAL PROFESSIONAL	OCPPI	IT0005279754	11.21	9.2%
4 PHARUS SICAV EUROPE TOTAL RETURN CLASS Q	PSEAFQ	LU1437803767	9.91	8.1%
5 NEW MILLEN MULTI ASSET OPPORTUN CLASSE L	NMMAO	LU1363165751	5.82	4.8%
6 ACOMEIA 12 MESI CLASSE Q2	ACALIQ	IT0005090854	4.49	3.7%
7 PHARUS BEST REG. COMPANIES, CLASSE QD	PHSTED	LU1868872802	4.28	3.5%
8 OTF OPPORTUNITY	OTFOPP	IT0005279697	4.05	3.3%
9 PHARUS ASIAN VALUE NICHE	PHSAN	LU1867072735	3.72	3.1%
10 COMPAM FUND FLEXIBLE BOND CLASSE Q	COMFB0	LU1472302576	3.31	2.7%

What is ATFund (@Fund)

ATFund is a multilateral trading facilities (MTF) for open-end funds.

Clients can enter buy and sell orders between 8:00 a.m. and 10:55 a.m. Orders must indicate the quantity only.

Between 10:55 and 11 a.m. only the Appointed Intermediary can insert orders to execute the imbalance between buy and sell quantities. Trades are concluded within one minute after 11 am.

Contracts concluded at T are valued the following day (T+1) with the NAV (In Euro) as of day T provided by the issuers of listed funds by the cut-off time (5:00 pm).

Trades, valued at NAV, are settled in Monte Titoli the third day following the conclusion of contracts (T+3).

News:

ATFund AUM reached €416.95 m

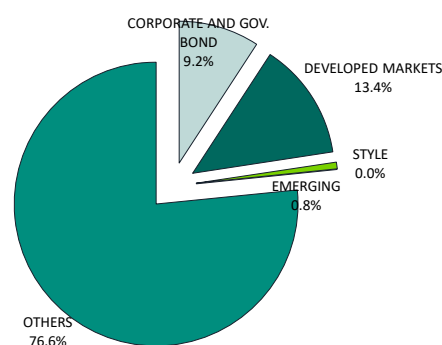
Note: ATFund figures are included in the ETFplus until September 2018

TURNOVER		SEPTEMBER 2022		OCTOBER 2022		YEAR 2022			
		Trades	Turnover eur m	Trades	Turnover eur m	Trades	% TOT	Turnover eur m	% TOT
0	20 000	36	0.22	83	0.73	521	48.8%	3.79	3.1%
20 000	50 000	30	1.17	37	1.15	188	17.6%	6.04	5.0%
50 000	100 000	28	2.32	18	1.48	111	10.4%	8.30	6.8%
100 000	500 000	38	8.99	47	9.78	188	17.6%	39.60	32.5%
500 000		9	7.30	12	7.91	59	5.5%	64.07	52.6%
TOTAL		141	20.00	197	21.04	1 067		121.81	

FOCUS

FUNDS WITH HIGHEST TURNOVER				
MONTH	NAME	TRADING CODE	ISIN	EUR
NOVEMBER	ACOMEA BREVE TERMINE CLASSE Q2	ACABRT	IT0005090870	3 355 953
DECEMBER	FINLABO DYNAMIC EQUITY - CLASSE L	FINLDE	LU1397788552	986 300
JANUARY	ACOMEA BREVE TERMINE CLASSE Q2	ACABRT	IT0005090870	1 487 794
FEBRUARY	OPEN CAPITAL PROFESSIONAL	OCPP1	IT0005279754	3 766 264
MARCH	OPEN CAPITAL TOTAL RETURN CLASSE L	OCPTR	IT0005279515	3 805 622
APRIL	OPEN CAPITAL TOTAL RETURN CLASSE L	OCPTR	IT0005279515	2 848 387
MAY	ACOMEA 12 MESI CLASSE Q2	ACALIQ	IT0005090854	4 153 002
JUNE	PHARUS SICAV EUROPE TOTAL RETURN CLASS Q	PSEAFQ	LU1437803767	6 648 684
JULY	OPEN CAPITAL TOTAL RETURN CLASSE L	OCPTR	IT0005279515	3 468 976
AUGUST	SAFE SICAV-SAFE DYNAMIC ALLOCATION Q EUR	PHSAFQ	LU1136402788	415 717
AUGUST	SAFE SICAV-SAFE DYNAMIC ALLOCATION Q EUR	PHSAFQ	LU1136402788	415 717
SEPTEMBER	OTF BOND	OTFBND	IT0005279572	8 032 898
OCTOBER	OTF BOND	OTFBND	IT0005279572	4 115 963

AUM BY ASSET CLASS



MAIN INDICATORS - DEVELOPED MARKETS

Name	Trading Code	ISIN	Reference Price			OCTOBER 2022		JAN - OCT 2022	
			30/09/2022	31/10/2022	Var %	trades	Turnover C	trades	Turnover C
1 8A+ EIGER - CLASSE Q	8AECQ	IT0005114530	93.073	102.223	9.8%	-	-	4	2 649 691
2 ACOME A AMERICA CLASSE Q2	ACAAME	IT0005091142	24.387	26.922	10.4%	-	-	-	-
3 ACOME A ASIA PACIFICO CLASSE Q2	ACAAPA	IT0005091183	7.206	7.098	-1.5%	-	-	2	25 605
4 ACOME A EUROPA CLASSE Q2	ACAEUP	IT0005091167	15.568	17.027	9.4%	-	-	-	-
5 ACOME A GLOBALE CLASSE Q2	ACAGLO	IT0005091100	15.003	15.82	5.4%	-	-	7	385 700
6 ACOME A PMITALIA ESG CLASSE Q2	ACAITA	IT0005091233	25.71	28.5	10.9%	-	-	-	-
7 ALESSIA - VOLCOR BETA ZERO CLASS Q	AVBZ01	LU1238726811	101.04	103.02	2.0%	-	-	1	10 865
8 ATOMO MADE IN ITALY FUND - CLASSE L	ATMMIF	LU1391064828	151.19	152.43	0.8%	-	-	4	655 146
9 COMPAM ACTIVE GLOBAL LONG SHORT	COMAEE	LU1275425897	79.662		n.a.	-	-	-	-
10 COMPAM FUND - SB EQUITY CLASSE Q	COMSBE	LU1275426275	128.83		n.a.	-	-	3	199 926
11 COMPAM FUND ACORO GLOB EQUITY LONG-ONLY	COMACQ	LU2339391539				-	-	-	-
12 COMPAM FUND ACTIVE GLOBAL EQUITY	COMGEQ	LU1783934646				-	-	-	-
13 FINLABO DYNAMIC EQUITY - CLASSE L	FINLDE	LU1397788552	97.35	97.82	0.5%	1	389 869	5	610 041
14 NEW MILLENNIUM EURO EQUITIES CLASSE L	NMEE	LU1148873406	60.72	65.38	7.7%	-	-	-	-
15 NEW MILLENNIUM GLOBAL EQUITIES EUR HED L	NMGE	LU1148873588	107.1	113.34	5.8%	-	-	-	-
16 NICHEJUNGLE JAPAN ORPHAN COMPAN SDG FUND	NJAP	IE0005Y0X1F14				35	3 252 885	35	3 252 885
17 PHARUS ELECTRIC MOBILITY VALUE NICHE	PHSEMN	LU1867072495	140.76	150.46	6.9%	1	3 988	20	1 842 292
18 PHARUS EQUITY LEADERS CLASS Q	PHSEQ	LU1136402192	100.96	106.1	5.1%	-	-	-	-
19 PHARUS GLOBAL VALUE EQUITY CLASS Q	PSGVQ	LU1371515534	146.56	146.97	0.3%	-	-	8	827 700
20 PHARUS GLOBAL VALUE EQUITY CLASS QH	PSGVQH	LU1371515880	135.15	135.7	0.4%	4	233 458	7	431 641
21 PHARUS GLOBAL VALUE EQUITY CLASS QHD	PSGQHD	LU1574104151	106.44	106.87	0.4%	-	-	-	-
22 PHARUS SICAV EUROPE TOTAL RETURN CLASS Q	PSEAFQ	LU1437803767	110	112.76	2.5%	-	-	14	9 907 953
23 PHARUS SICAV NEXT REVOLUTION CLASS Q	PHSVQ	LU1136401970				-	-	2	24 996

MAIN INDICATORS - CORPORATE AND GOV. BOND

Name	Trading Code	ISIN	30/09/2022	Reference Price 31/10/2022	Var %	OCTOBER 2022 Trades	Turnover C	JAN - OCT 2022 Trades	Turnover C
1 ACOMEA 12 MESI CLASSE Q2	ACALIQ	IT0005090854	6.943	6.514	-6.2%	1	4 008	15	4 492 259
2 ACOMEA BREVE TERMINE CLASSE Q2	ACABRT	IT0005090870	12.536	12.806	2.2%	-	-	27	3 305 956
3 ACOMEA EUROBLIGAZIONARIO CLASSE Q2	ACAEUO	IT0005090896	13.694	13.874	1.3%	-	-	14	552 399
4 ACOMEA PERFORMANCE CLASSE Q2	ACAPER	IT0005090912	17.926	18.085	0.9%	-	-	3	353 921
5 AISM LOW VOLATILITY FUND - E PLUS	AISMLV	LU1280406684	73.02	74.06	1.4%	2	14 334	2	14 334
6 BASE INV BONDS VALUE CLASS EUR L	BONVAL	LU1242466289	93.95	96.06	2.2%	-	-	2	49 788
7 COMPAM FUND - SB BOND CLASSE Q	COMSBB	LU1275426432	96.684	-	n.a.	-	-	2	501 881
8 COMPAM FUND FLEXIBLE BOND CLASSE Q	COMFBO	LU1472302576	93.594	-	n.a.	3	245 817	16	3 308 447
9 INVESTIMENTI SOSTENIBILI LIFEGATE	LGINVS	IT0005215709	-	-	-	-	-	1	10 239
10 NEW MILLEN EVERG GL HI YLD BOND CLASSE L	NMEGH	LU1363165918	-	-	-	-	-	-	-
11 NEW MILLENNIUM AUGUST HIGH QUALIT BOND L	NMHQB	LU1148873745	153.11	153.59	0.3%	-	-	-	-
12 NEW MILLENNIUM AUGUSTUM CORPORATE BOND L	NMCB	LU1148874396	217.61	220.46	1.3%	-	-	-	-
13 NEW MILLENNIUM EURO BONDS SHORT TERM L	NMEBST	LU1148873661	131.52	131.53	0.0%	-	-	1	16 289
14 NEW MILLENNIUM EX EUR HIGH QUALIT BOND L	NMEXHQ	LU1148873828	109.62	108.37	-1.1%	-	-	-	-
15 NEW MILLENNIUM INFLAT LINK BOND EUROP L	NMILB	LU1148874040	110.02	111.6	1.4%	-	-	-	-
16 NEW MILLENNIUM ITALIAN DIVERSIF BOND L	NMIDB	LU1148874479	127.05	128.52	1.2%	-	-	4	25 220
17 NEW MILLENNIUM LARGE EUROPE CORPORATE L	NMLEC	LU1148874123	130.37	130.38	0.0%	-	-	-	-
18 OTF BOND	OTFBND	IT0005279572	99.817	99.963	0.1%	25	4 115 963	77	12 148 861
19 PHARUS BOND OPPORTUNITIES CLASS Q	PHSBOQ	LU1126401111	-	-	-	-	-	3	263 974
20 PHARUS LIQUIDITY CLASS Q	PHSLQ	LU1136401384	99.75	99.93	0.2%	4	17 930	11	2 465 621
21 PHARUS TARGET, CLASSE QD	PHSTQ	LU1136402432	56.62	57.15	0.9%	4	95 459	11	889 171
22 PLURIMA APUNO FLEXIBLE BOND FUND A EUR	PLAFBL	IE000F99436	94.647	-	n.a.	2	93 563	6	484 867
23 PLURIMA GLOBAL STAR RETURN FUND A LISTED	POGSRF	IE000B22R401	-	-	-	-	-	-	-
24 QSF - EUROPEAN HIGH YIELD BOND Q ACC	QSFEHY	LU2264552642	87.08	88.55	1.7%	1	44 060	1	44 060
25 VG SICAV GLOBAL BOND CLASSE L	VGGLBD	LU1501204389	-	-	-	-	-	-	-

MAIN INDICATORS - EMERGING, STYLE AND OTHERS

Name	Trading Code	ISIN	30/09/2022	Reference Price 31/10/2022	Var %	OCTOBER 2022 Trades	Turnover C	JAN - OCT 2022 Trades	Turnover C
1 8A+ LATEMAR - CLASSE Q	BALCQ	IT0005114522	98.377	101.59	3.3%	-	-	-	-
2 ACOMEA PAESI EMERGENTI CLASSE Q2	ACAPEM	IT0005091126	9.08	8.871	-2.3%	1	230	7	284 176
3 ACOMEA PATRIMONIO AGGRESSIVO CLASSE Q2	ACAAGG	IT0005091084	4.488	4.697	4.7%	-	-	7	15 032
4 ACOMEA PATRIMONIO DINAMICO CLASSE Q2	ACADIN	IT0005091068	5.67	5.896	4.0%	-	-	2	458 247
5 ACOMEA PATRIMONIO ESENTE CLASSE Q2	ACAESE	IT0005252801	5.974	6.283	5.2%	-	-	3	5 969
6 ACOMEA PATRIMONIO PRUDENTE CLASSE Q2	ACAPRU	IT0005091019	4.941	4.986	0.9%	-	-	-	-
7 ALESSIA - ABSOLUTE RETURN MACRO CLASS Q	AARM01	LU1238726654	104.52	105.06	0.5%	-	-	3	264 370
8 AMAGIS DYNAMIC ALLOC TOT RET FUND L1 EUR	ADA113	MT7000015665	91.7314	95.6338	4.3%	-	-	2	61 397
9 AQA COLOMBO EXTRA RETURN FUND CLASS D	CKR	MT7000024006	85.9954	92.5215	7.6%	1	40 858	4	55 100
10 ATOMO CARPINUS - CLASSE L	ATMCAR	LU1391065718	-	-	-	-	-	-	-
11 ATOMO GLOBAL RETURN - CLASSE L	ATMGLR	LU1391065395	78.76	80.54	2.3%	1	8 784	17	604 973
12 ATOMO PLAB FLEX ABSOLUTE FUND - CLASSE L	ATMPLF	LU1391065551	95.18	95.46	0.3%	1	14 144	3	292 919
13 BASE INV FLEX LOW RISK EXPOS CLASS EUR L	FLEXLO	LU1242466875	107.49	108.53	1.0%	-	-	1	1 005 168
14 COMPAM FUND - SB FLEXIBLE CLASSE Q	COMSBF	LU1275426358	101.296	-	n.a.	1	5 321	160	258
15 COMPAM FUND GLOBAL FLEXIBLE BLEND	COMGFB	LU1769738383	92.075	-	n.a.	-	-	17	3 194 189
16 COMPAM FUND SB CONVEX CLASSE Q	COMSBC	LU1468873846	108.823	-	n.a.	2	2 922	13	27 956
17 COMPAM GLOBAL DIVERSIFIED CLASSE Q	COMGDO	LU1275426515	83.922	-	n.a.	-	-	-	-
18 FCS FLEX ABLE GROWTH PLUS FUND CLASS B	FLEXAP	LU1720052098	-	-	-	-	-	-	-
19 INTERMONTE FLEXIBLE EUROPE	INTFE	LU1688213104	-	-	-	-	-	4	33 089
20 NEW MILLEN MULTI ASSET OPPORTUN CLASSE L	NMMAO	LU1363165751	96.78	99	2.3%	6	1 213 432	57	5 822 768
21 NEW MILLENNIUM AUGUSTUM MARKET TIMING L	NMMT	LU1148874636	111.9	112.24	0.3%	-	-	-	-
22 NEW MILLENNIUM BALANC WORLD CONSERVAT L	NMBWC	LU1148874552	146.57	147.72	0.8%	1	10 331	9	1 383 503
23 NEW MILLENNIUM PIR BILANCIATO SIST ITA L	NMPBSI	LU1602468800	91.06	92.77	1.9%	-	-	2	238 763
24 NEW MILLENNIUM TOTAL RETURN FLEXIBLE	NMTRF	LU2249747283	115.92	116.61	0.6%	-	-	1	100 675
25 NEW MILLENNIUM VOLACTIVE CLASSE L	NMVOL	LU1148874800	91.84	91.77	-0.1%	-	-	-	-
26 NICHEJUNGLE KOREA REUNIFICATION SDG FUND	NJKOR	IE000R0CQ077	-	-	-	30	3 271 969	30	3 271 969
27 OPEN CAPITAL PROFESSIONAL	OCPP1	IT0005279754	84.729	90.16	6.4%	16	1 472 583	120	11 209 866
28 OPEN CAPITAL TOTAL RETURN CLASSE L	OCPTR	IT0005279515	97.538	100.482	3.0%	22	2 044 381	210	25 014 503
29 OTF OPPORTUNITY	OTFOPP	IT0005279697	93.675	98.805	5.5%	8	1 546 264	23	4 051 119
30 PHARUS ASIAN VALUE NICHE	PHSAN	LU1867072735	113.79	117.23	3.0%	2	1 507 357	51	3 717 319
31 PHARUS BEST REG. COMPANIES, CLASSE QD	PHSTED	LU1868872802	88.82	92.78	4.5%	3	1 049 666	13	4 283 105
32 PHARUS SICAV - BASIC FUND Q	HPSBAS	LU1176781729	20.82	21.55	3.5%	5	28 477	40	1 610 127
33 PHARUS SICAV_CONSERVATIVE	PHSARQ	LU1136401467	98.39	99.15	0.8%	6	140 086	19	1 077 734
34 PHARUS TREND PLAYER CLASS Q	PHSTPQ	LU1253867847	151.96	152	0.0%	-	-	2	688
35 PLURIMA STRATEGY PORTFOLIO A LISTED	PPSPOF	IE000BVDPKX98	9.202	-	n.a.	-	-	-	-
36 QSF - FAMILY GLOBAL VALUE EUR Q ACC	QSFAGV	LU2264552998	92.64	93.54	1.0%	-	-	-	-
37 SAFE SICAV-SAFE DYNAMIC ALLOCATION Q EUR	PHSAFQ	LU1136402788	85.19	85.31	0.1%	5	157 966	47	2 468 401
38 SELECTRA J. LAMARCK BIOTECH CLASS D	SELJLB	LU1246176264	148.25	152.21	2.7%	3	15 874	27	233 931
39 SELECTRA J. LAMARCK PHARMA CLASS D	SELJLP	LU1246176850	111.24	117.63	5.7%	-	-	-	-
40 SUMUS STRATEGIC FUND CLASSE Q EUR	HPSDYN	LU1176783774	9.9	10.04	1.4%	-	-	13	984 633
41 TIMEO BEST GLOBAL MANAGERS FLEX EQUITY	TNSBEQ	LU1850436491	90.2	92.29	2.3%	-	-	1	10 090
42 UCAPITAL MULTI ALPHA PLUS FUND A LISTED	PMALPF	IE000B9VH9599	8.208	-	n.a.	-	-	-	-
43 VARENNE VALEUR	VVAITA	LU2358390594	120.48	119.68	-0.7%	-	-	-	-
44 VARENNE VALEUR QUOTA IT	VVAITA	FR0013216991	-	-	-	-	-	2	119 084

Markets Analysis
Piazza degli Affari, 6 - 20123 Milano
T +39 02 724261 | Fax +39 02 8646.4323
e-mail: markets_analysis@borsaitaliana.it
www.borsaitaliana.it

This publication is for information purposes only and is not a recommendation to engage in investment activities. This publication is provided "as is" without representation or warranty of any kind. Whilst all reasonable care has been taken to ensure the accuracy of the content, Euronext does not guarantee its accuracy or completeness. Euronext will not be held liable for any loss or damages of any nature ensuing from using, trusting or acting on information provided. No information set out or referred to in this publication shall form the basis of any contract. The creation of rights and obligations in respect of financial products that are traded on the exchanges operated by Euronext's subsidiaries shall depend solely on the applicable rules of the market operator. All proprietary rights and interest in or connected with this publication shall vest in Euronext. No part of it may be redistributed or reproduced in any form without the prior written permission of Euronext. Euronext disclaims any duty to update this information. Euronext refers to Euronext N.V. and its affiliates. Information regarding trademarks and intellectual property rights of Euronext is located at www.euronext.com/terms-use.