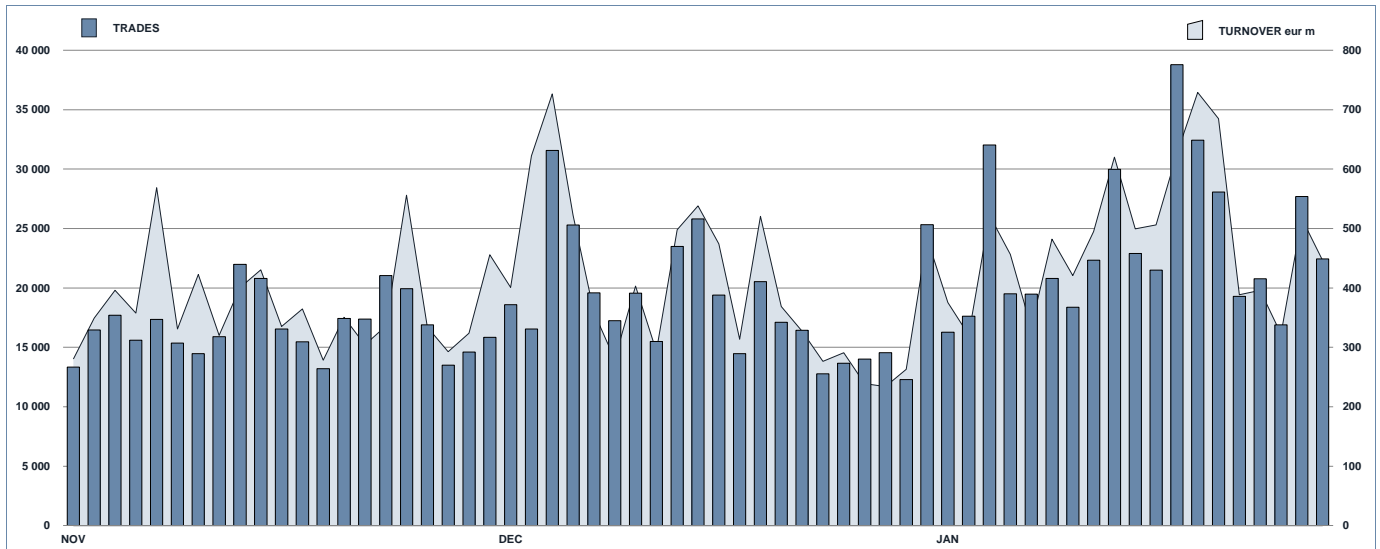




ETF Statistics

January 2016

ETFLPLUS DAILY TURNOVER



MAIN INDICATORS

	LISTED INSTRUMENT				TRADING					
	LISTED END of MONTH	MONTH NEW LISTED	AUM in MT		NOVEMBER 2015		DECEMBER 2015		JANUARY 2016	
			eur m 30/12/2015	eur m 29/01/2016	Trades	Turnover eur m	Trades	Turnover eur m	Trades	Turnover eur m
ETF - DEVELOPED MARKET	215	3	21 095.92	20 098.19	100 875	4 076.60	108 154	4 327.01	151 988	5 512.21
ETF - CORPORATE AND GOV BOND	185	0	15 867.22	16 207.27	39 516	1 418.96	36 116	1 409.00	47 689	1 456.43
ETF - EMERGING MARKETS	94	1	2 645.01	2 436.31	18 826	339.50	16 543	317.43	20 784	454.87
ETF - STYLE	71	4	1 478.26	1 444.05	5 412	138.82	5 015	79.27	6 356	99.50
OTHERS	146	0	2 204.50	2 098.73	15 936	259.82	14 384	247.89	16 190	269.29
ETCCTN	298	0	4 309.48	4 852.34	170 226	1 549.79	188 282	1 570.17	229 498	1 832.20
OPEN OICR	102	2	49.35	47.99	92	5.55	36	1.58	46	2.97
TOTAL	1 111	10	47 649.75	47 184.87	350 883	7 789.05	368 530	7 952.34	472 551	9 627.46

MOST TRADED IN THE MONTH BY TRADES AND RELATIVE SPREAD

Name	Alphab.	ISIN	TRADES number	% TOT	SPREAD BBO	25 000 €
1 BOOST WTI OIL 3X LEVERAGE DAILY	3OIL	IE00B7ZQC614	56 245	11.9%	0.21%	0.28%
2 LYXOR UCITS ETF FTSE MIB DAILY LEVERAGED	LEVMB	FR0010446658	35 572	7.5%	0.10%	0.11%
3 LYXOR UCITS ETF FTSE MIB DAI DOU SHT XBR	XBRMB	FR0010446666	19 698	4.2%	0.10%	0.10%
4 ETF5 2X DAILY LONG WTI CRUDE OIL	LOIL	JE00B2NFTJ73	19 637	4.2%	0.16%	0.18%
5 BOOST WTI OIL 3X SHORT DAILY	3OIS	IE00B7SXS586	15 423	3.3%	0.34%	0.39%
6 BOOST NATURAL GAS 3X LEVERAGE DAILY	3NGL	IE00B8VC8061	15 201	3.2%	0.28%	0.36%
7 LYXOR UCITS ETF FTSE MIB	ETFMIB	FR0010010827	15 066	3.2%	0.05%	0.05%
8 ETF5 WTI CRUDE OIL	CRUD	GB00B15KXV33	12 555	2.7%	0.13%	0.14%
9 BOOST FTSE MIB 3X LEVERAGE DAILY	3ITL	IE00B8NB3063	8 360	1.8%	0.25%	0.26%
# BOOST NATURAL GAS 3X SHORT DAILY	3NGS	IE00B76BRD76	8 154	1.7%	0.28%	0.50%

MOST TRADED IN THE MONTH BY TURNOVER AND RELATIVE SPREAD

Name	Alphab.	ISIN	TURNOVER eur m	% TOT	SPREAD BBO	25 000 €
1 LYXOR UCITS ETF FTSE MIB	ETFMIB	FR0010010827	735	7.6%	0.05%	0.05%
2 LYXOR UCITS ETF FTSE MIB DAILY LEVERAGED	LEVMB	FR0010446658	540	5.6%	0.10%	0.11%
3 LYXOR UCITS ETF FTSE MIB DAI DOU SHT XBR	XBRMB	FR0010446666	387	4.0%	0.10%	0.10%
4 BOOST WTI OIL 3X LEVERAGE DAILY	3OIL	IE00B7ZQC614	317	3.3%	0.21%	0.28%
5 ISHARES FTSE MIB UCITS ETF (DIST)	IMIB	IE00B1XNH568	273	2.8%	0.09%	0.09%
6 LYXOR EURO STOXX 50 (DR) UCITS ETF	MSE	FR0007054358	252	2.6%	0.07%	0.07%
7 ISHARES EURO STOXX 50 UCITS ETF (DIST)	EUE	IE0008471009	235	2.4%	0.07%	0.08%
8 ISHARES STOXX EUROPE 600 UCITS ETF	EXSA	DE0002635307	185	1.9%	0.07%	0.07%
9 ISHARES CORE S&P 500 UCITS ETF	CSSPX	IE00B5BMR087	153	1.6%	0.08%	0.08%
# ISHARES MSCI EUROPE UCITS ETF (DIST)	IMEU	IE00B1Y2SC51	146	1.5%	0.10%	0.10%

MOST TRADED IN THE YEAR BY TRADES AND RELATIVE SPREAD

Name	Alphab.	ISIN	TRADES number	% TOT	SPREAD BBO	25 000 €
1 BOOST WTI OIL 3X LEVERAGE DAILY	3OIL	IE00B7ZQC614	442 886	8.2%	0.23%	0.27%
2 LYXOR UCITS ETF FTSE MIB DAILY LEVERAGED	LEVMB	FR0010446658	402 855	7.5%	0.11%	0.11%
3 LYXOR UCITS ETF FTSE MIB DAI DOU SHT XBR	XBRMB	FR0010446666	229 504	4.3%	0.10%	0.10%
4 ETF5 2X DAILY LONG WTI CRUDE OIL	LOIL	JE00B2NFTJ73	202 460	3.8%	0.17%	0.19%
5 BOOST NATURAL GAS 3X LEVERAGE DAILY	3NGL	IE00B8VC8061	177 117	3.3%	0.30%	0.38%
6 LYXOR UCITS ETF FTSE MIB	ETFMIB	FR0010010827	161 107	3.0%	0.05%	0.05%
7 BOOST WTI OIL 3X SHORT DAILY	3OIS	IE00B7SXS586	157 200	2.9%	0.37%	0.45%
8 ETF5 WTI CRUDE OIL	CRUD	GB00B15KXV33	136 942	2.5%	0.14%	0.15%
9 BOOST NATURAL GAS 3X SHORT DAILY	3NGS	IE00B76BRD76	93 043	1.7%	0.32%	0.56%
# ETF5 2X DAILY LONG NATURAL GAS	LNGA	JE00B2NFTQ41	79 616	1.5%	2.63%	2.65%

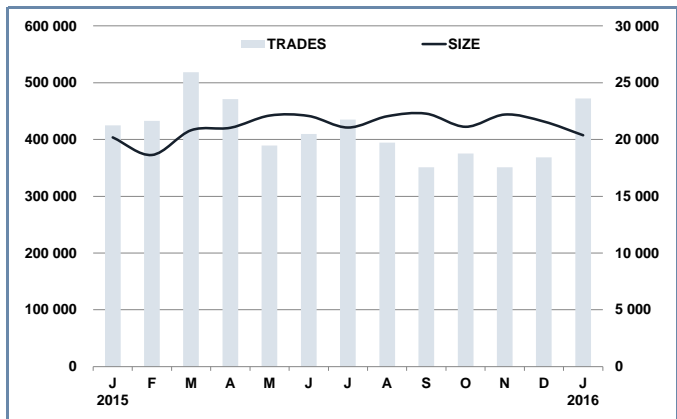
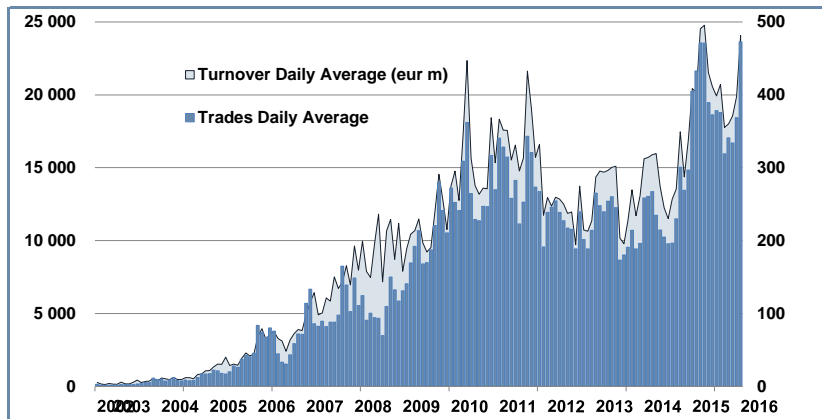
MOST TRADED IN THE YEAR BY TURNOVER AND RELATIVE SPREAD

Name	Alphab.	ISIN	TURNOVER eur m	% TOT	SPREAD BBO	25 000 €
1 LYXOR UCITS ETF FTSE MIB DAILY LEVERAGED	LEVMB	FR0010446658	8 504	7.5%	0.11%	0.11%
2 LYXOR UCITS ETF FTSE MIB	ETFMIB	FR0010010827	6 858	6.0%	0.05%	0.05%
3 LYXOR UCITS ETF FTSE MIB DAI DOU SHT XBR	XBRMB	FR0010446666	4 474	3.9%	0.10%	0.10%
4 ISHARES EURO STOXX 50 UCITS ETF (DIST)	EUE	IE0008471009	3 726	3.3%	0.08%	0.09%
5 BOOST WTI OIL 3X LEVERAGE DAILY	3OIL	IE00B7ZQC614	3 330	2.9%	0.23%	0.27%
6 LYXOR EURO STOXX 50 (DR) UCITS ETF	MSE	FR0007054358	2 229	2.0%	0.08%	0.08%
7 ETF5 WTI CRUDE OIL	CRUD	GB00B15KXV33	2 033	1.8%	0.14%	0.15%
8 ISHARES FTSE MIB UCITS ETF (DIST)	IMIB	IE00B1XNH568	2 008	1.8%	0.10%	0.10%
9 ISHARES S&P 500 UCITS ETF (DIST)	IUSA	IE0031442068	1 877	1.6%	0.13%	0.15%
# ETF5 2X DAILY LONG WTI CRUDE OIL	LOIL	JE00B2NFTJ73	1 829	1.6%	0.17%	0.19%

TRADING BY SIZE OF TURNOVER

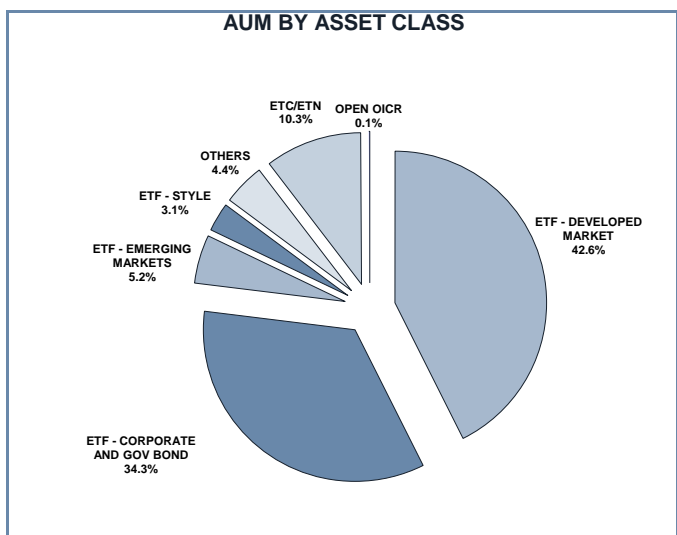
SIZE OF TURNOVER		NOVEMBER 2015		DECEMBER 2015		JANUARY 2016			
		Trades	Turnover eur m	Trades	Turnover eur m	Trades	% TOT	Turnover eur m	% TOT
-	500	28 957	7.5	34 266	9.0	50 646	10.7%	13.4	0.1%
500	1 000	31 190	23.1	36 925	28.4	51 221	10.8%	37.9	0.4%
1 000	2 000	47 974	70.7	57 557	82.8	69 890	14.8%	102.8	1.1%
2 000	3 000	34 527	85.2	34 363	84.3	41 177	8.7%	101.2	1.1%
3 000	4 000	21 842	75.5	21 678	75.3	30 561	6.5%	105.9	1.1%
4 000	5 000	19 558	88.6	20 079	90.8	27 796	5.9%	125.2	1.3%
5 000	6 000	15 779	85.7	14 289	77.7	19 351	4.1%	105.2	1.1%
6 000	7 000	12 445	81.3	9 369	60.6	14 833	3.1%	96.3	1.0%
7 000	8 000	8 132	60.7	7 963	59.6	12 683	2.7%	95.2	1.0%
8 000	9 000	8 398	71.5	9 252	78.9	11 348	2.4%	96.1	1.0%
9 000	10 000	10 154	97.2	11 908	113.2	12 872	2.7%	122.9	1.3%
10 000	15 000	27 876	333.8	26 258	317.6	32 430	6.9%	398.0	4.1%
15 000	20 000	18 569	326.4	19 806	345.3	19 606	4.1%	338.8	3.5%
20 000	25 000	12 899	283.0	10 728	237.2	11 252	2.4%	249.6	2.6%
25 000	30 000	7 153	197.3	6 364	174.3	8 382	1.8%	229.8	2.4%
30 000	35 000	4 951	160.5	4 375	141.7	6 407	1.4%	207.0	2.1%
35 000	40 000	3 641	136.8	4 526	169.0	5 610	1.2%	210.9	2.2%
40 000	45 000	5 047	215.5	4 760	203.0	5 706	1.2%	241.0	2.5%
45 000	50 000	3 949	187.4	4 685	220.7	4 521	1.0%	214.6	2.2%
50 000	75 000	8 860	532.0	8 686	520.2	10 808	2.3%	655.5	6.8%
75 000	100 000	4 901	427.9	4 917	431.1	7 306	1.5%	646.2	6.7%
100 000	125 000	3 827	424.7	4 332	477.3	4 232	0.9%	472.7	4.9%
125 000	150 000	2 235	306.9	2 183	297.6	2 341	0.5%	322.7	3.4%
150 000		8 019	3 509.9	9 261	3 656.8	11 572	2.4%	4 438.5	46.1%
TOTAL		350 883	7 789.0	368 530	7 952.3	472 551		9 627.5	

TRADING EVOLUTION



FOCUS

MONTH	INSTRUMENT WITH HIGHEST TURNOVER		INSTRUMENT WITH HIGHEST TRADES NUMBER	
	ALPHA CODE	EUR	ALPHA CODE	NUMBER
JANUARY 2015	LEVMIB	589 942 362	LEVMIB	37 877
FEBRUARY	LEVMIB	506 361 170	3OIL	31 946
MARCH	LEVMIB	955 996 784	LEVMIB	39 467
APRIL	LEVMIB	946 825 105	LEVMIB	36 025
MAY	LEVMIB	730 124 870	LEVMIB	29 838
JUNE	LEVMIB	793 870 827	LEVMIB	38 536
JULY	LEVMIB	841 098 717	LEVMIB	38 017
AUGUST	LEVMIB	642 965 179	3OIL	31 938
SEPTEMBER	ETFMIB	609 492 838	3OIL	40 478
OCTOBER	ETFMIB	575 829 707	3OIL	41 419
NOVEMBER	LEVMIB	484 704 320	3OIL	36 057
DECEMBER	ETFMIB	685 113 842	3OIL	35 037
JANUARY 2016	ETFMIB	735 009 933	3OIL	56 245



SPREAD

	SPREAD							
	BBO		5 000 €		15 000 €		25 000 €	
	SPREAD	% OBSER	SPREAD	% OBSER	SPREAD	% OBSER	SPREAD	% OBSER
ETF - DEVELOPED MARKET	0.14%	100.00%	0.15%	99.99%	0.15%	99.98%	0.15%	99.97%
EQUITY ITALY	0.08%	100.00%	0.09%	100.00%	0.09%	100.00%	0.09%	99.98%
EQUITY EUROPE - REGIONAL	0.11%	100.00%	0.12%	100.00%	0.12%	99.99%	0.12%	99.99%
EQUITY EUROPE - SINGLE COUNTRY	0.23%	100.00%	0.24%	99.97%	0.24%	99.95%	0.24%	99.94%
EQUITY WORLD	0.13%	100.00%	0.13%	99.98%	0.13%	99.96%	0.14%	99.94%
EQUITY NORTH AMERICA	0.15%	100.00%	0.16%	100.00%	0.16%	100.00%	0.16%	99.99%
EQUITY PACIFIC	0.22%	100.00%	0.23%	99.93%	0.23%	99.91%	0.24%	99.87%
EQUITY SHORT (DEVELOPED)	0.21%	100.00%	0.21%	100.00%	0.22%	100.00%	0.22%	100.00%
LEVERAGED LONG	0.14%	100.00%	0.15%	100.00%	0.15%	100.00%	0.15%	99.99%
LEVERAGED SHORT	0.15%	100.00%	0.15%	100.00%	0.16%	100.00%	0.16%	99.99%
ETF - EMERGING MARKETS	0.34%	100.00%	0.35%	99.97%	0.37%	99.94%	0.37%	99.91%
EQUITY EMERGING - AFRICA/MIDDLE EAST	0.85%	100.00%	0.94%	99.89%	0.96%	99.80%	0.97%	99.77%
EQUITY EMERGING - ASIA	0.39%	100.00%	0.40%	99.97%	0.41%	99.95%	0.42%	99.91%
EQUITY EMERGING - CENTRE/SOUTH AMERICA	0.49%	100.00%	0.51%	99.98%	0.55%	99.94%	0.57%	99.90%
EQUITY EMERGING - EAST EUROPE	0.37%	100.00%	0.39%	99.97%	0.42%	99.93%	0.43%	99.86%
EQUITY EMERGING - WORLD	0.21%	100.00%	0.21%	99.98%	0.23%	99.95%	0.23%	99.93%
EQUITY SHORT (EMERGING)	0.53%	100.00%	0.55%	100.00%	0.57%	100.00%	0.57%	100.00%
ETF - CORPORATE GOVERNMENT BONDS	0.13%	100.00%	0.13%	99.99%	0.14%	99.97%	0.14%	99.95%
INFLATION	0.16%	100.00%	0.16%	100.00%	0.16%	99.99%	0.17%	99.97%
LIQUIDITY	0.10%	100.00%	0.10%	99.96%	0.10%	99.95%	0.11%	99.95%
CORPORATE BOND	0.15%	100.00%	0.15%	99.99%	0.16%	99.98%	0.17%	99.97%
AGGREGATE BOND	0.19%	100.00%	0.20%	99.95%	0.21%	99.90%	0.22%	99.90%
BOND SHORT	0.18%	100.00%	0.18%	100.00%	0.18%	100.00%	0.18%	100.00%
BOND LEVERAGED LONG	0.08%	100.00%	0.08%	100.00%	0.08%	100.00%	0.08%	100.00%
BOND LEVERAGED SHORT	0.07%	100.00%	0.07%	100.00%	0.08%	100.00%	0.08%	99.98%
GOVERNMENT BONDS - EMERGING	0.23%	100.00%	0.24%	100.00%	0.26%	99.98%	0.27%	99.85%
GOVERNMENT BONDS - EURO	0.07%	100.00%	0.07%	100.00%	0.07%	99.97%	0.08%	99.96%
GOVERNMENT BONDS - ITALY	0.09%	100.00%	0.09%	99.98%	0.09%	99.94%	0.10%	99.91%
GOVERNMENT BONDS - WORLD	0.19%	100.00%	0.20%	99.99%	0.21%	99.99%	0.21%	99.99%
GOVERNMENT BONDS - EX EURO	0.10%	100.00%	0.10%	99.99%	0.10%	99.99%	0.10%	99.98%
ETF - STYLE	0.31%	100.00%	0.31%	99.97%	0.31%	99.96%	0.32%	99.93%
EQUITY STYLE (DEVELOPED)	0.30%	100.00%	0.31%	99.98%	0.31%	99.96%	0.31%	99.93%
EQUITY STYLE (EMERGING)	0.59%	100.00%	0.60%	99.96%	0.61%	99.90%	0.62%	99.83%
ETF - OTHERS	0.40%	100.00%	0.41%	99.92%	0.42%	99.85%	0.42%	99.77%
EQUITY SECTORS (DEVELOPED)	0.37%	100.00%	0.38%	99.99%	0.38%	99.96%	0.38%	99.94%
EQUITY THEMATIC	0.68%	100.00%	0.70%	99.68%	0.71%	99.44%	0.71%	98.97%
COMMODITIES	0.29%	100.00%	0.29%	99.98%	0.30%	99.96%	0.30%	99.95%
CREDIT INDICES	0.25%	100.00%	0.23%	99.56%	0.23%	99.56%	0.23%	99.56%
REAL ESTATE	0.35%	100.00%	0.35%	99.92%	0.35%	99.83%	0.36%	99.82%
LEVERAGED CREDIT INDICES	0.44%	100.00%	0.39%	98.56%	0.39%	98.56%	0.39%	98.56%
VOLATILITY INDICES	1.44%	100.00%	1.60%	99.78%	1.75%	99.12%	1.85%	98.03%
FLEXIBLE	0.62%	100.00%	0.68%	99.96%	0.72%	99.91%	0.74%	99.87%
ETF	0.17%	100.00%	0.17%	99.99%	0.18%	99.97%	0.18%	99.95%

Data obtained from 1 minute snapshots of the trading book (5 levels) during trading days of the relevant month.

Market Spread: means the difference between bid and ask prices divided by the mid quote at which it was possible to buy and sell simultaneously the relevant amount.

% Obser: means the percentage of observations at which it would be possible to buy and sell simultaneously the relevant amount.

The average showed is the weighted average on AUM deposited in Monte Titoli is used: it's the average calculated taking into account the AUM (asset under management) deposited in Monte Titoli.

News

In January, the ETFplus market welcomed 1 new issuer: Rivage Investment SAS listed its first Open Fund.

During the last month, the following 10 instruments were listed on ETFplus market:

- 1 Pharus open fund
- 1 equity Europe ETF issued by Amundi
- 1 equity Europe ETF issued by iShares
- 1 China equity and 1 US equity 2x leveraged short ETF issued by Lyxor
- 4 UBS equity ETFs
- 1 Rivage open fund

These new instruments bring to 1 111 the number of products listed on ETFplus market (711 ETFs, 298 ETCs/ETNs and 102 open Funds).

Markets Analysis

Piazza degli Affari, 6 - 20123 Milano
T +39 02 724261 | Fax +39 02 8646.4323
e-mail: markets_analysis@borsaitaliana.it
www.borsaitaliana.it



London
Stock Exchange Group

This document contains text, data, graphics, photographs, illustrations, artwork, names, logos, trade marks, service marks and information ("Information") connected with Borsa Italiana S.p.A. ("Borsa Italiana").

All reasonable efforts have been made to ensure that the Information in this document was correct at the time of publication. However, Borsa Italiana Spa accepts no liability for decisions taken, or systems-related or other work carried out by any party based on this document. The publication of this document does not represent solicitation, by Borsa Italiana, of public saving and is not to be considered as a recommendation by Borsa Italiana as to the suitability of the investment, if any, herein described.

© January 2016 Borsa Italiana S.p.A. All rights reserved.