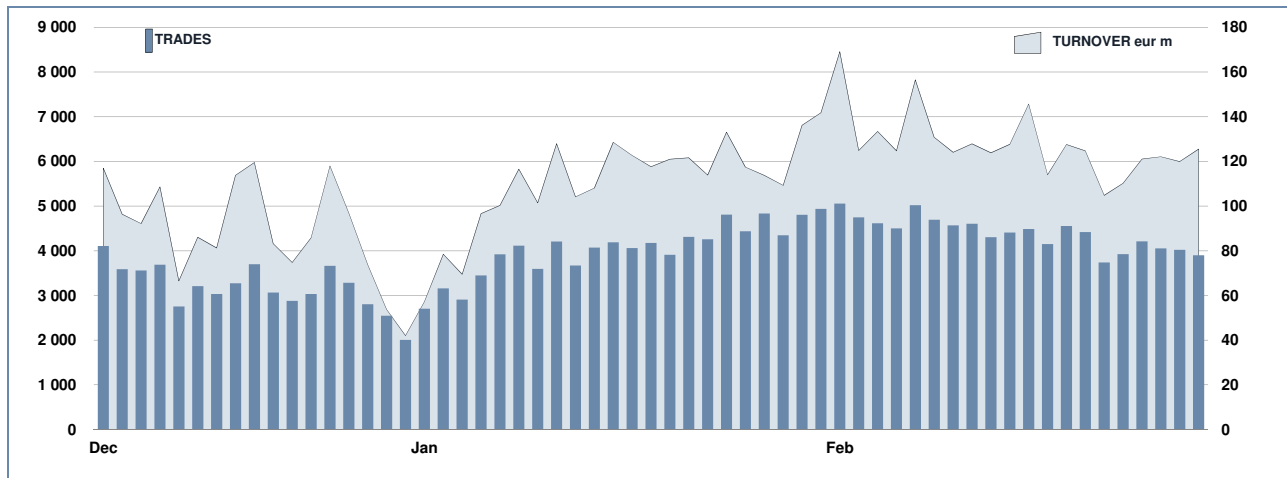


EuroTLX Statistics

February 2019

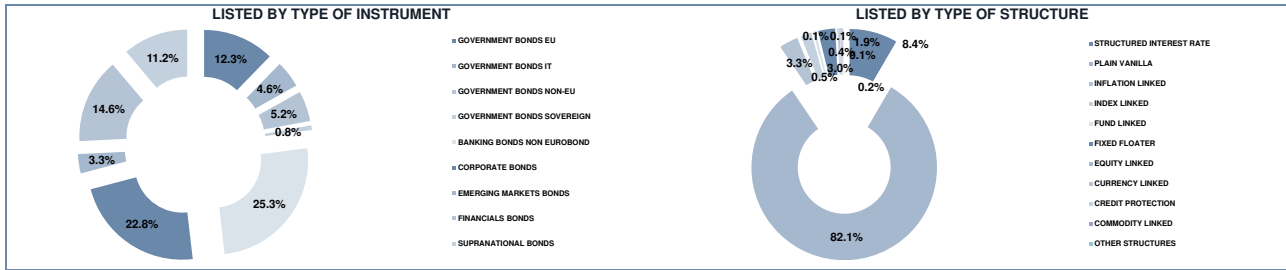
DAILY TURNOVER



MAIN INDICATORS

	LISTED					TRADING						
	DEC 2018		JANUARY 2019		FEBRUARY 2019		JANUARY 2019		FEBRUARY 2019		JAN - FEB 2019	
	LISTED	NEW LISTED	LISTED	NEW LISTED	LISTED	NEW LISTED	TRADES	TURNOVER	TRADES	TURNOVER	TRADES	TURNOVER
	END OF MONTH	BEGIN OF JAN 2019	END OF MONTH	BEGIN OF JAN 2019	END OF MONTH	BEGIN OF JAN 2019	number	eur m	number	eur m	number	eur m
EUROTLX												
FIXED INCOME	2 805	2 772	28	2 759	61	88 876	2 437.2	87 987	2 558.7	176 863	4 995.9	
CERT-X	2 254	2 332	118	2 381	223	35 299	456.1	43 861	555.3	79 160	1 011.4	
SHARES	587	587	1	606	21	5 849	45.0	5 583	45.1	11 432	90.1	
TOTAL	5 646	5 691	147	5 746	305	130 024	2 938.3	137 431	3 159.1	267 455	6 097.3	
FIXED INCOME - TYPE OF INSTRUMENT												
GOVERNMENT BONDS EU	335	340	7	338	9	2 487	69.6	2 162	52.9	4 649	122.5	
GOVERNMENT BONDS IT	126	127	4	128	8	8 315	478.3	8 873	530.9	17 188	1 009.2	
GOVERNMENT BONDS NON-EU	143	142	-	144	2	9 908	156.4	5 724	116.7	15 632	273.1	
GOVERNMENT BONDS SOVEREIGN	22	22	-	22	-	1 272	22.8	1 522	32.1	2 794	54.9	
BANKING BONDS NON EUROBOND	718	712	12	697	21	34 229	530.2	38 259	685.4	72 488	1 215.6	
CORPORATE BONDS	639	624	2	628	12	12 851	401.8	13 483	464.7	26 334	866.4	
EMERGING MARKETS BONDS	89	89	-	91	2	2 361	43.8	2 274	43.5	4 635	87.2	
FINANCIALS BONDS	415	406	3	403	5	7 092	475.0	6 417	426.9	13 509	901.9	
SUPRANATIONAL BONDS	318	310	-	308	2	10 361	259.4	9 273	205.6	19 634	465.1	
TOTAL	2 805	2 772	28	2 759	61	88 876	2 437.2	87 987	2 558.7	176 863	4 995.9	
FIXED INCOME - TYPE OF STRUCTURE												
STRUCTURED INTEREST RATE	233	236	4	232	5	16 078	316.6	17 397	380.3	33 475	696.9	
PLAIN VANILLA	2 313	2 278	23	2 265	49	63 506	1 851.0	61 532	1 955.6	125 038	3 806.6	
INFLATION LINKED	92	91	-	91	-	867	28.6	749	26.0	1 616	54.6	
INDEX LINKED	49	49	-	53	4	1 580	19.8	2 254	28.6	3 834	48.5	
FUND LINKED	13	13	-	13	-	95	1.4	105	1.9	200	3.3	
FIXED FLOATER	84	84	1	82	1	6 491	215.3	5 671	160.8	12 162	376.1	
EQUITY LINKED	2	2	-	3	1	40	0.4	36	0.4	76	0.8	
CURRENCY LINKED	6	6	-	6	-	78	1.2	75	1.4	153	2.6	
CREDIT PROTECTION	10	10	-	10	-	108	2.4	112	2.8	220	5.2	
COMMODITY LINKED	1	1	-	2	1	13	0.1	33	0.4	46	0.5	
OTHER STRUCTURES	2	2	-	2	-	20	0.4	23	0.4	43	0.8	
TOTAL	2 805	2 772	28	2 759	61	88 876	2 437.2	87 987	2 558.7	176 863	4 995.9	

FOCUS ON LISTED BONDS - END OF MONTH



TYPE OF INSTRUMENT - MOST TRADED BONDS IN TERMS OF TURNOVER

GOVERNMENT BONDS EU - FEBRUARY 2019				GOVERNMENT BONDS IT - FEBRUARY 2019			
ISIN	NAME	eur m	TRADES	ISIN	NAME	eur m	TRADES
PTOTEBOE0020	OT 4.1% 15FB45	4.4	57	IT0005240830	BTP 2.2% 01GN27	19.8	472
ES00000124V5	BONOS 2.75% 30AP19	2.8	36	IT0005340929	BTP 2.8% 01DC28	17.9	321
ES00000123B9	OBLIGACIONES 5.5% 30AP21	1.9	40	IT0004594930	BTP 4% 01ST20	14.6	319
PTOTEBOE0007	OT 4.1% 15AP37	1.6	34	IT0005127096	BTP 2% 01DC25	14.5	402
ES00000127H7	BONOS 1.15% 30LG20	1.4	38	IT0005344335	BTP 2.45% 01OT23	14.3	101

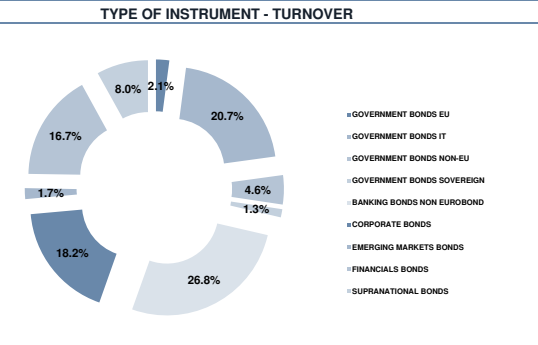
GOVERNMENT BONDS NON EU - FEBRUARY 2019				GOVERNMENT BONDS SOVEREIGN - FEBRUARY 2019			
ISIN	NAME	eur m	TRADES	ISIN	NAME	eur m	TRADES
US912810RM27	USA -T-BOND 3% 15MG45	6.5	141	XS1768074319	ROMANIA 3.375% 05FB38	9.8	663
XS0501195993	ARGENTINA STEP UP SINK 31DC38	5.2	714	US465410BG26	ITALIA 5.375% 15GN33	5.9	242
AU000XCLWAM0	AUSTRALIA 2.75% 21GN35	5.2	243	XS1085735899	PORTOGALLO 5.125% 15OT24	3.5	78
US912810RK60	USA -T-BOND 2.5% 15FB45	4.9	239	US465410AH18	ITALIA 6.875% 27ST23	2.6	103
US912828TR12	USA -T-NOTE 1% 30ST19	4.1	73	XS1117298916	CROAZIA 3% 11MZ25	2.5	22

BANKING BONDS NON EUROBOND - FEBRUARY 2019				CORPORATE BONDS - FEBRUARY 2019			
ISIN	NAME	eur m	TRADES	ISIN	NAME	eur m	TRADES
IT0005158677	BANCO BPM - FIX FLOAT CAP 29GE21	52.0	3 009	XS0161100515	TELECOM ITALIA FINANCE 7.75% 24GE33	32.0	1 711
IT0005161325	ISP -TV 28FB21	48.4	578	XS1708450561	WIND TRE 3.125% CALL 20GE25	22.5	230
IT0005087116	UCG TV CALL SUB 03MG25	41.6	2 038	XS1352597202	SALINI IMPREGILO 3.75% CALL 24GN21	22.5	239
IT0005144677	BANCO BPM - FIX FLOAT CAP 30DC20	32.7	1 972	XS0214965963	TELECOM ITALIA 5.25% 17MZ55	21.4	208
IT0005118838	ISP -TV SUB 30GN22	29.6	1 655	XS0213101073	PETROLEOS MEXICANOS 5.5% 24FB25	15.8	472

EMERGING MARKETS BONDS - FEBRUARY 2019			
ISIN	NAME	eur m	TRADES
US900122AT75	TURCHIA 8% 14FB34	4.2	326
GR0138015814	GRECIA 4.2% 30GE42	3.5	183
US105756BK57	BRASILE 7.125% 20GE37	2.5	174
XS0088543193	RUSSIA 12.75% PUT 24GN28	2.4	74
US105756BF01	BRASILE 5.625% CALL 07GE41	2.2	25

FINANCIALS BONDS - FEBRUARY 2019			
ISIN	NAME	eur m	TRADES
XS1941841311	GENERALI 3.875% SUB 29GE29	46.4	438
XS1109765005	ISP 3.328% SUB 15ST26	35.3	336
XS1428773763	GENERALI-FIX FLOAT CALL SUB 08GN48	34.7	324
XS122597905	ISP 2.855% SUB 23AP25	24.3	237
XS1206977495	UNIPOL GRUPPO 3% 18MZ25	17.6	173

SUPRANATIONAL BONDS - FEBRUARY 2019			
ISIN	NAME	eur m	TRADES
IT0005090995	CDP FIX FLOAT 20MZ22	14.8	550
XS0907250509	BEI-TV 15GE21	14.1	123
XS0449594455	BEI-TV 15GE20	8.0	144
EU000A1G0AB4	EFSF 3.375% 05LG21	4.7	69
US298785GQ39	BEI 2.5% 15OT24	4.4	121



MOST TRADED BONDS BY CURRENCY IN TERMS OF TURNOVER

EUR - FEBRUARY 2019				USD - FEBRUARY 2019					
ISIN	NAME	CURR	eur m	TRADES	ISIN	NAME	CURR	eur m	TRADES
IT0005158677	BANCO BPM - FIX FLOAT CAP 29GE21	EUR	52.0	3 009	XS1782625641	MEDIOBANCA INT SA STEP UP 29MZ24	USD	14.1	1 374
IT0005161325	ISP -TV 28FB21	EUR	48.4	578	US1410333527	IBRD FIX FLOAT CAP 31MG26	USD	11.1	297
XS1941841311	GENERALI 3.875% SUB 29GE29	EUR	46.4	438	IT0005185381	UCG-FIX FLOAT 31MG23	USD	9.2	936
IT0005087116	UCG TV CALL SUB 03MG25	EUR	41.6	2 038	US1937019062	IMI-FIX FLOAT CAP & FLOOR 24GE25	USD	8.8	402
XS1109765005	ISP 3.328% SUB 15ST26	EUR	35.3	336	XS1391107116	CITIGROUP GMM - FIX FLOAT CAP 30ST26	USD	8.3	227

GBP - FEBRUARY 2019				OTHER CURRENCIES - FEBRUARY 2019					
ISIN	NAME	CURR	eur m	TRADES	ISIN	NAME	CURR	eur m	TRADES
XS1051861851	BEI 2.25% 07MZ20	GBP	3.7	22	AU000XCLWAM0	AUSTRALIA 2.75% 21GN35	AUD	5.2	243
XS1068960773	BEI TV 21MG21	GBP	2.5	137	XS0995130712	BEI 8.5% 25LG19	TRY	3.8	355
XS0981588121	BEI TV 16AP19	GBP	2.4	181	AUSTB0000150	AUSTRALIA 3.25% 21AP29	AUD	3.7	64
GB00BDV0F150	GILT 1.75% 22LG19	GBP	1.3	27	NO0010429913	NORVEGIA 4.5% 22MG19	NOK	3.4	174
XS0718502007	PETROBRAS 6.25% CALL 14DC26	GBP	1.1	XS1167524922	BEI 8.125% 21DC26	ZAR	3.4	182	

News

20 shares:

- Share Aena SME (E0105046009)
- Share Aether (A1003073007)
- Share Banca de Sabadell (E011360A34)
- Share Caobank (E01406091919)
- Share Magire (E0124244E34)
- Share Groupe Bruxelles Lambert (BE0003797140)
- Share Calport (BE0914556623)
- Share Enagas (E0130960018)
- Share Bankia (E0113307062)
- Share Siemens Gamesa Renewable Energy (E014916115)
- Share H2C Group (BE000355237)
- Share Umicore (BE0914320526)
- Share ACS Actividades de Construcción y Servicios (E0167050915)
- Share Grifols (E0171996087)
- Share Red Eléctrica Corporación (E0172093024)
- Share Sabry (BE0003407055)
- Share Telcel Group Holding (BE0003826436)
- Share Ferrovial (E0118900010)
- Share UCB (BE0003739530)
- Share Voestalpine (A10000937503)

9 new banking bonds non Eurobonds:

6 EU government bonds:

- REPÚBLICA AUSTRIACA 0.5% 20.02.2029 EUR (A1000046998)
- REPÚBLICA FRANCESA -OAT 1.5% 25.05.2050 EUR (FR0013494969)
- REPÚBLICA ITALIANA -BOT ZC 14.02.2020 EUR (IT0005362634)
- REPÚBLICA ITALIANA -BOT ZC 30.08.2019 EUR (IT0005362642)
- REPÚBLICA ITALIANA -BTP 3.85% 01.09.2049 EUR (IT0005362111)
- REPÚBLICA ITALIANA -BTP 3% 01.08.2029 EUR (IT0005365165)

18 Other bonds:

- 10 Corporate bonds:**
 - EBAY 4% CALLABLE 15.07.2042 USD (US278642AF09)
 - THE GOODYEAR TIRE & RUBBER 5.125% CALLABLE 15.11.2023 USD (US382508BE09)
 - HEWLETT PACKARD ENTERPRISE 6.35% CALLABLE 15.10.2045 USD (US40382NCAY57)
 - PETROLEOS MEXICANOS 6.5% CALLABLE 21.02.2027 USD (US17654QCC55)
 - TELECOM ITALIA CAPITAL 6% CALLABLE 30.09.2034 USD (US87927VAM00)
 - TELECOM ITALIA CAPITAL 7% CALLABLE 18.07.2036 USD (US87927VAB96)
 - JUVENTUS FOOTBALL CLUB 3.375% CALLABLE 19.02.2024 EUR (XS1915596222)
 - ENEL FINANCE INTERNATIONAL 1.5% CALLABLE 21.07.2025 EUR (XS1937665955)
 - BMW FINANCE 1.5% 06.02.2029 EUR (XS1948618840)
 - BMW FINANCE 0.625% 06.10.2023 EUR (XS1948612905)
- 2 Financial Bonds:**
 - HW 0% 02.06.2024 EUR (BE00004LO9P7)
 - UNICREDIT - FIXED TO CMS CALLABLE SUBORDINATED 20.02.2029 EUR (XS1953271225)
- 2 Emerging Markets:**
 - REPÚBLICA GRECA 3.45% 02.04.2024 EUR (GR0114031561)
 - REPÚBLICA SUDAFRICANA 6.3% 22.06.2048 USD (US036205A274)
- 2 Supranational Bonds:**
 - BEI 0.625% 22.01.2029 EUR (XS1938387237)
 - BEI 0.35% 24.05.2024 EUR (XS1935083977)
- 2 Non EU government bonds:**
 - ARABIA SAUDITA 6.625% 04.10.2047 USD (XS1694218469)
 - ARABIA SAUDITA 5.25% 16.01.2050 USD (XS1936302949)

Markets Analysis
 Piazza degli Affari, 6 - 20123 Milano
 T +39 02 724261 | Fax +39 02 8646.4323
 e-mail: markets_analysis@borsaitaliana.it

The above Information is published on web site www.eurotlx.com



This document contains text, data, graphics, photographs, illustrations, artwork, names, logos, trade marks, service marks and information ("Information") connected with EuroTLX Sim SpA ("EuroTLX") and with Borsa Italiana S.p.A. ("Borsa Italiana").

All reasonable efforts have been made to ensure that the Information in this document was correct at the time of publication. However, EuroTLX and Borsa Italiana accept no liability for decisions taken, or system-related or other work carried out by any party based on this document. The publication of this document does not represent solicitation of public saving and is not to be considered as a recommendation on the suitability of the investment, if any herein described.