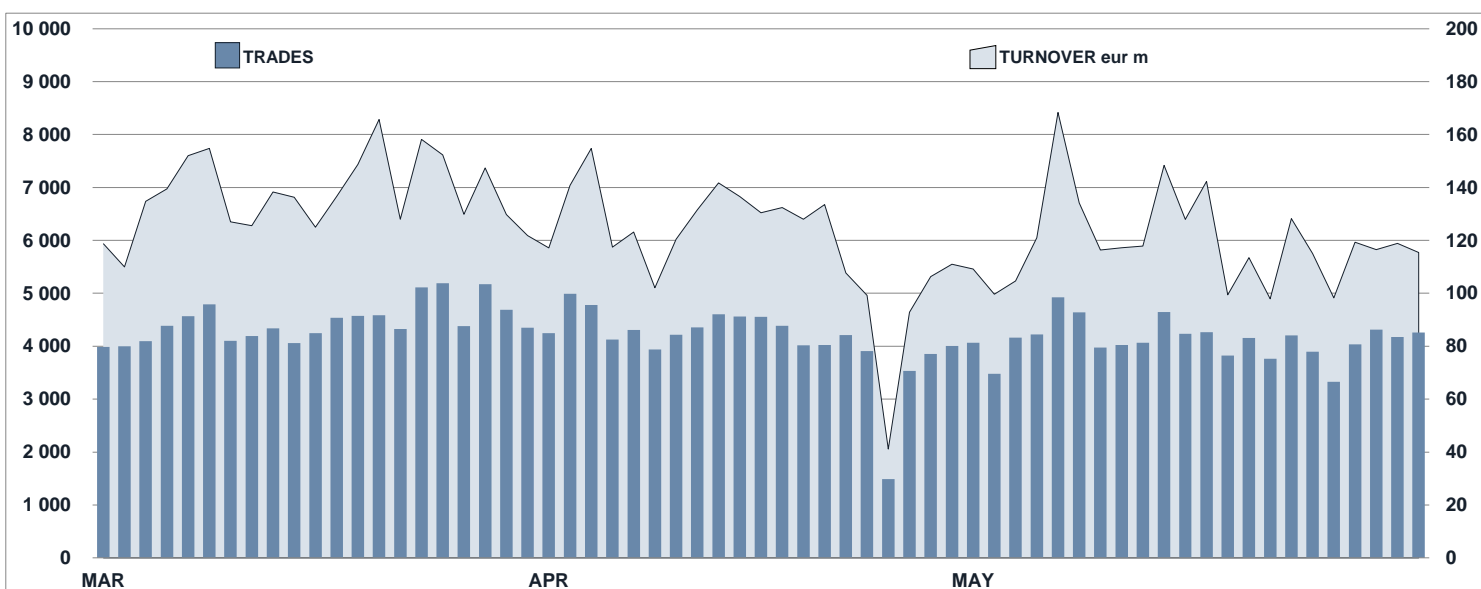


EuroTLX Statistics

May 2019

DAILY TURNOVER

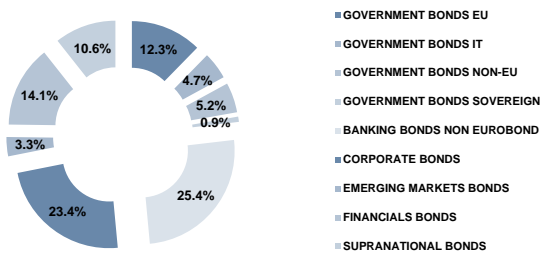


MAIN INDICATORS

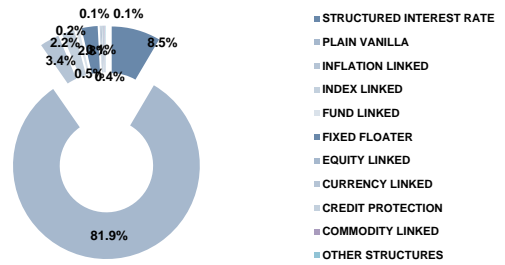
	LISTED					TRADING					
	DEC 2018	APRIL 2019		MAY 2019		APRIL 2019		MAY 2019		JAN - MAY 2019	
	LISTED END of MONTH	LISTED END of MONTH	NEW LISTED BEGIN of JAN 2019	LISTED END of MONTH	NEW LISTED BEGIN of JAN 2019	TRADES number	TURNOVER eur m	TRADES number	TURNOVER eur m	TRADES number	TURNOVER eur m
EUROTLX											
FIXED INCOME	2 805	2 751	149	2 735	182	82 104	2 368.2	90 647	2 629.4	443 285	12 873.6
CERT-X	2 254	2 607	637	2 767	860	81 680	1 163.6	62 309	804.9	302 661	4 153.4
SHARES	587	697	116	745	166	7 188	56.5	6 304	48.5	31 889	249.4
TOTAL	5 646	6 055	902	6 247	1 208	170 972	3 588.3	159 260	3 482.8	777 835	17 276.4
FIXED INCOME - TYPE OF INSTRUMENT											
GOVERNMENT BONDS EU	335	337	14	337	15	2 140	61.0	1 975	57.8	11 340	314.3
GOVERNMENT BONDS IT	126	130	16	129	18	6 397	438.1	8 192	514.7	40 351	2 550.9
GOVERNMENT BONDS NON-EU	143	143	4	142	5	6 364	118.5	6 033	143.2	34 336	663.4
GOVERNMENT BONDS SOVEREIG	22	26	4	25	5	968	32.5	1 186	29.8	6 214	148.1
BANKING BONDS NON EUROBONI	718	698	53	694	64	35 718	667.3	41 119	739.6	187 583	3 314.0
CORPORATE BONDS	639	628	30	639	47	13 027	437.9	14 635	447.2	68 979	2 289.4
EMERGING MARKETS BONDS	89	91	5	91	5	3 120	56.9	2 877	61.1	13 972	274.8
FINANCIALS BONDS	415	393	13	387	13	5 469	372.0	6 031	452.1	32 549	2 267.8
SUPRANATIONAL BONDS	318	305	10	291	10	8 901	184.0	8 599	184.0	47 961	1 050.9
TOTAL	2 805	2 751	149	2 735	182	82 104	2 368.2	90 647	2 629.4	443 285	12 873.6
FIXED INCOME - TYPE OF STRUCTURE											
STRUCTURED INTEREST RATE	233	234	12	232	13	13 185	345.8	14 638	346.0	76 932	1 811.8
PLAIN VANILLA	2 313	2 255	122	2 239	149	60 269	1 798.2	66 218	1 993.1	319 877	9 800.1
INFLATION LINKED	92	91	1	92	2	653	24.7	678	18.9	3 792	129.4
INDEX LINKED	49	55	9	59	13	2 297	34.3	2 432	36.6	11 010	152.3
FUND LINKED	13	15	2	15	2	146	3.5	171	3.0	620	11.9
FIXED FLOATER	84	78	1	76	1	5 252	154.8	6 223	225.1	29 561	937.4
EQUITY LINKED	2	3	1	3	1	28	0.3	47	0.9	199	2.7
CURRENCY LINKED	6	6	-	5	-	70	1.3	81	1.8	404	7.2
CREDIT PROTECTION	10	10	-	10	-	135	3.9	90	2.5	616	16.0
COMMODITY LINKED	1	2	1	2	1	39	0.5	42	0.4	160	2.0
OTHER STRUCTURES	2	2	-	2	-	30	0.7	27	0.9	114	2.8
TOTAL	2 805	2 751	149	2 735	182	82 104	2 368.2	90 647	2 629.4	443 285	12 873.6

FOCUS ON LISTED BONDS - END OF MONTH

LISTED BY TYPE OF INSTRUMENT



LISTED BY TYPE OF STRUCTURE



TYPE OF INSTRUMENT - MOST TRADED BONDS IN TERMS OF TURNOVER

GOVERNMENT BONDS EU - MAY 2019				GOVERNMENT BONDS IT - MAY 2019			
ISIN	NAME	eur m	TRADES	ISIN	NAME	eur m	TRADES
ES00000127H7	BONOS 1.15% 30LG20	3.9	56	IT0005366007	BTP 1% 15LG22	15.6	254
ES00000128E2	OBLIGACIONES 3.45% 30LG66	2.9	26	IT0005370306	BTP 2.1% 15LG26	11.9	226
PT0TEBOE0020	OT 4.1% 15FB45	2.7	28	IT0005350514	CTZ ZC Z7NV20	11.6	158
ES00000123B9	OBLIGACIONES 5.5% 30AP21	2.6	49	IT0005367492	BTP 1.75% 01LG24	11.4	196
SE0007125927	SVEZIA 1% 12NV26	2.4	30	IT0005127086	BTP 2% 01DC25	10.7	197

GOVERNMENT BONDS NON EU - MAY 2019				GOVERNMENT BONDS SOVEREIGN - MAY 2019			
ISIN	NAME	eur m	TRADES	ISIN	NAME	eur m	TRADES
US912810RK60	USA -T-BOND 2.5% 15FB45	8.3	408	US465410BG26	ITALIA 5.375% 15GN33	9.9	429
US912810RM27	USA -T-BOND 3% 15MG45	7.4	154	XS1768074319	ROMANIA 3.375% 08FB38	4.9	250
US912828VZ00	USA -T-NOTE 2% 30ST20	4.8	136	US465410AH18	ITALIA 6.875% 27ST23	2.6	94
US912828XB14	USA -T-NOTE 2.125% 15MG25	4.7	113	XS1085735899	PORTOGALLO 5.125% 15OT24	2.6	65
XS0501195993	ARGENTINA STEP UP SINK 31DC38	4.6	756	XS1837994794	ROMANIA 5.125% 15GN48	2.1	83

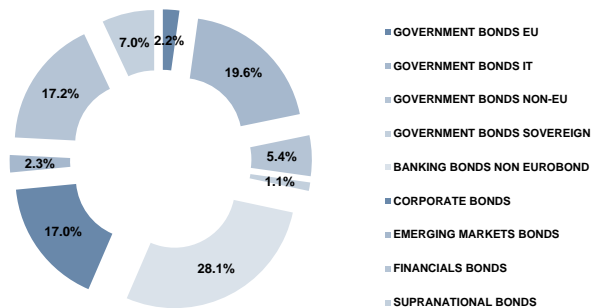
BANKING BONDS NON EUROBOND - MAY 2019				CORPORATE BONDS - MAY 2019			
ISIN	NAME	eur m	TRADES	ISIN	NAME	eur m	TRADES
IT0005087116	UCG TV CALL SUB 03MG25	41.7	1 899	XS1885068113	TOYOTA MOTOR CREDIT STEP-UP 24OT25	52.1	2 572
XS1782625641	MEDIOBANCA INT SA STEP UP 29M24	40.2	2 690	XS1435297202	SALINI IMPREGILO 3.75% CALL 24GN21	24.7	240
IT0005158677	BANCO BPM - FIX FLOAT CAP 29GE21	39.9	1 927	XK0214965963	TELECOM ITALIA 5.25% 17MZ55	18.7	178
XS1762729538	CITIGROUP GMH - STEP UP 12GN24	30.4	1 917	XS1708450561	WIND TRE 3.125% CALL 20GE25	16.1	158
XS1610693290	GOLDMAN SACHS GROUP STEP UP 31MG24	30.3	1 818	XS0161100515	TELECOM ITALIA FINANCE 7.75% 24GE33	15.3	1 061

EMERGING MARKETS BONDS - MAY 2019			
ISIN	NAME	eur m	TRADES
GR0138015814	GRECIA 4.2% 30GE42	7.7	245
US900123AT75	TURCHIA 8% 14FB34	6.2	566
US900123AV05	TURCHIA 7.375% 05FB25	5.4	432
GR0133011248	GRECIA 4% 30GE37	5.3	186
US900123AL40	TURCHIA 11.875% 15GE30	4.0	202

FINANCIALS BONDS - MAY 2019			
ISIN	NAME	eur m	TRADES
XS1428773763	GENERALI-FIX FLOAT CALL SUB 08GN48	72.5	654
XS1941841311	GENERALI 3.875% SUB 29GE29	33.0	302
XS1109765005	ISP 3.928% SUB 15ST26	26.3	247
XS1311440082	GENERALI-FIX FLOAT CALL SUB 27OT47	19.6	165
XS1222597905	ISP 2.855% SUB 23AP25	17.3	163

SUPRANATIONAL BONDS - MAY 2019			
ISIN	NAME	eur m	TRADES
IT0005090995	CDP FIX FLOAT 20MZ22	12.6	421
XS0449594455	BEI-TV 15GE20	8.7	153
US298785HL33	BEI 1.625% 14AG20	5.5	59
XS0765766703	BEI-TV 04GE22	5.3	37
IT0005105488	CDP 1.5% 09AP25	4.7	45

TYPE OF INSTRUMENT - TURNOVER



MOST TRADED BONDS BY CURRENCY IN TERMS OF TURNOVER

EUR - MAY 2019				USD - MAY 2019			
ISIN	NAME	CURRI eur m	TRADES	ISIN	NAME	CURRI eur m	TRADES
XS1428773763	GENERALI-FIX FLOAT CALL SUB 08GN48	EUR 72.5	654	XS1885068113	TOYOTA MOTOR CREDIT STEP-UP 24OT25	USD 52.1	2 572
IT0005087116	UCG TV CALL SUB 03MG25	EUR 41.7	1 899	XS1782625641	MEDIOBANCA INT SA STEP UP 29M24	USD 40.2	2 690
IT0005158677	BANCO BPM - FIX FLOAT CAP 29GE21	EUR 39.9	1 927	XS1762729538	CITIGROUP GMH - STEP UP 12GN24	USD 30.4	1 917
XS1941841311	GENERALI 3.875% SUB 29GE29	EUR 33.0	302	XS1610693290	GOLDMAN SACHS GROUP STEP UP 31MG24	USD 30.3	1 818
XS1109765005	ISP 3.928% SUB 15ST26	EUR 26.3	247	XS1876165819	HSBC - STEP-UP FLOATER 28ST24	USD 18.6	1 234

GBP - MAY 2019				OTHER CURRENCIES - MAY 2019			
ISIN	NAME	CURRI eur m	TRADES	ISIN	NAME	CURRI eur m	TRADES
GB00BN65R198	GILT 2% 22LG20	GBP 2.2	52	AU000XCLWAM0	AUSTRALIA 2.75% 21GN35	AUD 4.1	243
GB00BD0VF150	GILT 1.75% 22LG19	GBP 0.7	22	XS1115184753	BEI 9.25% 03OT24	TRY 3.0	397
XS1068966073	BEI TV 21MG21	GBP 0.7	27	XS1075219763	BEI 8.75% 18ST21	TRY 2.9	238
XS0481342896	ISP 5.25% 28GE22	GBP 0.4	6	N00010572878	NORVEGIA 3.75% 25MG21	NOK 2.6	90
XS0452188054	ENEL FINANCE INT 5.625% 14AG24	GBP 0.3	4	XS1490971634	BEI 1.125% 16ST21	CAD 2.5	109

News

- 50 new Shares
- 11 new banking bonds non Eurobonds:
- 4 EU government bonds:
 - REPUBBLICA TEDESCA - SCHATZ 0% 11.06.2021 EUR (DE001104768)
 - REPUBBLICA ITALIANA - BOT ZC 14.05.2020 EUR (IT0005371890)
 - REPUBBLICA ITALIANA - BOT ZC 29.11.2019 EUR (IT0005371908)
 - REPUBBLICA ROMENA 2.375% 19.04.2027 EUR (XS1599193403)
- 18 Other bonds:
 - 17 Corporate bonds:
 - CNH INDUSTRIAL 3.85% CALLABLE 15.11.2027 USD (US152948A889)
 - CENTURYLINK 7.0% CALLABLE 15.09.2039 USD (US13670AAM80)
 - BRANDIS 5.25% CALLABLE 03.02.2028 USD (US503797AN48)
 - MYLAN 3.95% CALLABLE 15.06.2026 USD (US62854AM44)
 - NETFLIX 5.875% CALLABLE 15.11.2028 USD (US64110LAT35)
 - PETROLIUM MEXICANOS 5.35% CALLABLE 12.02.2028 USD (US7165AQCK67)
 - PETROLIUM MEXICANOS 6.6% CALLABLE 23.01.2029 USD (US7165AQCR54)
 - SPRINT CAPITAL 8.75% CALLABLE 15.03.2032 USD (US852060AT99)
 - TELECOM ITALIA CAPITAL 6.375% CALLABLE 15.11.2033 USD (US87927VAF58)
 - TELECOM ITALIA CAPITAL 7.721% CALLABLE 04.06.2038 USD (US87927VAV09)
 - TENNECO 5% CALLABLE 15.07.2026 USD (US880349A861)
 - UNITED STATES STEEL 6.875% CALLABLE 15.08.2025 USD (US912909AM02)
 - UNITED STATES STEEL 6.25% CALLABLE 15.03.2026 USD (US912909AN84)
 - VODAFONE - FIXED FLOATER CALLABLE SUBORDINATO 04.04.2079 USD (US92857WB024)
 - NETFLIX 5.375% CALLABLE 15.11.2029 USD (USU74079AN15)
 - EUROPCAR MOBILITY DRIVE 4% CALLABLE 30.04.2026 EUR (XS1368337587)
 - DAVIEE CAMBRIDGE - MILANO 1.655% 30.04.2024 EUR (XS1586246327)
 - 1 No EU government bonds:
 - MONTENEGRO 3.375% 21.04.2025 EUR (XS1807201899)

Markets Analysis
 Piazza degli Affari, 6 - 20123 Milano
 T +39 02 724261 | Fax +39 02 8646.4323
 e-mail: markets_analysis@borsaitaliana.it

This document contains text, data, graphics, photographs, illustrations, artwork, names, logos, trade marks, service marks and information ("Information") connected with EuroTLX Sim SpA ("EuroTLX") and with Borsa Italiana S.p.A. ("Borsa Italiana").

The above Information is published on web site www.eurotlx.com

All reasonable efforts have been made to ensure that the Information in this document was correct at the time of publication. However, EuroTLX and Borsa Italiana accept no liability for decisions taken, or system-related or other work carried out by any party based on this document. The publication of this document does not represent solicitation of public saving and is not to be considered as a recommendation on the suitability of the investment, if any herein described.

