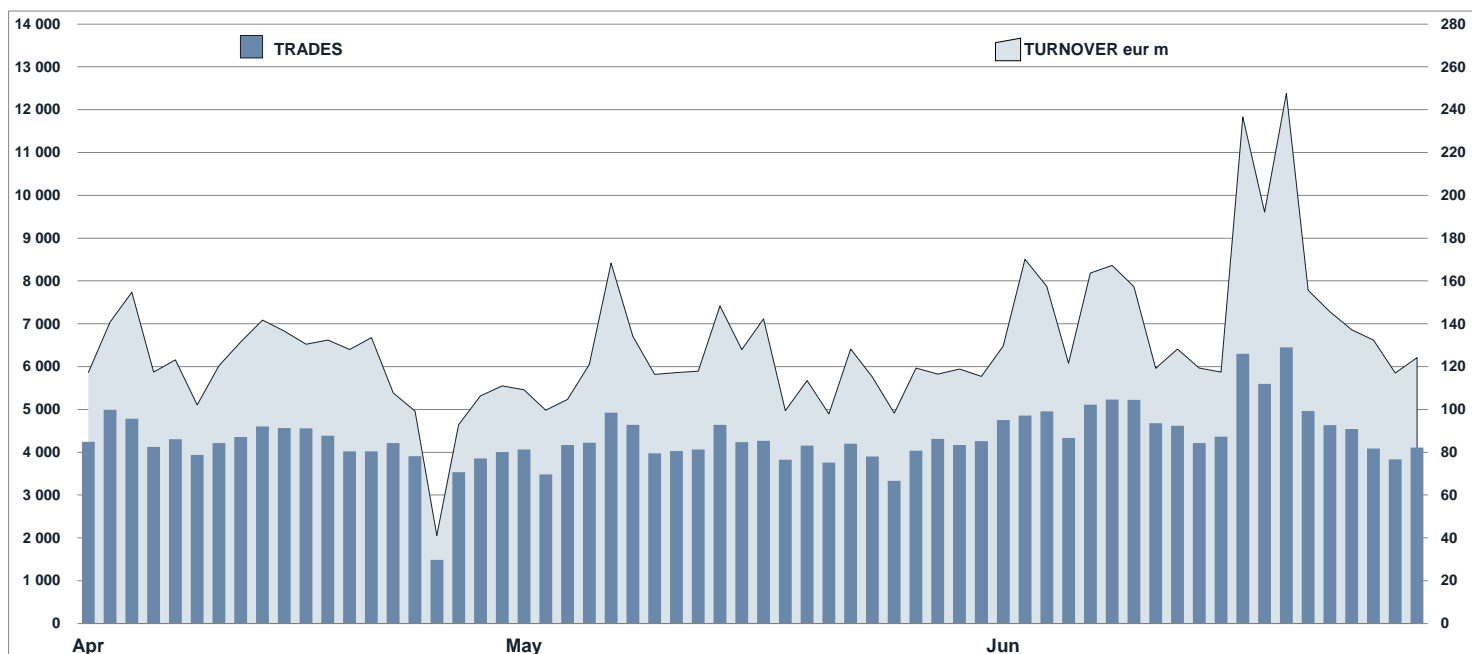


# EuroTLX Statistics

June 2019

## DAILY TURNOVER



## MAIN INDICATORS

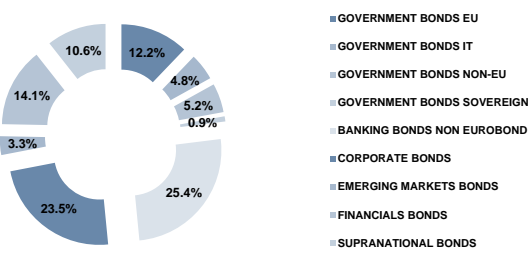
### LISTED

### TRADING

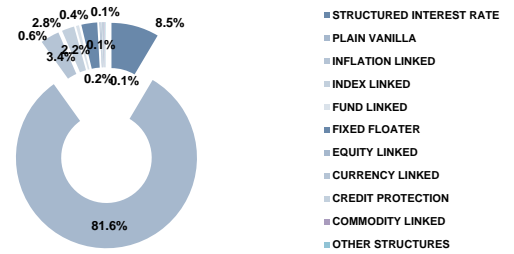
	DEC 2018		MAY 2019		JUNE 2019		MAY 2019		JUNE 2019		JAN - JUN 2019	
	LISTED END OF MONTH	LISTED END OF MONTH	NEW LISTED BEGIN OF JAN 2019	LISTED END OF MONTH	NEW LISTED BEGIN OF JAN 2019	TRADES number	TURNOVER eur m	TRADES number	TURNOVER eur m	TRADES number	TURNOVER eur m	
<b>EUROTLX</b>												
FIXED INCOME	2 805	2 735	182	2 722	211	90 647	2 629.4	96 815	3 039.7	540 100	15 913.3	
CERT-X	2 254	2 767	860	2 903	1 101	62 309	804.9	53 520	701.6	356 181	4 855.0	
SHARES	587	745	166	787	211	6 304	48.5	4 878	35.9	36 767	285.2	
<b>TOTAL</b>	<b>5 646</b>	<b>6 247</b>	<b>1 208</b>	<b>6 412</b>	<b>1 523</b>	<b>159 260</b>	<b>3 482.8</b>	<b>155 213</b>	<b>3 777.2</b>	<b>933 048</b>	<b>21 053.6</b>	
<b>FIXED INCOME - TYPE OF INSTRUMENT</b>												
GOVERNMENT BONDS EU	335	337	15	331	15	1 975	57.8	1 965	83.4	13 305	397.7	
GOVERNMENT BONDS IT	126	129	18	130	21	8 192	514.7	11 749	739.7	52 100	3 290.6	
GOVERNMENT BONDS NON-EU	143	142	5	141	5	6 033	143.2	6 166	149.3	40 502	812.7	
GOVERNMENT BONDS SOVEREIGN	22	25	5	25	5	1 186	29.8	1 186	32.3	7 400	180.3	
BANKING BONDS NON EUROBOND	718	694	64	692	77	41 119	739.6	41 934	862.0	229 517	4 176.0	
CORPORATE BONDS	639	639	47	640	58	14 635	447.2	16 521	499.5	85 500	2 789.0	
EMERGING MARKETS BONDS	89	91	5	91	5	2 877	61.1	2 981	69.0	16 953	343.7	
FINANCIALS BONDS	415	387	13	383	14	6 031	452.1	5 220	380.8	37 769	2 648.6	
SUPRANATIONAL BONDS	318	291	10	289	11	8 599	184.0	9 093	223.8	57 054	1 274.7	
<b>TOTAL</b>	<b>2 805</b>	<b>2 735</b>	<b>182</b>	<b>2 722</b>	<b>211</b>	<b>90 647</b>	<b>2 629.4</b>	<b>96 815</b>	<b>3 039.7</b>	<b>540 100</b>	<b>15 913.3</b>	
<b>FIXED INCOME - TYPE OF STRUCTURE</b>												
STRUCTURED INTEREST RATE	233	232	13	232	14	14 638	346.0	13 472	337.5	90 404	2 149.3	
PLAIN VANILLA	2 313	2 239	149	2 221	170	66 218	1 993.1	73 954	2 431.3	393 831	12 231.4	
INFLATION LINKED	92	92	2	92	2	678	18.9	762	31.8	4 554	161.2	
INDEX LINKED	49	59	13	61	16	2 432	36.6	2 252	38.6	13 262	190.9	
FUND LINKED	13	15	2	15	2	171	3.0	213	4.3	833	16.2	
FIXED FLOATER	84	76	1	77	3	6 223	225.1	5 927	191.7	35 488	1 129.1	
EQUITY LINKED	2	3	1	4	2	47	0.9	28	0.5	227	3.2	
CURRENCY LINKED	6	5	-	5	-	81	1.8	73	1.2	477	8.4	
CREDIT PROTECTION	10	10	-	11	1	90	2.5	53	1.3	669	17.3	
COMMODITY LINKED	1	2	1	2	1	42	0.4	66	1.2	226	3.2	
OTHER STRUCTURES	2	2	-	2	-	27	0.9	15	0.4	129	3.2	
<b>TOTAL</b>	<b>2 805</b>	<b>2 735</b>	<b>182</b>	<b>2 722</b>	<b>211</b>	<b>90 647</b>	<b>2 629.4</b>	<b>96 815</b>	<b>3 039.7</b>	<b>540 100</b>	<b>15 913.3</b>	

**FOCUS ON LISTED BONDS - END OF MONTH**

**LISTED BY TYPE OF INSTRUMENT**



**LISTED BY TYPE OF STRUCTURE**



**TYPE OF INSTRUMENT - MOST TRADED BONDS IN TERMS OF TURNOVER**

GOVERNMENT BONDS EU - JUNE 2019				GOVERNMENT BONDS IT - JUNE 2019			
ISIN	NAME	eur m	TRADES	ISIN	NAME	eur m	TRADES
ES0000012847	OBLIGACIONES 2.7% 31OT48	9.1	55	IT0005162828	BTP 2.7% 01MZ47	30.6	421
PTOTEBEO0020	OT 4.1% 15FB45	7.4	84	IT0005217390	BTP 2.8% 01MZ67	27.4	456
PTOTEFEO0007	OT 4.1% 15AP37	3.0	62	IT0005273013	BTP 3.45% 01MZ48	21.3	227
ES00000127H7	BONOS 1.15% 30LG20	2.5	42	IT0005210650	BTP 1.25% 01DC26	20.4	448
ES0000012932	OBLIGACIONES 4.2% 31GE37	2.4	36	IT0005094088	BTP 1.65% 01MZ32	19.7	276

GOVERNMENT BONDS NON EU - JUNE 2019				GOVERNMENT BONDS SOVEREIGN - JUNE 2019			
ISIN	NAME	eur m	TRADES	ISIN	NAME	eur m	TRADES
US912810RK60	USA -T-BOND 2.5% 15FB45	15.9	547	XS1768074319	ROMANIA 3.375% 08FB38	8.2	354
US912810RM27	USA -T-BOND 3% 15MG45	8.8	159	US465410BG26	ITALIA 5.375% 15GN33	7.4	304
XS0501195993	ARGENTINA STEP UP SINK 31DC38	7.2	978	US465410AH18	ITALIA 6.875% 27ST23	2.5	90
NO0010757925	NORVEGIA 1.5% 19FB26	5.7	38	XS1085735899	PORTOGALLO 5.125% 15OT24	2.4	45
US912828VZ00	USA -T-NOTE 2% 30ST20	5.7	126	XS1988706876	ROMANIA 4.625% 03AP49	1.8	58

BANKING BONDS NON EUROBOND - JUNE 2019				CORPORATE BONDS - JUNE 2019			
ISIN	NAME	eur m	TRADES	ISIN	NAME	eur m	TRADES
IT0005363780	ISP 1.7% 13MZ24	90.9	731	XS1885506813	TOYOTA MOTOR CREDIT STEP-UP 24OT25	83.2	3 622
IT0005087116	UCG TV CALL SUB 03MG25	46.4	2 087	X50214965963	TELECOM ITALIA 5.25% 17MZ55	36.4	333
XS1782625641	MEDIOBANCA INT SA STEP UP 29MZ24	45.2	2 903	XS0161100515	TELECOM ITALIA FINANCE 7.75% 24GE33	25.5	933
XS1610693290	GOLDMAN SACHS GROUP STEP UP 31MG24	44.7	2 588	XS1435297202	SALINI IMPREGILO 3.75% CALL 24GN21	17.2	170
IT0005158677	BANCO BPM - FIX FLOAT CAP 29GE21	33.4	1 632	XS1388625425	FIAT CHRYSLER AUTOM. 3.75% 29MZ24	14.4	121

EMERGING MARKETS BONDS - JUNE 2019			
ISIN	NAME	eur m	TRADES
GR0138015814	GRECIA 4.2% 30GE42	8.5	300
US900123A775	TURCHIA 8% 14FB34	7.4	591
XS0088543193	RUSSIA 12.75% PUT 24GN28	3.5	80
XS1629918415	TURCHIA 3.25% 14GN25	3.5	38
US900123AW05	TURCHIA 7.375% 05FB25	3.5	319

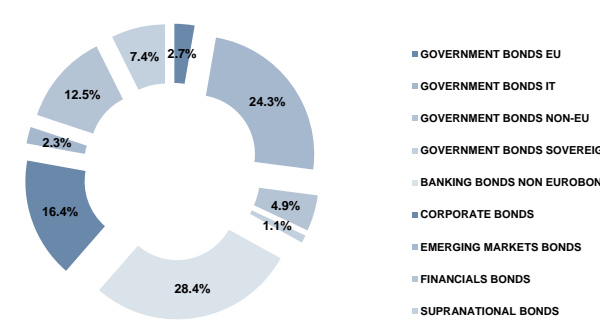
  

FINANCIALS BONDS - JUNE 2019			
ISIN	NAME	eur m	TRADES
XS1428773763	GENERAL-FIX FLOAT CALL SUB 08GN48	47.2	419
XS1109765005	ISP 3.928% SUB 15ST26	23.7	220
XS122597905	ISP 2.855% SUB 23AP25	21.2	197
XS1958656552	UBI BANCA-FIX TO CMS CALL SUB 04MZ29	16.9	159
XS1580469895	UBI BANCA-FIX TO CMS CALL SUB 15ST27	15.6	143

SUPRANATIONAL BONDS - JUNE 2019			
ISIN	NAME	eur m	TRADES
XS1075219763	BEI 8.75% 18ST21	15.2	624
IT0005090995	COP FIX FLOAT 20MZ22	13.7	427
XS1224031903	BEI 9.125% 07OT20	12.8	544
XS0449594455	BEI-TV 15GE20	8.7	152
XS1115184753	BEI 9.25% 03OT24	7.0	455

**TYPE OF INSTRUMENT - TURNOVER**



**MOST TRADED BONDS BY CURRENCY IN TERMS OF TURNOVER**

EUR - JUNE 2019				USD - JUNE 2019			
ISIN	NAME	CURRI eur m	TRADES	ISIN	NAME	CURRI eur m	TRADES
IT0005363780	ISP 1.7% 13MZ24	EUR 90.9	731	XS1885506813	TOYOTA MOTOR CREDIT STEP-UP 24OT25	USD 83.2	3 622
XS1428773763	GENERAL-FIX FLOAT CALL SUB 08GN48	EUR 47.2	419	XS0214965963	MEDIOBANCA INT SA STEP UP 29MZ24	USD 45.2	2 903
IT0005087116	UCG TV CALL SUB 03MG25	EUR 46.4	2 087	XS1610693290	GOLDMAN SACHS GROUP STEP UP 31MG24	USD 44.7	2 588
XS0214965963	TELECOM ITALIA 5.25% 17MZ55	EUR 36.4	333	XS1762729538	CITIGROUP GMH - STEP UP 12GN24	USD 27.2	1 807
IT0005158677	BANCO BPM - FIX FLOAT CAP 29GE21	EUR 33.4	1 632	XS1876165819	HSBC-STEP-UP-FLOATER 28ST24	USD 18.5	1 213

GBP - JUNE 2019				OTHER CURRENCIES - JUNE 2019			
ISIN	NAME	CURRI eur m	TRADES	ISIN	NAME	CURRI eur m	TRADES
GB00BN65R198	GILT 2% 22LG20	GBP 1.7	63	XS1075219763	BEI 8.75% 18ST21	TRY 15.2	624
XS106896073	BEI TV 21MG21	GBP 0.6	26	XS1224031903	BEI 9.125% 07OT20	TRY 12.8	544
GB00BY5F581	GILT 1.5% 22GE21	GBP 0.4	16	XS1115184753	BEI 9.25% 03OT24	TRY 7.0	455
XS1679039328	BEI 0.875% 15DC23	GBP 0.3	8	NO0010757925	NORVEGIA 1.5% 19FB26	NOK 5.7	38
XS0718502007	PETROBRAS 6.25% CALL 14DC26	GBP 0.3	2	XS1586672144	BEI 6.5% 07LG27	MXN 3.8	117

**News**

45 Shares  
 3 EU government bonds:  
 REPUBBLICA ITALIANA - BOT ZC 12.06.2020 EUR (IT0005374266)  
 REPUBBLICA ITALIANA - BOT ZC 31.12.2019 EUR (IT0005374274)  
 REPUBBLICA ITALIANA -BTP 3.1% 01.03.2040 EUR (IT0005377152)

13 new banking bonds non Eurobonds:  
 BANCA DI CREDITO COOPERATIVO DELLE PREALPI 1.1% 22.02.2023 EUR (IT0005364606)  
 UBI BANCA STEP UP 31.05.2022 EUR (IT0005370611)  
 UBI BANCA 1.3% 30.11.2022 EUR (IT0005371015)  
 UBI BANCA 1% 30.11.2022 EUR (IT0005371023)  
 UBI BANCA 1% 11.06.2021 EUR (IT0005373102)  
 UBI BANCA 1% 11.12.2022 EUR (IT0005373235)  
 UBI BANCA 1.3% 11.12.2022 EUR (IT0005373250)  
 GOLDMAN SACHS FINANCE CORP INTERNATIONAL - FTSE/MIB 05.06.2024 USD (XS1959928943)  
 SO ISSUER - ZC 06.06.2022 USD (XS1968388055)  
 SO ISSUER - SIOXX GLOBAL ESG LEADERS SELECT 50 EUR CALLABLE 26.06.2023 USD (XS1968526209)  
 BNP PARIBAS - CMS 24.05.2028 USD (XS1988237363)  
 BANCA IMI - FIXED FLOATER 24.06.2029 EUR (XS2013682609)  
 BANCA IMI 2.6% 24.06.2022 USD (XS2013682781)

1 other debt Securities:  
 12 Other bonds:  
 - 11 Corporate bonds:  
 NOBLE HOLDING INTERNATIONAL 5.95% CREDIT PROTECTION CALLABLE 01.04.2025 USD (US656044LAN73)  
 SPRINT CAPITAL 6.875% CALLABLE 15.11.2028 USD (US82060A0D48)  
 TRANSOCEAN 7.5% CALLABLE 15.04.2031 USD (US89330AF64)  
 BOMBARDIER 7.5% CALLABLE 15.03.2025 USD (USC10602B441)  
 TENNECO 5% CALLABLE 15.07.2024 EUR (XS163949916)  
 TEVA PHARMACEUTICAL FINANCE NETHERLANDS II 4.5% CALLABLE 01.03.2025 EUR (XS1813724603)  
 ALTICE LUXEMBOURG 8% CALLABLE 15.05.2027 EUR (XS192154341)  
 ACEA 1.75% CALLABLE 23.05.2028 EUR (XS2001278899)  
 SNAM 1.625% CALLABLE 07.01.2030 EUR (XS2005658781)  
 FORD MOTOR CREDIT COMPANY 1.514% 17.02.2023 EUR (XS2013574202)  
 FORD MOTOR CREDIT COMPANY 2.386% 17.02.2026 EUR (XS2013574384)  
 - 1 Sopranational/Agency bonds  
 CASSA DEPOSITI E PRESTITI - FIXED FLOATER 28.06.2026 EUR (IT0005374043)

Markets Analysis  
 Piazza degli Affari, 6 - 20123 Milano  
 T +39 02 724261 | F +39 02 8646.4323  
 e-mail: markets\_analysis@borsaitaliana.it

The above information is published on web site [www.eurotlx.com](http://www.eurotlx.com)



This document contains text, data, graphics, photographs, illustrations, artwork, names, logos, trade marks, service marks and information ("Information") connected with EuroTLX Sim SpA ("EuroTLX") and with Borsa Italiana S.p.A. ("Borsa Italiana").  
 All reasonable efforts have been made to ensure that the Information in this document was correct at the time of publication. However, EuroTLX and Borsa Italiana accept no liability for decisions taken, or system-related or other work carried out by any party based on this document. The publication of this document does not represent solicitation of public saving and is not to be considered as a recommendation on the suitability of the investment, if any herein described.