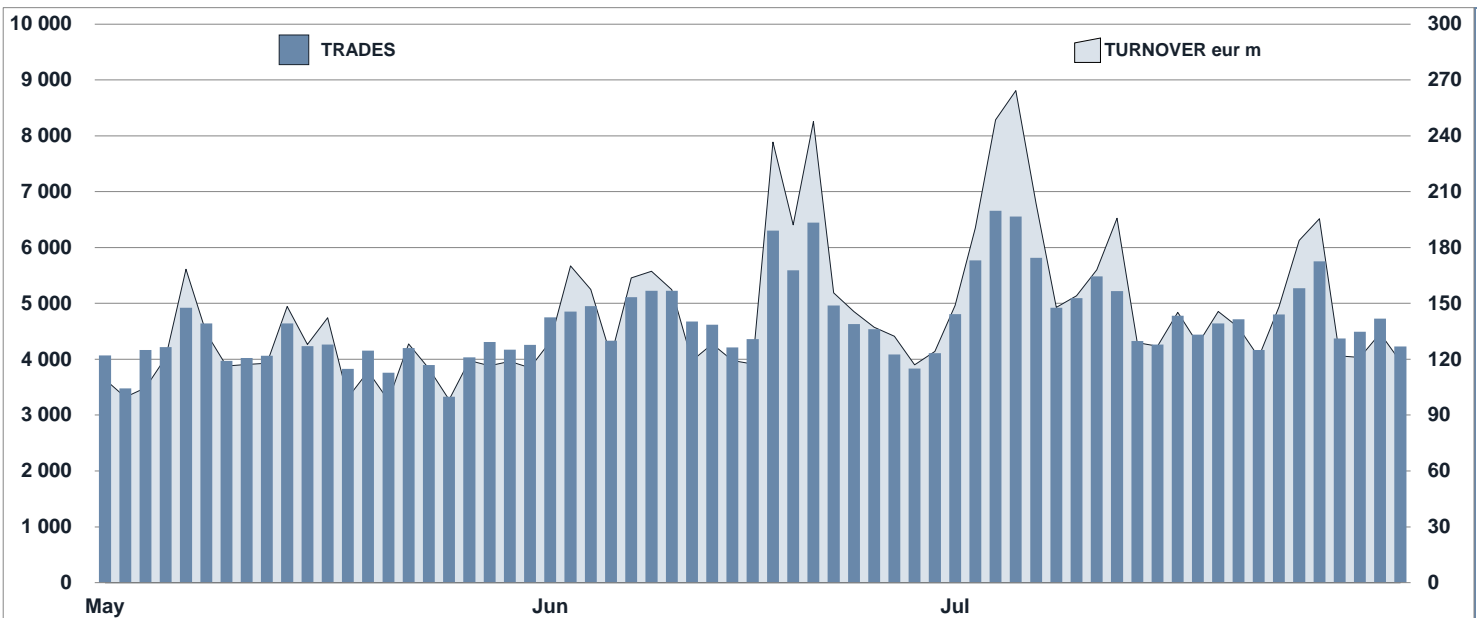


DAILY TURNOVER

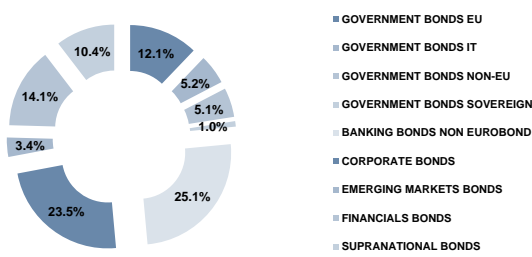


MAIN INDICATORS

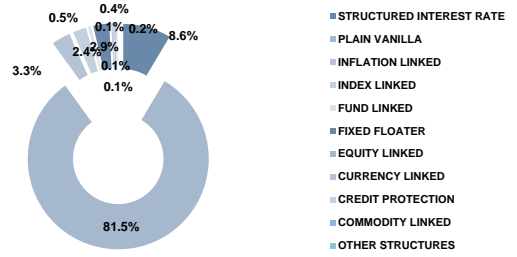
	LISTED					TRADING						
	DEC 2018		JUNE 2019		JULY 2019		JUNE 2019		JULY 2019		JAN - JUL 2019	
	LISTED END of MONTH	LISTED END of MONTH	NEW LISTED BEGIN of JAN 2019	LISTED END of MONTH	NEW LISTED BEGIN of JAN 2019	TRADES number	TURNOVER eur m	TRADES number	TURNOVER eur m	TRADES number	TURNOVER eur m	
EUROTLX												
FIXED INCOME	2 805	2 722	211	2 700	249	96 815	3 039.7	115 294	3 677.8	655 394	19 591.1	
CERT-X	2 254	2 903	1 101	2 945	1 256	53 520	701.6	90 094	1 308.5	446 275	6 163.5	
SHARES	587	787	211	761	214	4 878	35.9	6 830	59.9	43 597	345.2	
TOTAL	5 646	6 412	1 523	6 406	1 719	155 213	3 777.2	212 218	5 046.3	1 145 266	26 099.8	
FIXED INCOME - TYPE OF INSTRUMENT												
GOVERNMENT BONDS EU	335	331	15	328	17	1 965	83.4	2 544	95.4	15 849	493.1	
GOVERNMENT BONDS IT	126	130	21	141	35	11 749	739.7	13 640	897.9	65 740	4 188.5	
GOVERNMENT BONDS NON-EU	143	141	5	139	5	6 166	149.3	7 024	162.5	47 526	975.2	
GOVERNMENT BONDS SOVEREIGN	22	25	5	26	6	1 186	32.3	998	32.7	8 398	213.0	
BANKING BONDS NON EUROBOND	718	692	77	677	84	41 934	862.0	47 826	988.4	277 343	5 164.4	
CORPORATE BONDS	639	640	58	634	61	16 521	499.5	19 007	589.4	104 507	3 378.4	
EMERGING MARKETS BONDS	89	91	5	92	6	2 981	69.0	3 154	64.3	20 107	408.0	
FINANCIALS BONDS	415	383	14	382	24	5 220	380.8	6 905	524.7	44 674	3 173.3	
SUPRANATIONAL BONDS	318	289	11	281	11	9 093	223.8	14 196	322.6	71 250	1 597.3	
TOTAL	2 805	2 722	211	2 700	249	96 815	3 039.7	115 294	3 677.8	655 394	19 591.1	
FIXED INCOME - TYPE OF STRUCTURE												
STRUCTURED INTEREST RATE	233	232	14	231	15	13 472	337.5	15 735	451.3	106 139	2 600.6	
PLAIN VANILLA	2 313	2 221	170	2 200	202	73 954	2 431.3	86 878	2 901.3	480 709	15 132.7	
INFLATION LINKED	92	92	2	90	2	762	31.8	777	31.2	5 331	192.4	
INDEX LINKED	49	61	16	65	20	2 252	38.6	2 421	40.0	15 683	230.9	
FUND LINKED	13	15	2	14	2	213	4.3	226	6.2	1 059	22.4	
FIXED FLOATER	84	77	3	77	4	5 927	191.7	8 923	240.5	44 411	1 369.7	
EQUITY LINKED	2	4	2	4	2	28	0.5	19	0.2	246	3.5	
CURRENCY LINKED	6	5	-	5	-	73	1.2	76	2.0	553	10.4	
CREDIT PROTECTION	10	11	1	10	1	53	1.3	127	2.3	796	19.6	
COMMODITY LINKED	1	2	1	2	1	66	1.2	29	0.5	255	3.6	
OTHER STRUCTURES	2	2	-	2	-	15	0.4	83	2.3	212	5.5	
TOTAL	2 805	2 722	211	2 700	249	96 815	3 039.7	115 294	3 677.8	655 394	19 591.1	

FOCUS ON LISTED BONDS - END OF MONTH

LISTED BY TYPE OF INSTRUMENT



LISTED BY TYPE OF STRUCTURE



TYPE OF INSTRUMENT - MOST TRADED BONDS IN TERMS OF TURNOVER

GOVERNMENT BONDS EU - JULY 2019				GOVERNMENT BONDS IT - JULY 2019			
ISIN	NAME	eur m	TRADES	ISIN	NAME	eur m	TRADES
PTOTE50E0007	OT 4.1% 15AP37	4.7	109	IT0005217390	BTP 2.8% 01MZ67	51.4	825
PTOTEBOE0020	OT 4.1% 15FB45	4.4	49	IT0005094088	BTP 1.65% 01MZ32	41.7	649
ES00000127H7	BONOS 1.15% 30LG20	3.6	35	IT0005210650	BTP 1.25% 01DC26	41.2	826
GB00BN65R198	GILT 2% 22LG20	3.1	94	IT0005162828	BTP 2.7% 01MZ47	33.2	379
ES00000123X3	OBLIGACIONES 4.4% 31OT23	3.1	34	IT0005274805	BTP 2.05% 01AG27	23.7	507

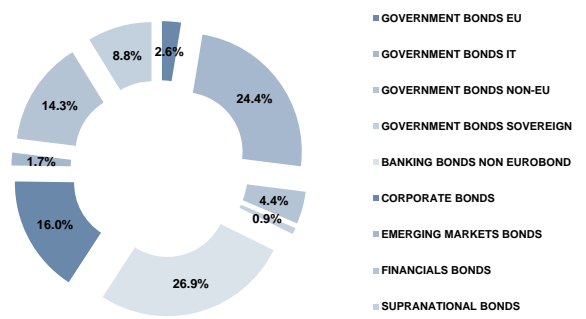
GOVERNMENT BONDS NON EU - JULY 2019				GOVERNMENT BONDS SOVEREIGN - JULY 2019			
ISIN	NAME	eur m	TRADES	ISIN	NAME	eur m	TRADES
US912810RK60	USA -T-BOND 2.5% 15FB45	16.8	690	US465410BG26	ITALIA 5.375% 15GN33	8.5	280
US912810RM27	USA -T-BOND 3% 15MG45	14.4	172	XS1768074319	ROMANIA 3.375% 08FB38	5.3	162
US9128282A70	USA - T-NOTE 1.5% 15AG26	10.3	281	XS0098449456	ITALIA- CMS FLOOR 28GN29	3.4	95
XS0501195993	ARGENTINA STEP UP SINK 31DC38	6.0	944	XS1085735899	PORTOGALLO 5.125% 15OT24	3.0	61
XS1575968026	OMAN 6.5% 08MZ47	5.7	35	US465410AH18	ITALIA 6.875% 27ST23	2.2	103

BANKING BONDS NON EUROBOND - JULY 2019				CORPORATE BONDS - JULY 2019			
ISIN	NAME	eur m	TRADES	ISIN	NAME	eur m	TRADES
IT0005087116	UCG TV CALL SUB 03MG25	83.1	3 266	XS1885506813	TOYOTA MOTOR CREDIT STEP-UP 24OT25	48.6	2 756
IT0005363780	ISP 1.7% 13MZ24	48.8	391	XS0214965963	TELECOM ITALIA 5.25% 17MZ55	47.6	419
XS1782625641	MEDIOBANCA INT SA STEP UP 29MZ24	47.0	3 108	XS0161100515	TELECOM ITALIA FINANCE 7.75% 24GE33	32.5	1 225
XS1610693290	GOLDMAN SACHS GROUP STEP UP 31MG24	45.1	2 573	XS1435297202	SALINI IMPREGILO 3.75% CALL 24GN21	25.9	250
IT0005158677	BANCO BPM - FIX FLOAT CAP 29GE21	40.9	1 760	XS1707063589	SALINI IMPREGILO 1.75% CALL 26OT24	21.4	245

EMERGING MARKETS BONDS - JULY 2019				FINANCIALS BONDS - JULY 2019			
ISIN	NAME	eur m	TRADES	ISIN	NAME	eur m	TRADES
US900123AT75	TURCHIA 8% 14FB34	7.7	728	XS1109765005	ISP 3.928% SUB 15ST26	36.7	320
XS1629919415	TURCHIA 3.25% 14GN25	6.7	70	XS1428773763	GENERALI-FIX FLOAT CALL SUB 08GN48	31.0	259
US900123AL40	TURCHIA 11.875% 15GE30	5.2	267	XS1222597905	ISP 2.855% SUB 23AP25	30.5	263
US900123AW05	TURCHIA 7.375% 05FB25	4.7	365	XS1206977495	UNIPOL GRUPPO 3% 18MZ25	29.0	265
GR0138015814	GRECIA 4.2% 30GE42	4.3	205	XS1733289406	CATTOLICA-FIX FLOAT CALL SUB 14DC47	24.1	238

SUPRANATIONAL BONDS - JULY 2019			
ISIN	NAME	eur m	TRADES
IT0005374043	CDP FIX FLOAT 28GN26	35.2	1 901
IT0005090995	CDP FIX FLOAT 20MZ22	32.2	736
XS0449594455	BEI-TV 15GE20	15.8	169
XS1075219763	BEI 8.75% 18ST21	12.5	702
XS1115184753	BEI 9.25% 03OT24	8.8	805

TYPE OF INSTRUMENT - TURNOVER



MOST TRADED BONDS BY CURRENCY IN TERMS OF TURNOVER

EUR - JULY 2019				USD - JULY 2019			
ISIN	NAME	CURRI eur m	TRADES	ISIN	NAME	CURRI eur m	TRADES
IT0005087116	UCG TV CALL SUB 03MG25	EUR 83.1	3 266	XS1885506813	TOYOTA MOTOR CREDIT STEP-UP 24OT25	USD 48.6	2 756
IT0005217390	BTP 2.8% 01MZ67	EUR 51.4	825	XS1782625641	MEDIOBANCA INT SA STEP UP 29MZ24	USD 47.0	3 108
IT0005363780	ISP 1.7% 13MZ24	EUR 48.8	391	XS1610693290	GOLDMAN SACHS GROUP STEP UP 31MG24	USD 45.1	2 573
XS0214965963	TELECOM ITALIA 5.25% 17MZ55	EUR 47.6	419	XS1762729538	CITIGROUP GMH - STEP UP 12GN24	USD 29.3	1 893
IT0005094088	BTP 1.65% 01MZ32	EUR 41.7	649	XS1844094885	MEDIOBANCA STEP UP 13LG24	USD 27.1	1 508

GBP - JULY 2019				OTHER CURRENCIES - JULY 2019			
ISIN	NAME	CURRI eur m	TRADES	ISIN	NAME	CURRI eur m	TRADES
GB00BN65R198	GILT 2% 22LG20	GBP 3.1	94	XS1075219763	BEI 8.75% 18ST21	TRY 12.5	702
XS1068966073	BEI TV 21MG21	GBP 2.2	115	XS1115184753	BEI 9.25% 03OT24	TRY 8.8	805
XS1416470323	BEI 1.125% 07ST21	GBP 1.3	16	XS1555330999	BEI 1.5% 26GE24	NOK 8.5	59
XS1679039328	BEI 0.875% 15DC23	GBP 0.7	24	XS1224031903	BEI 9.125% 07OT20	TRY 7.0	532
XS1031001198	BEI TV 17FB20	GBP 0.4	30	XS1524609531	BEI 5.5% 23GE23	MXN 5.8	453

News

17 EU government bonds:
 BLND 0% 15AG29 (DE0001102473)
 BOBL 0% 18OT24 (DE0001141802)
 BTP COUPON STRIP ZC 01NV23 (IT0004484843)
 BTP COUPON STRIP ZC 01NV26 (IT0004484844)
 BTP COUPON STRIP ZC 01NV27 (IT0004484847)
 BTP COUPON STRIP ZC 01NV29 (IT0004484848)
 BTP COUPON STRIP ZC 01M331 (IT0004484849)
 BTP COUPON STRIP ZC 01AG21 (IT0004484850)
 BTP COUPON STRIP ZC 01AG23 (IT0004484870)
 BTP COUPON STRIP ZC 01NV22 (IT0004489324)
 BTP COUPON STRIP ZC 01MZ24 (IT0004957947)
 BTP COUPON STRIP ZC 01ST24 (IT0004976442)
 BTP COUPON STRIP ZC 01ST28 (IT0004976525)
 BTP COUPON STRIP ZC 01MZ30 (IT0004976558)
 BOT ZC 14LG20 (IT0005378788)
 BOT ZC 31GE20 (IT0005378796)
 ROMANIA 2.124% 16LG31 (XS2027596530)

1 Other Government Bonds EU:
 GRECIA 1.875% 23LG26 (GR0118019679)

10 new banking bonds non Eurobonds:
 MEDIOBANCA 2.00% 27GN21 (IT0005372740)
 BANCO DESIO STEP UP 27GN22 (IT0005373003)
 BANCA PREALPI 1.10% 03GN23 (IT0005373020)
 UBI BANCA 1.25% 26GN22 (IT0005377038)
 BNP ISS - RUSSELL 2000 06FB23 (XS1974329955)
 SG ISSUER - S&P 500 19LG22 (XS1983742450)
 GSI - S&P 500 05GE23 (XS1987582993)
 PSA BANQUE FRANCE 0.625% CALL 21GN24 (XS2012587953)
 UCG BANK-MSCI WORLD 22LG20 (DE000HV50A05)
 BNL-TV SINK 28LG23 EST (IT0005380453)

10 Other bonds:
 - 3 Corporate bonds:
 RENAULT 1.25% CALL 24GN25 (FR0013428414)
 HEIDELBERGCEMENT FIN 1.125% CALL 01DC27 (XS2018633727)
 CNH IND FINANCE EU 1.625% CALL 03LG29 (XS2022084367)
 - 7 Financial bonds:
 UBI BANCA 2.625% 20GN24 (XS2015314037)
 BANCO BPM 2.5% 21GN24 (XS2016160777)
 UCG-FIX FLOAT CALL 25GN25 (XS2017471553)
 UCG-FIX FLOAT CALL 03LG25 (XS2021993212)
 ISP 1.75% 04LG29 (XS2022442993)
 ISP 1% 04LG24 (XS2022425297)
 MPS 4% 10LG22 (XS2026202643)

3 Shares

Markets Analysis
 Piazza degli Affari, 6 - 20123 Milano
 T +39 02 724261 | Fax +39 02 8646.4323
 e-mail: markets_analysis@borsaitaliana.it

This document contains text, data, graphics, photographs, illustrations, artwork, names, logos, trade marks, service marks and information ("Information") connected with EuroTLX Sim SpA ("EuroTLX") and with Borsa Italiana S.p.A. ("Borsa Italiana").

All reasonable efforts have been made to ensure that the Information in this document was correct at the time of publication. However, EuroTLX and Borsa Italiana accept no liability for decisions taken, or system-related or other work carried out by any party based on this document. The publication of this document does not represent solicitation of public saving and is not to be considered as a recommendation on the suitability of the investment, if any herein described.

