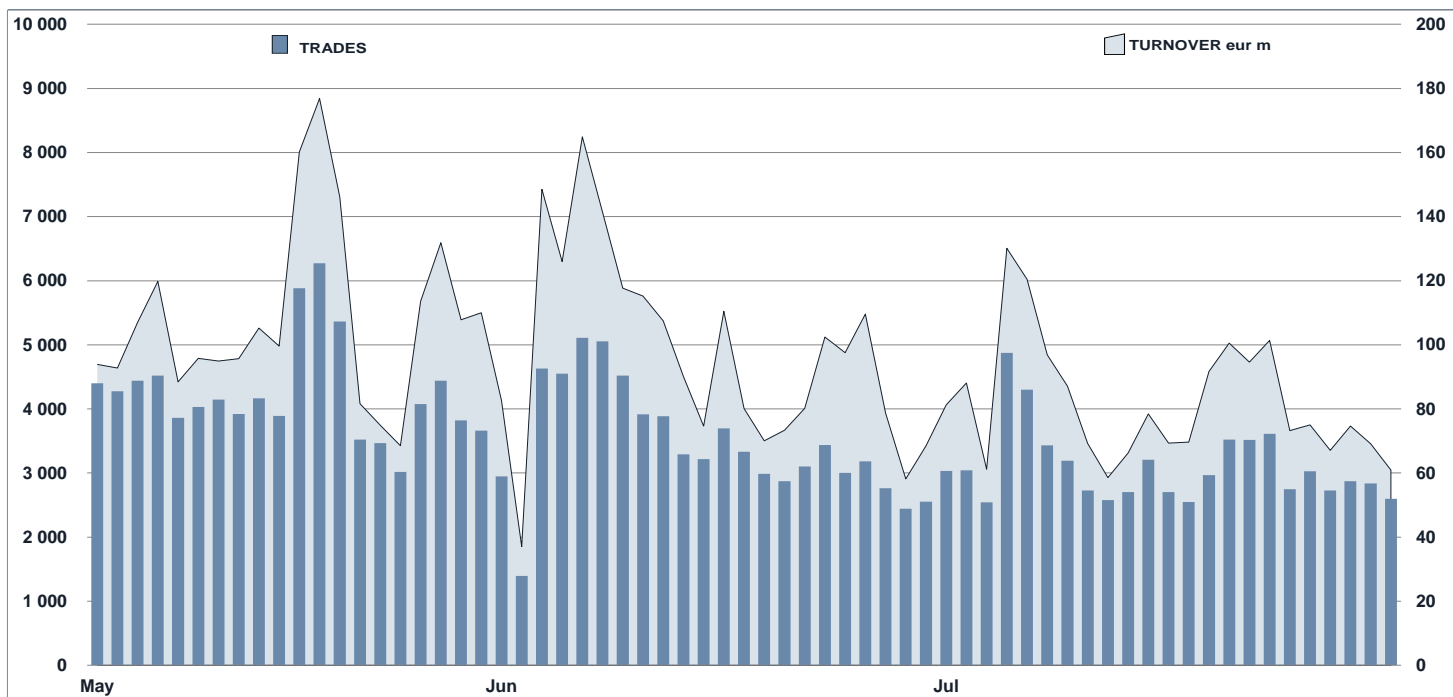




EuroTLX Statistics

July 2020

DAILY TURNOVER

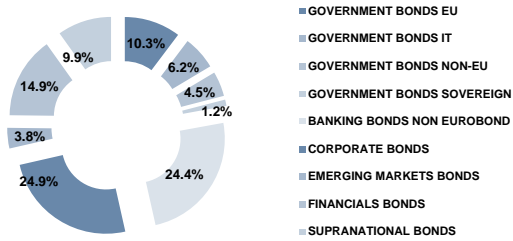


MAIN INDICATORS

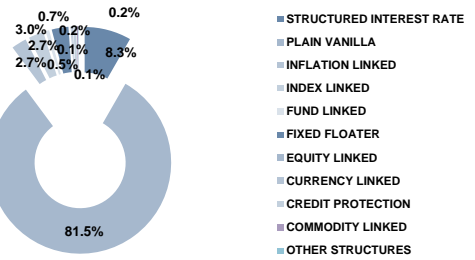
	LISTED					TRADING					
	DEC 2019	JUNE 2020		JULY 2020		JUNE 2020		JULY 2020		JAN - JUL 2020	
	LISTED END of MONTH	LISTED END of MONTH	NEW LISTED BEGIN of JAN 2020	LISTED END of MONTH	NEW LISTED BEGIN of JAN 2020	TRADES number	TURNOVER eur m	TRADES number	TURNOVER eur m	TRADES number	TURNOVER eur m
<b>EUROTLX</b>											
FIXED INCOME	2 611	2 451	169	2 422	188	75 879	2 134.7	71 312	1 884.7	614 205	16 826.5
CERT-X	3 112	3 697	1 321	3 751	1 445	41 876	425.9	32 822	360.8	356 058	4 016.9
SHARES	624	432	-	446	14	16 607	118.3	15 563	119.4	101 900	755.4
<b>TOTAL</b>	<b>6 347</b>	<b>6 580</b>	<b>1 490</b>	<b>6 619</b>	<b>1 647</b>	<b>134 362</b>	<b>2 679.0</b>	<b>119 697</b>	<b>2 364.9</b>	<b>1 072 163</b>	<b>21 598.8</b>
<b>FIXED INCOME - TYPE OF INSTRUMENT</b>											
GOVERNMENT BONDS EU	271	253	14	249	15	1 488	37.7	1 446	35.2	9 456	302.2
GOVERNMENT BONDS IT	142	148	24	149	28	7 388	430.2	11 260	487.6	58 380	3 186.6
GOVERNMENT BONDS NON-EU	134	111	-	110	-	4 431	88.6	3 779	85.8	47 097	912.7
GOVERNMENT BONDS SOVEREIGN	27	28	2	28	2	1 087	20.7	932	25.8	8 612	213.8
BANKING BONDS NON EUROBOND	679	605	29	590	30	25 659	485.3	24 224	449.5	204 977	4 050.5
CORPORATE BONDS	637	610	28	604	33	23 118	513.8	17 851	410.4	165 374	3 937.0
EMERGING MARKETS BONDS	89	91	8	91	8	2 590	48.0	2 650	50.3	25 114	452.0
FINANCIALS BONDS	357	361	58	362	64	4 714	390.3	3 329	225.7	34 423	2 489.1
SUPRANATIONAL BONDS	275	244	6	239	8	5 404	120.1	5 841	114.5	60 772	1 302.6
<b>TOTAL</b>	<b>2 611</b>	<b>2 451</b>	<b>169</b>	<b>2 422</b>	<b>188</b>	<b>75 879</b>	<b>2 134.7</b>	<b>71 312</b>	<b>1 884.7</b>	<b>614 205</b>	<b>16 826.5</b>
<b>FIXED INCOME - TYPE OF STRUCTURE</b>											
STRUCTURED INTEREST RATE	205	202	18	201	20	10 842	276.1	10 275	232.5	81 477	2 170.9
PLAIN VANILLA	2 153	2 001	136	1 975	151	59 080	1 634.0	55 281	1 490.3	480 959	13 202.2
INFLATION LINKED	69	67	2	65	2	749	37.7	713	33.5	3 747	158.7
INDEX LINKED	66	66	7	65	7	499	14.7	443	7.0	7 026	121.0
FUND LINKED	14	15	1	16	2	55	0.7	66	1.2	1 044	26.3
FIXED FLOATER	72	72	4	72	5	4 356	168.5	4 350	118.2	37 967	1 114.1
EQUITY LINKED	3	3	-	3	-	-	-	-	0.1	9	0.7
CURRENCY LINKED	5	5	-	5	-	35	0.4	21	0.3	290	4.5
CREDIT PROTECTION	14	13	1	13	1	198	1.1	120	0.9	984	12.2
COMMODITY LINKED	5	5	-	5	-	52	1.3	19	0.3	512	9.9
OTHER STRUCTURES	2	2	-	2	-	13	0.2	22	0.6	190	6.1
<b>TOTAL</b>	<b>2 611</b>	<b>2 451</b>	<b>169</b>	<b>2 422</b>	<b>188</b>	<b>75 879</b>	<b>2 134.7</b>	<b>71 312</b>	<b>1 884.7</b>	<b>614 205</b>	<b>16 826.5</b>

## FOCUS ON LISTED BONDS - END OF MONTH

## LISTED BY TYPE OF INSTRUMENT



## LISTED BY TYPE OF STRUCTURE



## TYPE OF INSTRUMENT - MOST TRADED BONDS IN TERMS OF TURNOVER

GOVERNMENT BONDS EU - JULY 2020				GOVERNMENT BONDS IT - JULY 2020			
ISIN	NAME	eur m	TRADES	ISIN	NAME	eur m	TRADES
PTOTEB0E00020	OT 4.1% 15FB45	1.7	33	IT0005217390	BTP 2.8% 01MZ67	31.9	668
DE0001135457	BUND 2.25% 04ST21	1.6	10	IT0004009673	BTP 3.75% 01AG21	22.0	497
ES00000123X3	OBLIGACIONES 4.4% 31OT23	1.5	91	IT0005162828	BTP 2.7% 01MZ47	15.7	319
FR0012968337	OAT 0.25% 25NV20	1.5	19	IT0005177909	BTP 2.25% 01ST36	12.1	262
ES00000121S7	OBLIGACIONES 4.7% 30LG41	1.3	9	IT0004594930	BTP 4% 01ST20	11.7	278

GOVERNMENT BONDS NON EU - JULY 2020				GOVERNMENT BONDS SOVEREIGN - JULY 2020			
ISIN	NAME	eur m	TRADES	ISIN	NAME	eur m	TRADES
US912810RK60	USA - T-BOND 2.5% 15FB45	27.5	513	XS2109813142	ROMANIA 3.375% 28GE50	5.1	196
XS1575968026	OMAN 6.5% 08MZ47	4.9	32	US465410BG26	ITALIA 5.375% 15GN33	5.0	203
US912828VZ00	USA - T-NOTE 2% 30ST20	4.2	59	US465410AH18	ITALIA 6.875% 27ST23	3.8	105
US912828S273	USA - T-NOTE 1.125% 30GN21	3.9	73	XS1968706876	ROMANIA 4.625% 03AP49	2.2	73
XS0501195993	ARGENTINA STEP UP SINK 31DC38	3.6	753	XS1085735899	PORTOGALLO 5.125% 15OT24	1.9	68

BANKING BONDS NON EUROBOND - JULY 2020				CORPORATE BONDS - JULY 2020			
ISIN	NAME	eur m	TRADES	ISIN	NAME	eur m	TRADES
IT0005187890	BANCO BPM - FIX FLOAT CAP 22GN22	23.3	1 090	XS2102392276	WEBUILD 3.625% CALL 28GE27	17.1	189
IT0005158677	BANCO BPM - FIX FLOAT CAP 29GE21	21.1	854	XS1707063589	WEBUILD 1.75% CALL 26OT24	15.5	172
IT0005118838	ISP-TV SUB 30GN22	19.3	816	IT0005108490	AUTOSTRADA 1.625 12GN23	13.3	996
IT0005279887	ISP-TV SUB 26ST24	18.0	173	XS0213101073	PETROLEOS MEXICANOS 5.5% 24FB25	13.2	687
XS1928480166	MEDIOBANCA STEP UP 25GE24	14.6	823	XS1388625425	FIAT CHRYSLER AUTOM. 3.75% 29MZ24	11.7	110

EMERGING MARKETS BONDS - JULY 2020			
ISIN	NAME	eur m	TRADES
US900123A775	TURCHIA 8% 14FB34	6.4	644
XS1218289103	MESSICO 4.0% CALL 15MZ15	4.8	47
XS0505478684	EGITTO 6.875% 30AP40	3.6	42
US900123AL40	TURCHIA 11.875% 15GE30	2.3	228
GR0118019679	GRECIA 1.875% 23LG26	2.2	5

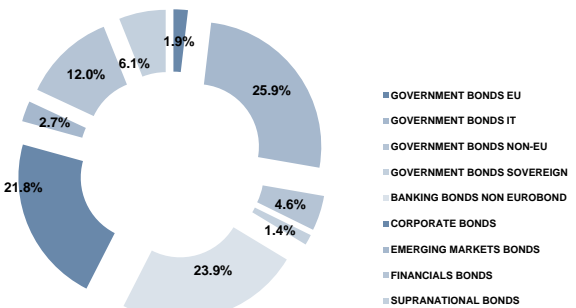
  

FINANCIALS BONDS - JULY 2020			
ISIN	NAME	eur m	TRADES
XS1733289406	CATTOLICA-FIX FLOAT CALL SUB 14DC47	30.3	294
XS0130717134	UNIPOLSA-FIX FLOAT CALL SUB 15GN21	10.6	396
XS1206977495	UNIPOL GRUPPO 3% 18MZ25	9.5	91
XS2058908745	BANCO BPM-FIX TO CMS CALL SUB 01OT29	8.4	76
XS1404902535	UBI BANCA-FIX TO CMS CALL SUB 05MG26	7.4	71

SUPRANATIONAL BONDS - JULY 2020			
ISIN	NAME	eur m	TRADES
IT0005090995	CDP FIX FLOAT 20MZ22	13.2	397
XS1567439689	BANQUE CENTRALE DE TUNISIE 5.625% 17FB24	7.1	72
IT0005374043	CDP FIX FLOAT 28GN26	6.7	384
US298785DV50	BEI 4.875% 15FB36	6.3	84
XS1507486584	BEI 1.5% CALL 21NV26	4.2	246

## TYPE OF INSTRUMENT - TURNOVER



## MOST TRADED BONDS BY CURRENCY IN TERMS OF TURNOVER

EUR - JULY 2020				USD - JULY 2020			
ISIN	NAME	CURRI eur m	TRADES	ISIN	NAME	CURRI eur m	TRADES
IT0005217390	BTP 2.8% 01MZ67	EUR	668	US912810RK60	USA - T-BOND 2.5% 15FB45	USD	27.5
XS1733289406	CATTOLICA-FIX FLOAT CALL SUB 14DC47	EUR	30.3	IT0005185381	UCG-FIX FLOAT 31MG23	USD	12.9
IT0005187890	BANCO BPM - FIX FLOAT CAP 22GN22	EUR	23.3	XS1782625641	MEDIOBANCA INT SA STEP UP 29MZ24	USD	10.3
IT0004096773	BTP 3.75% 01AG21	EUR	22.0	XS1610693290	GOLDMAN SACHS GROUP STEP UP 31MG2	USD	9.9
IT0005158677	BANCO BPM - FIX FLOAT CAP 29GE21	EUR	21.1	IT0005176398	UCG 2.8% 16MG22	USD	9.4

GBP - JULY 2020				OTHER CURRENCIES - JULY 2020			
ISIN	NAME	CURRI eur m	TRADES	ISIN	NAME	CURRI eur m	TRADES
XS1068966073	BEI TV 21MG21	GBP	1.4	XS1115184753	BEI 9.25% 03OT24	TRY	3.0
GB00BYYSF581	GILT 1.5% 22GE21	GBP	0.7	ZAG000030404	SUDAFRICA 6.25% 31MZ36	ZAR	2.0
GB00B4RMC977	GILT 3.75% 07ST21	GBP	0.5	ZAG000106998	SUDAFRICA 8% 31GE30	ZAR	1.5
GB00B3KJQD49	GILT 4% 07MZ22	GBP	0.4	AUJCB0234987	BEI 2.8% 15GE21	AUD	1.5
GB00BN65R198	GILT 2% 22LG20	GBP	0.4	AUJ00XCLWAM0	AUSTRALIA 2.75% 21GN35	AUD	1.4

## News

5 EU Government Bonds

1 banking bonds non Eurobonds

5 corporate bonds:

XS178832379 FIAT CHRYSLER AUTOM. 3.375% CALL 07LG23  
 XS178833773 FIAT CHRYSLER AUTOM. 3.875% CALL 05GE26  
 XS1199351375 FIAT CHRYSLER AUTOM. 4.5% CALL 07LG28  
 XS1199716304 LEONARDO 2.375% CALL 08GE26  
 XS2202907510 SAIFEM FINANCE INT 3.375% CALL 15LG26

2 Supranational bonds:

XS0084291201 EBRD ZC 31DC29  
 XS1791714147 IBRD 12% 15MZ23

3 financial bonds:

XS210857534 UCG-FIX TO OMT CALL SUB 30GN35  
 XS2201857534 GENERAU 2.429% CALL SUB 14LG31  
 XS2207976783 UCG-FIX FLOAT CALL 22LG27

1 Covered Bond:

IT0005416992 BNL-TV SINK 28LG22 EST

2 other bonds:

XS201153899 DB ZC 31LG27  
 XS201153884 DB - DWS INV ASIAN BONDS 11AG26

Markets Analysis  
 Piazza degli Affari, 6 - 20123 Milano  
 T +39 02 724261 | Fax +39 02 8646.4323  
 e-mail: markets\_analysis@borsaitaliana.it

The above Information is published on web site [www.eurotlx.com](http://www.eurotlx.com)

This document contains text, data, graphics, photographs, illustrations, artwork, names, logos, trade marks, service marks and information ("Information") connected with EuroTLX Sim SpA ("EuroTLX") and with Borsa Italiana S.p.A. ("Borsa Italiana").

All reasonable efforts have been made to ensure that the Information in this document was correct at the time of publication. However, EuroTLX and Borsa Italiana accept no liability for decisions taken, or system-related or other work carried out by any party based on this document. The publication of this document does not represent solicitation of public saving and is not to be considered as a recommendation on the suitability of the investment, if any herein described.