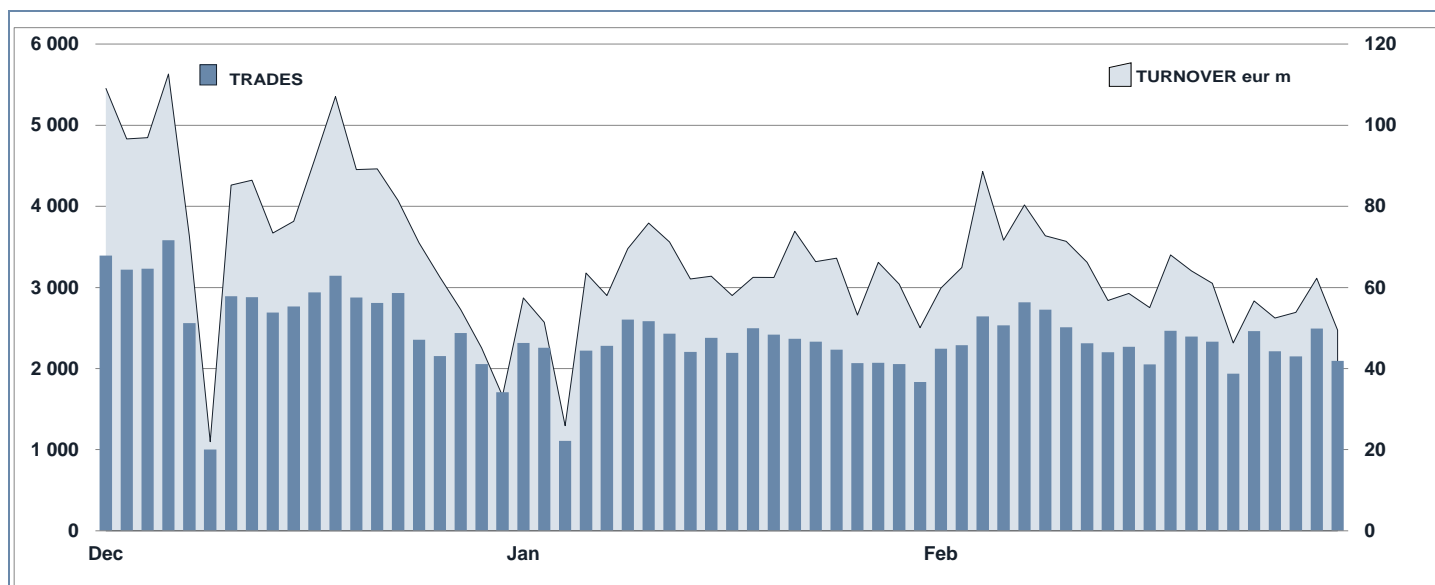




EuroTLX Statistics

February 2021

DAILY TURNOVER

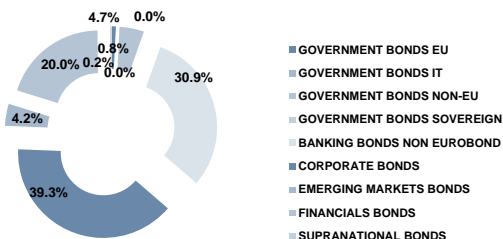


MAIN INDICATORS

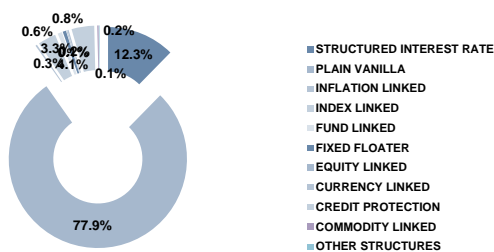
	LISTED					TRADING						
	DEC 2020		JANUARY 2021		FEBRUARY 2021		JANUARY 2021		FEBRUARY 2021		JAN - FEB 2021	
	LISTED	END of MONTH	LISTED	NEW LISTED	LISTED	NEW LISTED	TRADES	TURNOVER	TRADES	TURNOVER	TRADES	TURNOVER
	END of MONTH	END of MONTH	BEGIN of JAN 2021	BEGIN of JAN 2021	END of MONTH	BEGIN of JAN 2021	number	eur m	number	eur m	number	eur m
EUROTLX												
FIXED INCOME	2 354	1 658	42	1 654	75	44 446	1 218.4	47 123	1 260.1	91 569	2 478.5	
CERT-X	3 649	3 659	118	3 702	283	56 656	657.4	56 478	684.5	113 134	1 342.0	
SHARES	446	444	-	444	-	19 051	147.8	17 358	136.3	36 409	284.1	
TOTAL	6 449	5 761	160	5 800	358	120 153	2 023.6	120 959	2 081.0	241 112	4 104.6	
FIXED INCOME - TYPE OF INSTRUMENT												
GOVERNMENT BONDS EU	239	13	-	13	-	77	2.6	74	2.4	151	5.0	
GOVERNMENT BONDS IT	149	-	-	-	-	-	-	-	-	-	-	
GOVERNMENT BONDS NON-EU	85	74	1	77	4	3 611	60.8	4 909	79.6	8 520	140.4	
GOVERNMENT BONDS SOVEREIGN	28	-	-	-	-	-	-	-	-	-	-	
BANKING BONDS NON EUROBOND	533	525	1	511	3	16 221	333.5	17 230	375.8	33 451	709.3	
CORPORATE BONDS	644	648	24	650	35	18 810	488.5	18 878	504.1	37 688	992.6	
EMERGING MARKETS BONDS	92	63	-	69	7	2 203	49.9	2 889	59.3	5 092	109.2	
FINANCIALS BONDS	372	332	16	331	26	3 363	266.9	3 051	229.6	6 414	496.5	
SUPRANATIONAL BONDS	212	3	-	3	-	161	16.3	92	9.3	253	25.6	
TOTAL	2 354	1 658	42	1 654	75	44 446	1 218.4	47 123	1 260.1	91 569	2 478.5	
FIXED INCOME - TYPE OF STRUCTURE												
STRUCTURED INTEREST RATE	210	204	1	204	5	8 540	253.7	9 181	266.7	17 721	520.4	
PLAIN VANILLA	1 938	1 291	41	1 288	66	32 133	865.1	33 959	885.0	66 092	1 750.1	
INFLATION LINKED	45	5	-	5	-	24	1.1	51	2.4	75	3.5	
INDEX LINKED	59	56	-	54	-	284	5.1	333	5.2	617	10.3	
FUND LINKED	13	13	-	13	1	440	13.5	351	10.0	791	23.5	
FIXED FLOATER	65	65	-	10	-	2 923	75.1	41	3.4	81	6.4	
EQUITY LINKED	2	2	-	2	-	1	0.0	-	-	1	0.0	
CURRENCY LINKED	4	4	-	4	-	16	0.2	8	0.1	24	0.3	
CREDIT PROTECTION	11	11	-	68	3	40	2.9	3 146	86.0	6 069	161.1	
COMMODITY LINKED	5	5	-	4	-	7	0.1	23	0.5	30	0.6	
OTHER STRUCTURES	2	2	-	2	-	38	1.4	30	0.8	68	2.2	
TOTAL	2 354	1 658	42	1 654	75	44 446	1 218.4	47 123	1 260.1	91 569	2 478.5	

FOCUS ON LISTED BONDS - END OF MONTH

LISTED BY TYPE OF INSTRUMENT



LISTED BY TYPE OF STRUCTURE



TYPE OF INSTRUMENT - MOST TRADED BONDS IN TERMS OF TURNOVER

GOVERNMENT BONDS EU - FEBRUARY 2021				GOVERNMENT BONDS IT - FEBRUARY 2021																							
ISIN	NAME	eur m	TRADES	ISIN	NAME	eur m	TRADES																				
GB00B84Z9V04	GILT 3.25% 22GE44	1.9	17																								
GB00B4RMD977	GILT 3.75% 07ST21	0.1	7																								
GB00B3KJDC49	GILT 4% 07MZ22	0.1	8																								
GB00BTH2R79	GILT 2% 07ST25	0.1	6																								
GB00B7L9SL19	GILT 1.75% 07ST22	0.1	9																								
GOVERNMENT BONDS NON EU - FEBRUARY 2021				GOVERNMENT BONDS SOVEREIGN - FEBRUARY 2021																							
ISIN	NAME	eur m	TRADES	ISIN	NAME	eur m	TRADES																				
US912810RK60	USA -T-BOND 2.5% 15FB45	10.4	736																								
US912810SL35	USA T-BOND TF 2% FB50 USD	10.3	712																								
XS1575969026	OMAN 6.5% 08MZ47	6.6	41																								
AU000XCLWAM0	AUSTRALIA 2.75% 21GN35	4.6	162																								
US9128282A70	USA - T-NOTE 1.5% 15AG26	4.5	135																								
BANKING BONDS NON EURO BOND - FEBRUARY 2021				CORPORATE BONDS - FEBRUARY 2021																							
ISIN	NAME	eur m	TRADES	ISIN	NAME	eur m	TRADES																				
IT0005187890	BANCO BPM - FIX FLOAT CAP 22GN22	34.8	1 065	XS1707063589	WEBUILD 1.75% CALL 26OT24	24.0	245																				
IT0005279887	ISP-TV SUB 26ST24	21.5	202	XS0161100515	TELECOM ITALIA FINANCE 7.75% 24GE33	19.3	669																				
XS1928480166	MEDIOBANCA STEP UP 25GE24	19.4	890	XS2271356201	WEBUILD 5.875% CALL 15DC25	18.7	166																				
IT0005118838	ISP-TV SUB 30GN22	17.8	474	XS1551347393	JAGUAR LAND ROVER 2.2% CALL 15GE24	15.2	153																				
IT0005185381	UCG-FIX FLOAT 31MG23	9.3	586	US345370CQ17	FORD MOTOR 4.75% 15GE43	14.8	850																				
EMERGING MARKETS BONDS - FEBRUARY 2021				TYPE OF INSTRUMENT - TURNOVER																							
ISIN	NAME	eur m	TRADES																								
US900123AT75	TURCHIA 8% 14FB34	7.7	588	<table border="1"> <thead> <tr> <th>Instrument Type</th> <th>Percentage</th> </tr> </thead> <tbody> <tr> <td>GOVERNMENT BONDS EU</td> <td>40.0%</td> </tr> <tr> <td>GOVERNMENT BONDS IT</td> <td>18.2%</td> </tr> <tr> <td>GOVERNMENT BONDS NON-EU</td> <td>6.3%</td> </tr> <tr> <td>GOVERNMENT BONDS SOVEREIGN</td> <td>0.9%</td> </tr> <tr> <td>BANKING BONDS NON EURO BOND</td> <td>0.7%</td> </tr> <tr> <td>CORPORATE BONDS</td> <td>0.0%</td> </tr> <tr> <td>EMERGING MARKETS BONDS</td> <td>0.0%</td> </tr> <tr> <td>FINANCIALS BONDS</td> <td>0.0%</td> </tr> <tr> <td>SUPRANATIONAL BONDS</td> <td>0.0%</td> </tr> </tbody> </table>				Instrument Type	Percentage	GOVERNMENT BONDS EU	40.0%	GOVERNMENT BONDS IT	18.2%	GOVERNMENT BONDS NON-EU	6.3%	GOVERNMENT BONDS SOVEREIGN	0.9%	BANKING BONDS NON EURO BOND	0.7%	CORPORATE BONDS	0.0%	EMERGING MARKETS BONDS	0.0%	FINANCIALS BONDS	0.0%	SUPRANATIONAL BONDS	0.0%
Instrument Type	Percentage																										
GOVERNMENT BONDS EU	40.0%																										
GOVERNMENT BONDS IT	18.2%																										
GOVERNMENT BONDS NON-EU	6.3%																										
GOVERNMENT BONDS SOVEREIGN	0.9%																										
BANKING BONDS NON EURO BOND	0.7%																										
CORPORATE BONDS	0.0%																										
EMERGING MARKETS BONDS	0.0%																										
FINANCIALS BONDS	0.0%																										
SUPRANATIONAL BONDS	0.0%																										
US900123CM05	TURKEY TF 5.75% MG47 USD	5.9	33																								
XS0505478684	EGITTO 6.875% 30AP40	5.7	62																								
ZAG000030404	SUDAFRICA 6.25% 31MZ36	4.6	476																								
ZAG000106998	SUDAFRICA 8% 31GE30	4.2	448																								
FINANCIALS BONDS - FEBRUARY 2021																											
ISIN	NAME	eur m	TRADES																								
XS1752894292	MPS-FIX FLOAT CALL SUB 18GE28	20.5	213																								
XS1700435453	IFIS-FIX TO CMS CALL SUB 17OT27	13.4	130																								
XS1109765005	ISP 3.928% SUB 15ST26	11.1	92																								
XS1404902535	UBI BANCA-FIX TO CMS CALL SUB 05MG26	10.8	99																								
XS2084827935	ICCREA BANCA- FIX TO CMS CALL SUB 28NV29	9.4	87																								
SUPRANATIONAL BONDS - FEBRUARY 2021																											
ISIN	NAME	eur m	TRADES																								
XS1567439689	BANQUE CENTRALE DE TUNISIE 5.625% 17FB24	7.4	76																								
XS1901183043	BANQUE CENTRALE DE TUNISIE 6.75% 31OT23	0.9	10																								
XS1175223699	BANQUE CENTRALE DE TUNISIE 5.75% 30GE25	0.9	6																								

MOST TRADED BONDS BY CURRENCY IN TERMS OF TURNOVER

EUR - FEBRUARY 2021				USD - FEBRUARY 2021				
ISIN	NAME	CURRI eur m	TRADES	ISIN	NAME	CURRI eur m	TRADES	
IT0005187890	BANCO BPM - FIX FLOAT CAP 22GN22	EUR	34.8	1 065	US345370CQ17	FORD MOTOR 4.75% 15GE43	USD	14.8
XS1707063589	WEBUILD 1.75% CALL 26OT24	EUR	24.0	245	US71654QCC42	PETROLEOS MEXICANOS 6.750% CALL 21ST47	USD	11.0
IT0005279887	ISP-TV SUB 26ST24	EUR	21.5	202	US912810RK60	USA -T-BOND 2.5% 15FB45	USD	10.4
XS1752894292	MPS-FIX FLOAT CALL SUB 18GE28	EUR	20.5	213	US912810SL35	USA T-BOND TF 2% FB50 USD	USD	10.3
XS1928480166	MEDIOBANCA STEP UP 25GE24	EUR	19.4	890	IT0005185381	UCG-FIX FLOAT 31MG23	USD	9.3
GBP - FEBRUARY 2021				OTHER CURRENCIES - FEBRUARY 2021				
ISIN	NAME	CURRI eur m	TRADES	ISIN	NAME	CURRI eur m	TRADES	
GB00B84Z9V04	GILT 3.25% 22GE44	GBP	1.9	17	ZAG000030404	SUDAFRICA 6.25% 31MZ36	ZAR	4.6
XS2294840363	ISP 1.4% 08FB31	GBP	1.3	26	AU000XCLWAM0	AUSTRALIA 2.75% 21GN35	AUD	4.6
XS0452187320	ENEL FINANCE INT 5.75% 14ST40	GBP	0.6	7	ZAG000106998	SUDAFRICA 8% 31GE30	ZAR	4.2
XS0452188054	ENEL FINANCE INT 5.625% 14AG24	GBP	0.2	2	DE0001342244	DB ZC 15OT26	ITL	2.2
XS0481342896	ISP 5.25% 28GE22	GBP	0.2	3	AU3TB0000143	AUSTRALIA 2.75% 21AP24	AUD	1.7

News

3 No EU Government Bonds

2 banking bonds non Eurobonds

8 financial bonds:

DE000DL19UC0 DB 1.125% 30AG23
 DE000DL19VD6 DB-GREEN BOND FIX FLOAT CALL 10GN26
 DE000DL19VT2 DB-FIX FLOAT CALL 17FB27
 DE000DL19VU0 DB-FIX FLOAT CALL 17FB32
 XS1068866950 DANSKE BANK FIX TO CMS CALL SUB 19MG26
 XS1424730973 DANSKE BANK 0.75% 02GN23
 XS2283188683 EXOR 0.875% CALL 19GE31
 XS2299135819 DANSKE BANK FIX TO CMS CALL SUB 15MG31

11 corporate bond:

US037411BC83 APACHE CORP 4.25% CALL 15GE44
 US389904BV43 GENERAL ELECTRIC 3.45% CALL 01MG27
 US389904BW26 GENERAL ELECTRIC 3.625% CALL 01MG30
 US389904BY81 GENERAL ELECTRIC 4.35% CALL 01MG50
 US382550AD35 GOODYEAR 7% CALL 15MZ28
 US71647NBG34 PETROBRAS 6.75% CALL 03GN50
 US910047AH22 UNITED AIRLINES 5% CALL 01FB24
 XS2049726990 DEUTSCHE LUFTHANSA 0.25% 06ST24
 XS2292486771 ACEA GREEN BOND 0% CALL 28ST25
 XS2292487076 ACEA GREEN BOND 0.25% CALL 28LG30
 XS2301390089 ATLANTIA 1.875% CALL 12FB28

7 emerging markets bond:

US896205A1 SUDAFRICA 5% 12OT46
 US936205B1 SUDAFRICA 5.75% 30ST49
 US910860A1 MESSICO 7.5% 08AP23
 US910860A2 MESSICO 6.75% 27ST34
 US910860A3 MESSICO 6.05% CALL 11GE40
 XS21768997 EGITTO 8.875% 29MG50
 XS22972214 EGITTO 7.5% 16FB61

2 other bond:

XS2011157877 DB-FIX TO CMS CAP&FLOOR 26FB28
 XS2011158339 DB - DWS FUND 26AG27

Markets Analysis

Piazza degli Affari, 6 - 20123 Milano
 T +39 02 724261 | Fax +39 02 8646.4323
 e-mail: markets_analysis@borsaitaliana.it
 www.borsaitaliana.it

This document contains text, data, graphics, photographs, illustrations, artwork,

names, logos, trade marks, service marks and information ("Information")

connected with Borsa Italiana S.p.A. ("Borsa Italiana").

All reasonable efforts have been made to ensure that the Information in this document was correct at the time of publication. However, Borsa Italiana Spa accepts no liability for decisions taken, or systems-related or other work carried out by any party based on this document. The publication of this document does not represent solicitation, by Borsa Italiana, of public saving and is not to be considered as a recommendation by Borsa Italiana as to the suitability of the investment, if any, herein described.