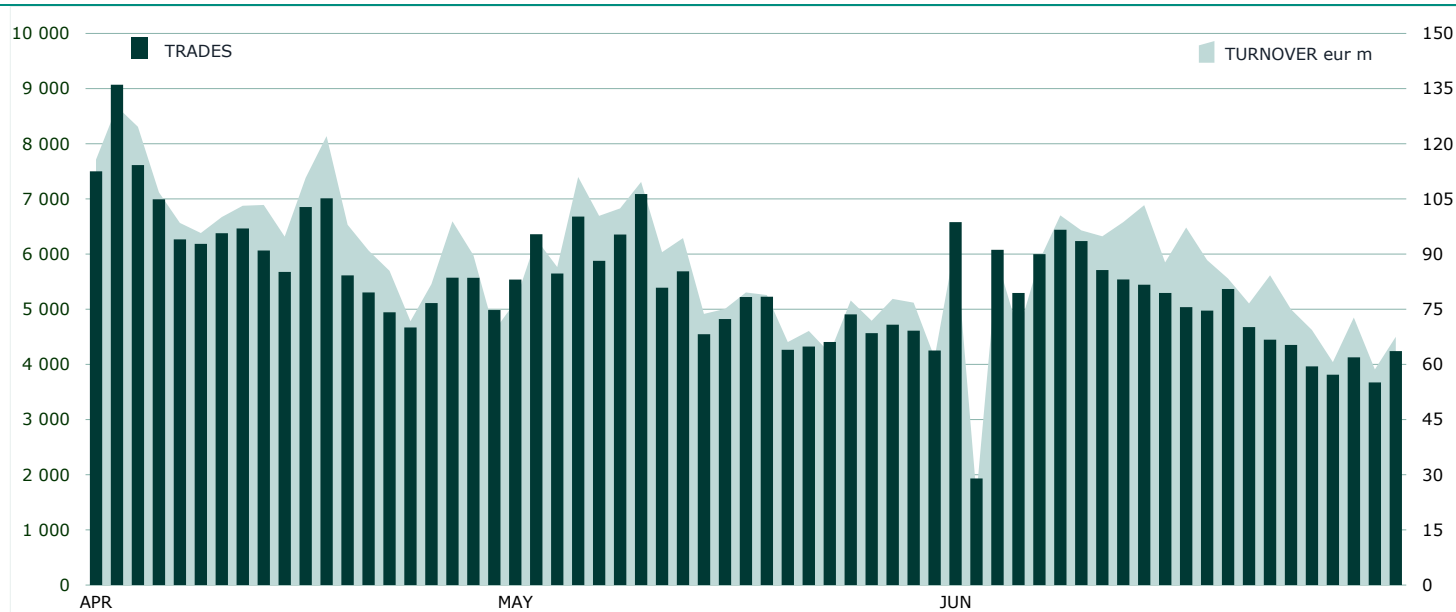
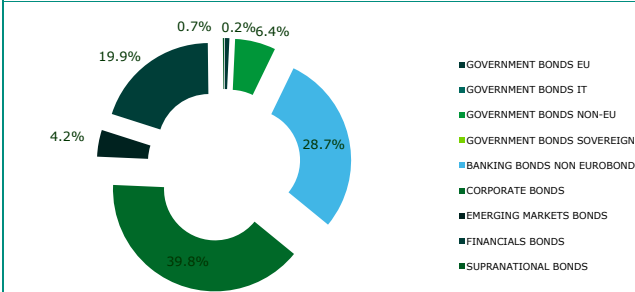


June 2021
EuroTLX Statistics
DAILY TURNOVER

MAIN INDICATORS

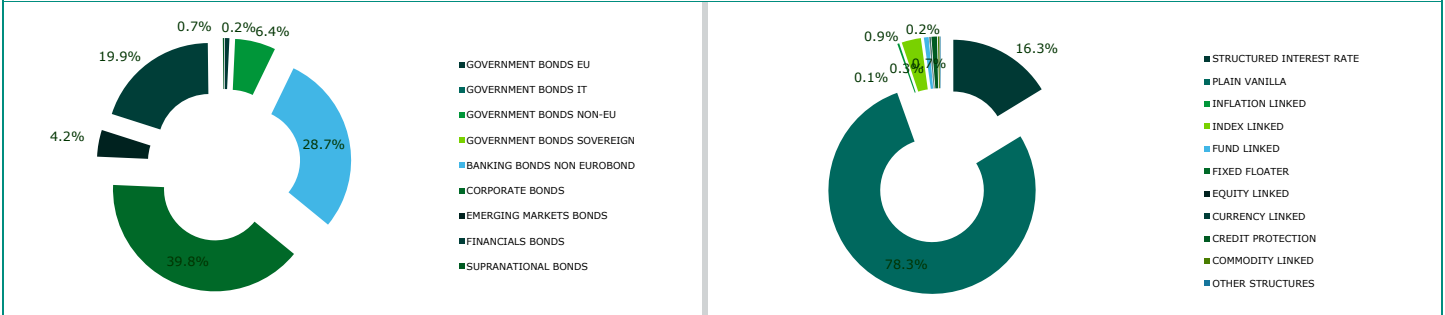
	LISTING					TRADING						
	DEC 2020		MAY 2021		JUNE 2021		MAY 2021		JUNE 2021		JAN - JUN 2021	
	LISTED END of MONTH	LISTED END of MONTH	NEW LISTED BEGIN of JAN 2021	LISTED END of MONTH	NEW LISTED BEGIN of JAN 2021	TRADES number	TURNOVER eur m	TRADES number	TURNOVER eur m	TRADES number	TURNOVER eur m	
EUROTLX												
FIXED INCOME	2 354	1 641	157	1 629	166	35 403	948.1	35 253	968.3	255 489	6 815.9	
CERT-X	3 649	3 713	987	3 694	1 167	62 478	710.6	61 774	719.5	377 946	4 448.1	
SHARES	446	443	3	444	4	12 626	78.4	12 207	90.4	100 040	707.4	
TOTAL	6 449	5 797	1 147	5 767	1 337	110 507	1 737.0	109 234	1 778.2	733 475	11 971.4	
FIXED INCOME - TYPE OF INSTRUMENT												
GOVERNMENT BONDS EU	239	12	-	12	-	67	2.6	55	2.2	423	15.7	
GOVERNMENT BONDS IT	149											
GOVERNMENT BONDS NON-EU	85	106	34	105	34	3 797	69.9	4 121	88.5	26 483	489.1	
GOVERNMENT BONDS SOVEREIGN	28											
BANKING BONDS NON EURO BOND	533	477	17	468	22	13 270	260.0	13 457	251.0	93 258	1 874.6	
CORPORATE BONDS	644	648	60	648	64	14 120	396.0	12 910	381.8	100 956	2 768.5	
EMERGING MARKETS BONDS	92	69	10	69	10	2 196	46.6	2 252	46.3	17 955	372.9	
FINANCIALS BONDS	372	326	36	324	36	1 881	165.6	2 396	192.1	15 673	1 221.0	
SUPRANATIONAL BONDS	212	3	-	3	-	72	7.4	62	6.4	741	74.1	
TOTAL	2 354	1 641	157	1 629	166	35 403	948.1	35 253	968.3	255 489	6 815.9	
FIXED INCOME - TYPE OF STRUCTURE												
STRUCTURED INTEREST RATE	210	263	13	265	16	8 961	251.3	8 799	234.8	63 973	1 752.7	
PLAIN VANILLA	1 938	1 286	139	1 275	144	25 993	687.1	25 920	721.8	187 356	4 957.6	
INFLATION LINKED	45	4	-	5	1	29	1.0	54	2.0	239	9.9	
INDEX LINKED	59	50	-	49	-	241	4.2	275	4.7	1 783	29.8	
FUND LINKED	13	12	1	12	1	58	1.0	99	1.9	1 101	29.6	
FIXED FLOATER	65	-	-	-	-	-	-	-	-	367	8.6	
EQUITY LINKED	2	-	-	1	1	1	0.0	-	-	2	0.1	
CURRENCY LINKED	4	4	-	2	-	12	0.2	9	0.1	83	1.3	
CREDIT PROTECTION	11	14	4	14	4	71	2.4	63	2.1	320	18.5	
COMMODITY LINKED	5	4	-	4	-	16	0.2	11	0.2	88	1.5	
OTHER STRUCTURES	2	2	-	2	-	21	0.5	23	0.7	177	6.1	
TOTAL	2 354	1 641	157	1 629	166	35 403	948.1	35 253	968.3	255 489	6 815.9	

FOCUS ON LISTED BONDS - END OF MONTH

LISTED BY TYPE OF INSTRUMENT



LISTED BY TYPE OF STRUCTURE



TYPE OF INSTRUMENT - MOST TRADED BONDS IN TERMS OF TURNOVER

GOVERNMENT BONDS EU - JUNE 2021

ISIN	NAME	eur m	TRADES
GB00BN65R313	GILT 3.5% 22GE45	0.6	7
GB00B7L9SL19	GILT 1.75% 07ST22	0.5	13
GB00B4RMG977	GILT 3.75% 07ST21	0.4	4
GB00B8429V04	GILT 3.25% 22GE44	0.3	4
GB00B16NRR78	GILT 4.25% 07DC27	0.1	3

GOVERNMENT BONDS IT - JUNE 2021

ISIN	NAME	eur m	TRADES
US912810SL35	USA T-BOND TF 2% FB50 USD	19.2	936
US912810RK60	USA -T-BOND 2.5% 15FB45	5.9	361
XS1575968026	OMAN 6.5% 08MZ47	4.5	28
US912810RM27	USA -T-BOND 3% 15MG45	3.4	76
US912810RX81	USA T-BOND TF 3% MG47 USD	2.9	41

GOVERNMENT BONDS NON EU - JUNE 2021

ISIN	NAME	eur m	TRADES
US912810SL35	USA T-BOND TF 2% FB50 USD	19.2	936
US912810RK60	USA -T-BOND 2.5% 15FB45	5.9	361
XS1575968026	OMAN 6.5% 08MZ47	4.5	28
US912810RM27	USA -T-BOND 3% 15MG45	3.4	76
US912810RX81	USA T-BOND TF 3% MG47 USD	2.9	41

GOVERNMENT BONDS SOVEREIGN - JUNE 2021

ISIN	NAME	eur m	TRADES
IT0005187890	BANCO BPM - FIX FLOAT CAP 22GN22	14.6	537
IT0005279887	ISP-TV SUB 26ST24	13.3	124
IT0005118838	ISP-TV SUB 30GN22	11.3	377
XS1928480166	MEDIOBANCA STEP UP 25GE24	9.4	624
IT0005185381	UCG-FIX FLOAT 31MG23	5.2	334

BANKING BONDS NON EUROBOND - JUNE 2021

ISIN	NAME	eur m	TRADES
IT0005187890	BANCO BPM - FIX FLOAT CAP 22GN22	14.6	537
IT0005279887	ISP-TV SUB 26ST24	13.3	124
IT0005118838	ISP-TV SUB 30GN22	11.3	377
XS1928480166	MEDIOBANCA STEP UP 25GE24	9.4	624
IT0005185381	UCG-FIX FLOAT 31MG23	5.2	334

CORPORATE BONDS - JUNE 2021

ISIN	NAME	eur m	TRADES
XS1707063589	WEBUILD 1.75% CALL 26OT24	32.1	281
XS2271356201	WEBUILD 5.875% CALL 15DC25	21.0	162
XS1551347393	JAGUAR LAND ROVER 2.2% CALL 15GE24	13.2	107
XS2325696628	SAIPEM FINANCE INT 3.125% CALL 31MZ28	11.3	108
US345370CQ17	FORD MOTOR 4.75% 15GE43	9.2	453

EMERGING MARKETS BONDS - JUNE 2021

ISIN	NAME	eur m	TRADES
XS1629918415	TURCHIA 3.25% 14GN25	9.4	74
XS0505478684	EGITTO 6.875% 30AP40	4.8	45
ZAG000030404	SUDAFRICA 6.25% 31MZ36	4.5	363
US900123AT75	TURCHIA 8% 14FB34	4.0	447
ZAG000125980	SOUTH AFRICA TF 9% GE40 ZAR	2.5	244

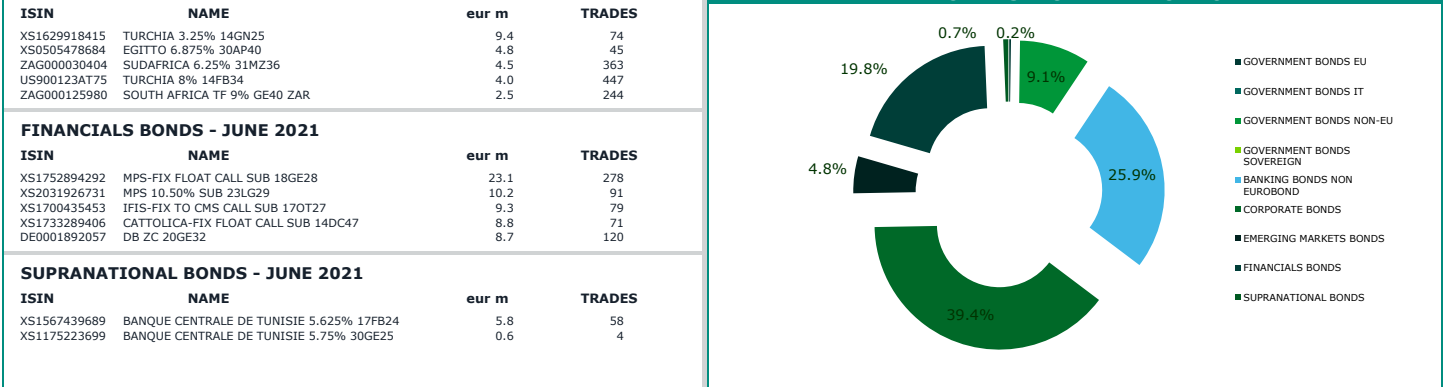
FINANCIALS BONDS - JUNE 2021

ISIN	NAME	eur m	TRADES
XS1752894292	MPS-FIX FLOAT CALL SUB 18GE28	23.1	278
XS2031926731	MPS 10.50% SUB 23LG29	10.2	91
XS1700435453	IFIS-FIX TO CMS CALL SUB 17OT27	9.3	79
XS1733289406	CATTOLICA-FIX FLOAT CALL SUB 14DC47	8.8	71
DE0001892057	DB ZC 20GE32	8.7	120

SUPRANATIONAL BONDS - JUNE 2021

ISIN	NAME	eur m	TRADES
XS1567439689	BANQUE CENTRALE DE TUNISIE 5.625% 17FB24	5.8	58
XS1175223699	BANQUE CENTRALE DE TUNISIE 5.75% 30GE25	0.6	4

TYPE OF INSTRUMENT - TURNOVER



MOST TRADED BONDS BY CURRENCY IN TERMS OF TURNOVER

EUR - JUNE 2021

ISIN	NAME	CURRENCY	eur m	TRADES
XS1707063589	WEBUILD 1.75% CALL 26OT24	EUR	32.1	281
XS1752894292	MPS-FIX FLOAT CALL SUB 18GE28	EUR	23.1	278
XS2271356201	WEBUILD 5.875% CALL 15DC25	EUR	21.0	162
IT0005187890	BANCO BPM - FIX FLOAT CAP 22GN22	EUR	14.6	537
IT0005279887	ISP-TV SUB 26ST24	EUR	13.3	124

USD - JUNE 2021

ISIN	NAME	CURRENCY	eur m	TRADES
US912810SL35	USA T-BOND TF 2% FB50 USD	USD	19.2	936
US345370CQ17	FORD MOTOR 4.75% 15GE43	USD	9.2	453
US71654QBQ97	PETROLEOS MEXICANOS 5.625% CALL 2: USD	USD	8.5	233
US71654QCC42	PETROLEOS MEXICANOS 6.750% CALL 2: USD	USD	6.3	246
US912810RK60	USA -T-BOND 2.5% 15FB45	USD	5.9	361

GBP - JUNE 2021

ISIN	NAME	CURRENCY	eur m	TRADES
GB00BN65R313	GILT 3.5% 22GE45	GBP	0.6	7
GB00B7L9SL19	GILT 1.75% 07ST22	GBP	0.5	13
GB00B4RMG977	GILT 3.75% 07ST21	GBP	0.4	4
GB00B8429V04	GILT 3.25% 22GE44	GBP	0.3	4
XS2294840363	ISP 1.4% 08FB31	GBP	0.3	23

OTHER CURRENCIES - JUNE 2021

ISIN	NAME	CURRENCY	eur m	TRADES
DE0001892057	DB ZC 20GE32	ITL	8.7	120
ZAG000030404	SUDAFRICA 6.25% 31MZ36	ZAR	4.5	363
DE0001342244	DB ZC 15OT26	ITL	2.9	63
ZAG000125980	SOUTH AFRICA TF 9% GE40 ZAR	ZAR	2.5	244
XS2328429894	IFC TF 1,85% MG24 CNY	CNY	2.2	129

News

5 banking bonds non Eurobonds

4 corporate bonds:

US71656MAF68 PEMEX TF 6,625% PERPETUAL CALL USD
XS2344735811 ENI SDG LINKED TF 0,375% GN28 CALL EUR
XS2356041165 STELLANTIS TF 1,25% GN33 CALL EUR
XS2356040357 STELLANTIS TF 0,75% GE29 CALL EUR

Markets Analysis

Piazza degli Affari, 6 - 20123 Milano
T +39 02 724261 | Fax +39 02 8646.4323
e-mail: markets_analysis@borsaitaliana.it
www.borsaitaliana.it

This publication is for information purposes only and is not a recommendation to engage in investment activities. This publication is provided "as is" without representation or warranty of any kind. Whilst all reasonable care has been taken to ensure the accuracy of the content, Euronext does not guarantee its accuracy or completeness. Euronext will not be held liable for any loss or damages of any nature ensuing from using, trusting or acting on information provided. No information set out or referred to in this publication shall form the basis of any contract. The creation of rights and obligations in respect of financial products that are traded on the exchanges operated by Euronext's subsidiaries shall depend solely on the applicable rules of the market operator. All proprietary rights and interest in or connected with this publication shall vest in Euronext. No part of it may be redistributed or reproduced in any form without the prior written permission of Euronext. Euronext refers to Euronext N.V. and its affiliates. Information regarding trademarks and intellectual property rights of Euronext is located at www.euronext.com/terms-use
© 2021, Euronext N.V. - All rights reserved.