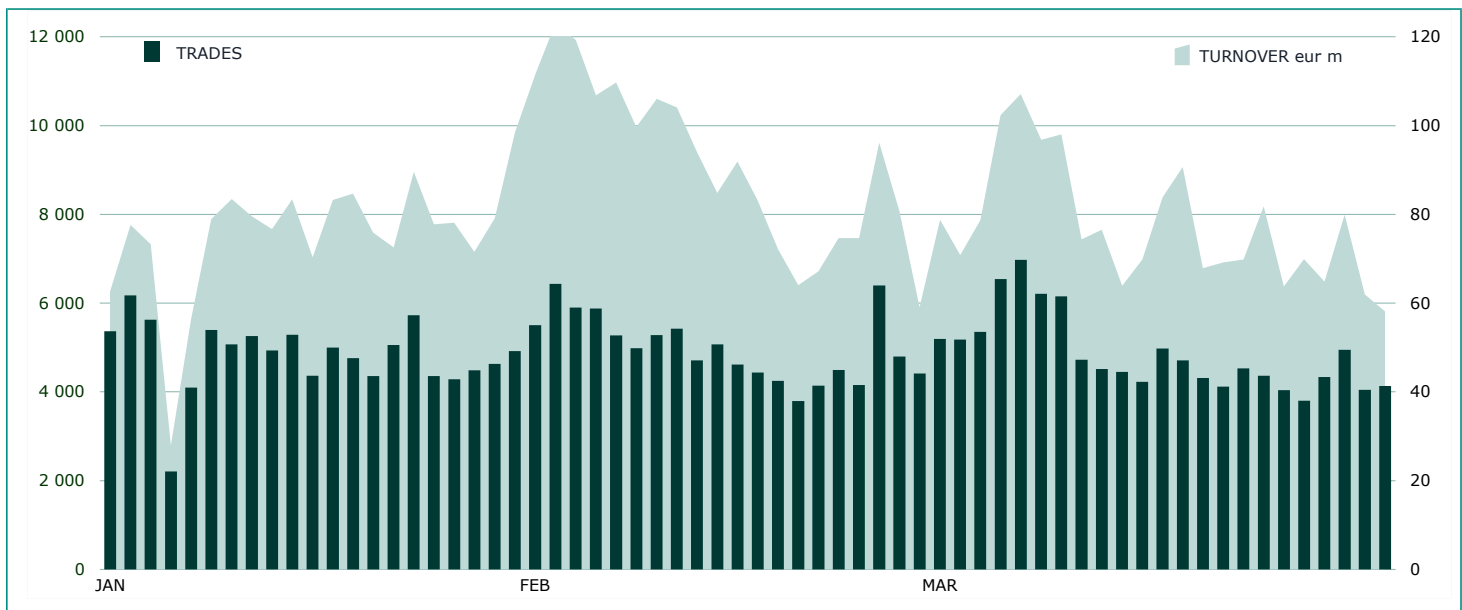
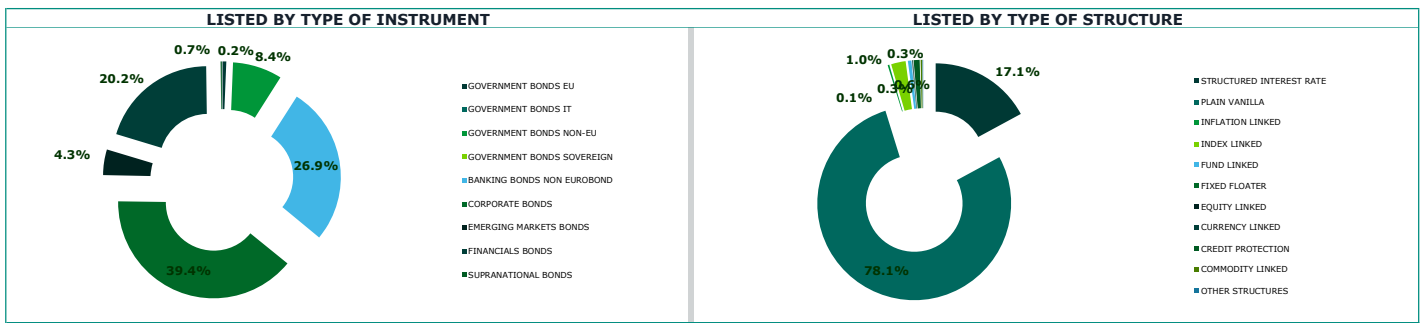


EuroTLX Statistics
March 2022
DAILY TURNOVER

MAIN INDICATORS

	LISTING					TRADING					
	DEC 2021	FEBRUARY 2022		MARCH 2022		FEBRUARY 2022		MARCH 2022		JAN-MAR 2022	
	LISTED END OF MONTH	LISTED END OF MONTH	NEW LISTED BEGIN OF JAN 2021	LISTED END OF MONTH	NEW LISTED BEGIN OF JAN 2022	TRADES number	TURNOVER eur m	TRADES number	TURNOVER eur m	TRADES number	TURNOVER eur m
EUROTLX											
FIXED INCOME	1 585	1 556	24	1 522	29	40 857	1 209.1	53 130	1 225.4	128 701	3 309.9
CERT-X	3 827	4 020	527	4 163	791	48 843	550.7	47 841	491.2	150 995	1 662.4
SHARES	450	446	-	446	-	10 273	62.8	10 870	62.3	33 472	210.3
TOTAL	5 862	6 022	551	6 131	820	99 973	1 822.6	111 841	1 778.9	313 168	5 182.7
FIXED INCOME - TYPE OF INSTRUMENT											
GOVERNMENT BONDS EU	11	10	-	10	-	62	2.9	91	2.7	241	10.9
GOVERNMENT BONDS IT											
GOVERNMENT BONDS NON-EU	131	129	-	128	-	4 122	77.8	5 602	127.3	13 557	277.1
GOVERNMENT BONDS SOVEREIGN											
BANKING BONDS NON EURO BOND	435	424	5	409	8	12 881	237.8	18 983	362.9	45 595	857.6
CORPORATE BONDS	613	608	10	599	12	18 058	652.2	21 979	525.1	51 837	1 521.1
EMERGING MARKETS BONDS	72	71	2	66	2	3 460	58.4	4 513	72.8	11 085	188.1
FINANCIALS BONDS	320	311	7	307	7	2 265	179.0	1 924	131.9	6 312	449.1
SUPRANATIONAL BONDS	3	3	-	3	-	9	0.9	38	2.6	74	5.9
TOTAL	1 585	1 556	24	1 522	29	40 857	1 209.1	53 130	1 225.4	128 701	3 309.9
FIXED INCOME - TYPE OF STRUCTURE											
STRUCTURED INTEREST RATE	263	265	5	280	6	9 498	227.1	12 349	261.1	31 972	710
PLAIN VANILLA	1 240	1 213	19	1 189	23	30 914	971.7	40 075	943.5	94 959	2 551
INFLATION LINKED	4	4	-	4	-	25	0.8	48	1.9	93	3
INDEX LINKED	43	40	-	37	-	249	4.5	289	5.0	864	15
FUND LINKED	12	11	-	9	-	68	1.8	256	11.1	498	21
FIXED FLOATER	-	-	-	-	-	-	-	-	-	-	-
EQUITY LINKED	1	1	-	1	-	-	-	-	-	-	-
CURRENCY LINKED	1	1	-	1	-	2	0.1	-	-	7	0
CREDIT PROTECTION	15	15	-	15	-	52	1.8	35	1.4	138	5
COMMODITY LINKED	4	4	-	4	-	31	0.7	68	1.3	129	3
OTHER STRUCTURES	2	2	-	2	-	18	0.5	10	0.2	41	1
TOTAL	1 585	1 556	24	1 522	29	40 857	1 209.1	53 130	1 225.4	128 701	3 309.9

FOCUS ON LISTED BONDS - END OF MONTH



TYPE OF INSTRUMENT - MOST TRADED BONDS IN TERMS OF TURNOVER

GOVERNMENT BONDS EU - MARCH 2022

ISIN	NAME	eur m	TRADES
GB00B7Z53659	GILT 2.25% 07ST23	1.1	19
GB00B84Z9V04	GILT 3.25% 22GE44	0.5	14
GB00B7L9SL19	GILT 1.75% 07ST22	0.5	17
GB00BN6SR313	GILT 3.5% 22GE45	0.2	3
GB00BYZ3G556	GILT 1.5% 22LG26	0.2	11

GOVERNMENT BONDS IT - MARCH 2022

ISIN	NAME	eur m	TRADES
IT0005126120	MEDIOBANCA FIX FLOAT CAP&FLOOR 300T22	21.3	1 061
IT0005185381	UCG-FIX FLOAT 31MG23	20.3	1 262
IT0005176398	UCG 2.8% 16MG22	18.6	766
IT0005279887	ISP-TV SUB 26ST24	14.2	127
IT0005187890	BANCO BPM - FIX FLOAT CAP 22GN22	11.3	212

GOVERNMENT BONDS NON EU - MARCH 2022

ISIN	NAME	eur m	TRADES
US912810SL35	USA T-BOND TF 2% FB50 USD	13.8	493
US9128282A70	USA - T-NOTE 1.5% 15AG26	7.7	331
US912810RK60	USA - T-BOND 2.5% 15FB45	6.4	511
US912810FM54	USA - T-BOND 6.25% 15MG30	4.2	72
US9128285927	USA - T-NOTE 1.25% 31LG23	3.7	160

GOVERNMENT BONDS SOVEREIGN - MARCH 2022

ISIN	NAME	eur m	TRADES
XS1591523755	SAIPEM FINANCE INT 2.75% CALL 05AP22	71.0	632
XS0161100515	TELECOM ITALIA FINANCE 7.75% 24GE33	63.0	4 562
XS0214965963	TELECOM ITALIA 5.25% 17MZ55	43.2	446
XS1487495316	SAIPEM FINANCE INT 3.75% CALL 08ST23	32.3	325
FR0013299435	RENAULT 1.00% CALL 28NV25	21.8	1 637

BANKING BONDS NON EUROBOND - MARCH 2022

ISIN	NAME	eur m	TRADES
IT0005126120	MEDIOBANCA FIX FLOAT CAP&FLOOR 300T22	21.3	1 061
IT0005185381	UCG-FIX FLOAT 31MG23	20.3	1 262
IT0005176398	UCG 2.8% 16MG22	18.6	766
IT0005279887	ISP-TV SUB 26ST24	14.2	127
IT0005187890	BANCO BPM - FIX FLOAT CAP 22GN22	11.3	212

CORPORATE BONDS - MARCH 2022

ISIN	NAME	eur m	TRADES
XS1591523755	SAIPEM FINANCE INT 2.75% CALL 05AP22	71.0	632
XS0161100515	TELECOM ITALIA FINANCE 7.75% 24GE33	63.0	4 562
XS0214965963	TELECOM ITALIA 5.25% 17MZ55	43.2	446
XS1487495316	SAIPEM FINANCE INT 3.75% CALL 08ST23	32.3	325
FR0013299435	RENAULT 1.00% CALL 28NV25	21.8	1 637

EMERGING MARKETS BONDS - MARCH 2022

ISIN	NAME	eur m	TRADES
US900123AT75	TURCHIA 8% 14FB34	15.7	1 587
XS0505478684	EGITTO 6.875% 30AP40	9.6	128
XS1218289103	MESSICO 4.0% CALL 15MZ15	4.6	50
ZAG000030404	SUDAFRICA 6.25% 31MZ36	4.6	315
US900123AW05	TURCHIA 7.375% 05FB25	4.2	343

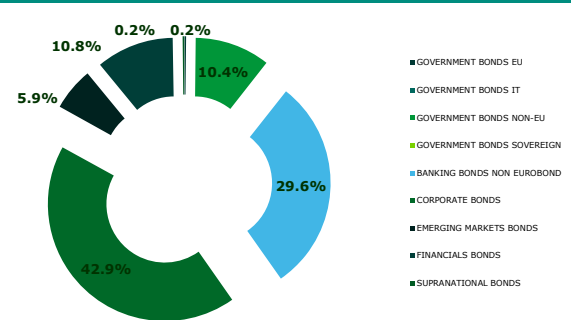
FINANCIALS BONDS - MARCH 2022

ISIN	NAME	eur m	TRADES
XS2011158339	DB - DWS FUND 26AG27	9.6	171
XS1222597905	ISP 2.85% SUB 23AP25	7.5	67
XS2207976783	UCG-FIX FLOAT CALL 22LG27	5.7	23
XS1700435453	IFIS-FIX TO CMS CALL SUB 17OT27	4.6	37
XS2124192654	IFIS 1.75% 25GN24	4.1	29

SUPRANATIONAL BONDS - MARCH 2022

ISIN	NAME	eur m	TRADES
XS1567439689	BANQUE CENTRALE DE TUNISIE 5.625% 17FB24	2.5	36
XS1901183043	BANQUE CENTRALE DE TUNISIE 6.75% 31OT23	0.1	2

TYPE OF INSTRUMENT - TURNOVER



MOST TRADED BONDS BY CURRENCY IN TERMS OF TURNOVER

EUR - MARCH 2022

ISIN	NAME	CURRENCY	eur m	TRADES
XS1591523755	SAIPEM FINANCE INT 2.75% CALL 05AP22	EUR	71.0	632
XS0161100515	TELECOM ITALIA FINANCE 7.75% 24GE33	EUR	63.0	4 562
XS0214965963	TELECOM ITALIA 5.25% 17MZ55	EUR	43.2	446
XS1487495316	SAIPEM FINANCE INT 3.75% CALL 08ST23	EUR	32.3	325
FR0013299435	RENAULT 1.00% CALL 28NV25	EUR	21.8	1 637

USD - MARCH 2022

ISIN	NAME	CURRENCY	eur m	TRADES
IT0005126120	MEDIOBANCA FIX FLOAT CAP&FLOOR 300T22	USD	21.3	1 061
IT0005185381	UCG-FIX FLOAT 31MG23	USD	20.3	1 262
IT0005176398	UCG 2.8% 16MG22	USD	18.6	766
US900123AT75	TURCHIA 8% 14FB34	USD	15.7	1 587
US912810SL35	USA T-BOND TF 2% FB50 USD	USD	13.8	493

GBP - MARCH 2022

ISIN	NAME	CURRENCY	eur m	TRADES
GB00B7Z53659	GILT 2.25% 07ST23	GBP	1.1	19
GB00B84Z9V04	GILT 3.25% 22GE44	GBP	0.5	14
IT0005114357	IMI-FIX FLOAT 14MG22	GBP	0.5	16
GB00B7L9SL19	GILT 1.75% 07ST22	GBP	0.5	17
GB00BN6SR313	GILT 3.5% 22GE45	GBP	0.2	3

OTHER CURRENCIES - MARCH 2022

ISIN	NAME	CURRENCY	eur m	TRADES
ZAG000030404	SUDAFRICA 6.25% 31MZ36	ZAR	4.6	315
XS2328429894	IFC TF 1.85% MG24 CNY	CNY	3.7	99
ZAG000125980	SOUTH AFRICA TF 9% GE40 ZAR	ZAR	2.5	233
XS1620769148	IBRD STEP UP 30GN23	AUD	2.4	187
AU000XCLWAM0	AUSTRALIA 2.75% 21GN35	AUD	2.2	125

News

3 banking bonds non Eurobonds

2 corporate bonds

XS2445840809 CASTOR TV EUR3M+5,25 FB29 CALL EUR
XS2445836286 CASTOR TF 6% FB29 CALL EUR

Markets Analysis

Piazza degli Affari, 6 - 20123 Milano
T +39 02 724261 | Fax +39 02 8646.4323
e-mail: markets_analysis@borsaitaliana.it
www.borsaitaliana.it

This publication is for information purposes only and is not a recommendation to engage in investment activities. This publication is provided "as is" without representation or warranty of any kind. Whilst all reasonable care has been taken to ensure the accuracy of the content, Euronext does not guarantee its accuracy or completeness. Euronext will not be held liable for any loss or damages of any nature ensuing from using, trusting or acting on information provided. No information set out or referred to in this publication shall form the basis of any contract. The creation of rights and obligations in respect of financial products that are traded on the exchanges operated by Euronext's subsidiaries shall depend solely on the applicable rules of the market operator. All proprietary rights and interest in or connected with this publication shall vest in Euronext. No part of it may be redistributed or reproduced in any form without the prior written permission of Euronext. Euronext disclaims any duty to update this information. Euronext refers to Euronext N.V. and its affiliates. Information regarding trademarks and intellectual property rights of Euronext is located at www.euronext.com/terms-use.