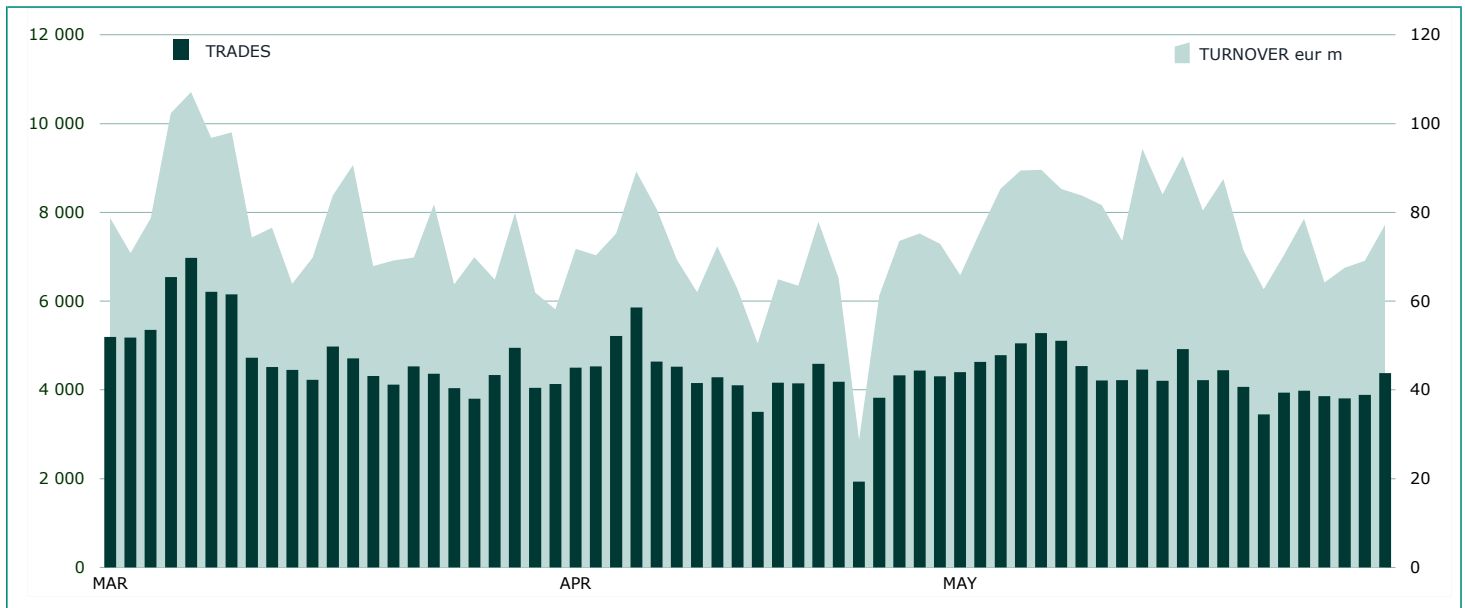



EuroTLX Statistics
May 2022
DAILY TURNOVER

MAIN INDICATORS

	LISTING					TRADING					
	DEC 2021	APRIL 2022		MAY 2022		APRIL 2022		MAY 2022		JAN-MAY 2022	
	LISTED END of MONTH	LISTED END of MONTH	NEW LISTED BEGIN of JAN 2022	LISTED END of MONTH	NEW LISTED BEGIN of JAN 2022	TRADES number	TURNOVER eur m	TRADES number	TURNOVER eur m	TRADES number	TURNOVER eur m
EUROTLX											
FIXED INCOME	1 585	1 526	61	1 512	79	38 610	880.3	51 421	1 310.7	218 732	5 500.9
CERT-X	3 827	4 326	1 050	4 601	1 418	35 299	363.1	36 904	373.7	223 198	2 399.2
SHARES	450	446	1	449	13	7 322	43.9	7 514	45.9	48 308	300.1
TOTAL	5 862	6 298	1 112	6 562	1 510	81 231	1 287.4	95 839	1 730.3	490 238	8 200.3
FIXED INCOME - TYPE OF INSTRUMENT											
GOVERNMENT BONDS EU	11	10	-	10	-	57	1.0	59	1.1	357	13.1
GOVERNMENT BONDS IT											
GOVERNMENT BONDS NON-EU	131	141	14	143	18	4 812	99.0	5 117	108.5	23 486	484.7
GOVERNMENT BONDS SOVEREIGN											
BANKING BONDS NON EUROBOND	435	407	13	402	20	14 936	280.9	22 092	544.0	82 623	1 682.5
CORPORATE BONDS	613	596	19	587	21	13 994	338.9	18 735	445.0	84 566	2 305.0
EMERGING MARKETS BONDS	72	68	4	67	4	3 205	48.8	3 008	44.3	17 298	281.3
FINANCIALS BONDS	320	301	11	300	16	1 583	109.9	2 401	167.1	10 296	726.1
SUPRANATIONAL BONDS	3	3	-	3	-	23	1.8	9	0.7	106	8.3
TOTAL	1 585	1 526	61	1 512	79	38 610	880.3	51 421	1 310.7	218 732	5 500.9
FIXED INCOME - TYPE OF STRUCTURE											
STRUCTURED INTEREST RATE	263	262	11	265	18	9 168	194.6	13 338	309.1	54 478	1 214
PLAIN VANILLA	1 240	1 192	48	1 178	59	29 101	675.8	37 545	984.3	161 605	4 211
INFLATION LINKED	4	4	-	4	-	38	1.0	103	5.1	234	9
INDEX LINKED	43	36	2	35	2	156	4.5	298	5.9	1 318	26
FUND LINKED	12	9	-	9	-	46	1.5	91	4.9	635	28
FIXED FLOATER	-	-	-	-	-	-	-	-	-	-	-
EQUITY LINKED	1	1	-	1	-	-	-	-	-	-	-
CURRENCY LINKED	1	1	-	1	-	-	-	2	0.1	9	0
CREDIT PROTECTION	15	15	-	14	-	44	1.6	24	1.0	206	7
COMMODITY LINKED	4	4	-	3	-	50	1.2	9	0.2	188	4
OTHER STRUCTURES	2	2	-	2	-	7	0.1	11	0.2	59	1
TOTAL	1 585	1 526	61	1 512	79	38 610	880.3	51 421	1 310.7	218 732	5 500.9

FOCUS ON LISTED BONDS - END OF MONTH



TYPE OF INSTRUMENT - MOST TRADED BONDS IN TERMS OF TURNOVER

GOVERNMENT BONDS EU - MAY 2022				GOVERNMENT BONDS IT - MAY 2022			
ISIN	NAME	eur m	TRADES	ISIN	NAME	eur m	TRADES
GB0088429V04	GILT 3.25% 22GE44	0.3	7				
GB0087253659	GILT 2.25% 07ST23	0.2	8				
GB00879L9SL19	GILT 1.75% 07ST22	0.2	16				
GB008Y2W3G56	GILT 1.5% 22LG26	0.2	11				
GB00816NRR78	GILT 4.25% 07DC27	0.1	6				

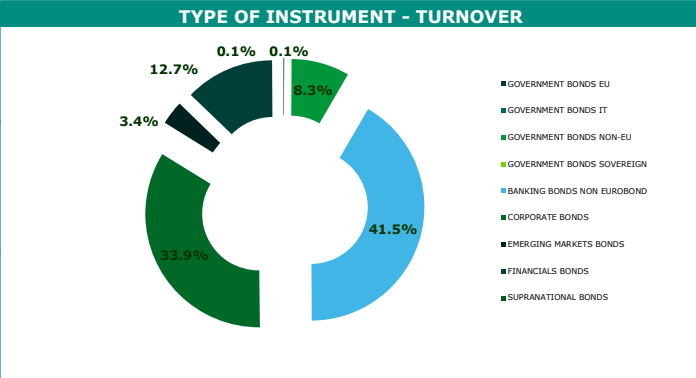
GOVERNMENT BONDS NON EU - MAY 2022				GOVERNMENT BONDS SOVEREIGN - MAY 2022			
ISIN	NAME	eur m	TRADES	ISIN	NAME	eur m	TRADES
US912810RK60	USA -T-BOND 2.5% 15FB45	6.2	416				
US912810SL35	USA T-BOND TF 2% FB50 USD	6.0	313				
US912828G385	USA -T-NOTE 2.25% 15NV24	5.4	183				
US912828XB14	USA -T-NOTE 2.125% 15MG25	5.0	148				
US912828TJ95	USA -T-NOTE 1.625% 15AG22	4.6	72				

BANKING BONDS NON EUROBOND - MAY 2022				CORPORATE BONDS - MAY 2022			
ISIN	NAME	eur m	TRADES	ISIN	NAME	eur m	TRADES
IT0005279887	ISP-TV SUB 26ST24	51.6	471	XS0161100515	TELECOM ITALIA FINANCE 7.75% 24GE33	50.1	3 108
XS2039030908	MEDIOBANCA STEP UP 18ST23	37.2	871	XS1487495316	SAIPEM FINANCE INT 3.75% CALL 08ST23	29.9	289
IT0005118838	ISP-TV SUB 30GN22	29.1	496	FR0013299435	RENAULT 1.00% CALL 28NV25	19.3	1 435
IT0005185381	UCG-FIX FLOAT 31MG23	25.1	1 114	XS0214965963	TELECOM ITALIA 5.25% 17MZ55	18.2	194
IT0005363780	ISP 1.7% 13MZ24	25.0	237	XS1711584430	SAIPEM FINANCE INT 2.625% CALL 07GE25	17.5	184

EMERGING MARKETS BONDS - MAY 2022			
ISIN	NAME	eur m	TRADES
US900123AT75	TURCHIA 8% 14FB34	7.9	928
XS0506478684	EGITTO 6.875% 30AP40	5.3	81
XS1218289103	MESSICO 4.0% CALL 15M215	2.9	35
US900123AW05	TURCHIA 7.375% 05FB25	2.7	294
US900123AL40	TURCHIA 11.875% 15GE30	2.6	196

FINANCIALS BONDS - MAY 2022			
ISIN	NAME	eur m	TRADES
XS1222597905	ISP 2.855% SUB 23AP25	12.9	121
XS1428773763	GENERALI-FIX FLOAT CALL SUB 08GN48	10.7	100
XS1108765005	ISP 3.828% SUB 15ST28	9.7	95
XS1733289406	CATTOLICA-FIX FLOAT CALL SUB 14DC47	5.7	57
XS1941841311	GENERALI 3.875% SUB 29GE29	4.9	49

SUPRANATIONAL BONDS - MAY 2022			
ISIN	NAME	eur m	TRADES
XS1567439689	BANQUE CENTRALE DE TUNISIE 5.625% 17FB24	0.4	7
XS1175223699	BANQUE CENTRALE DE TUNISIE 5.75% 30GE25	0.2	2



MOST TRADED BONDS BY CURRENCY IN TERMS OF TURNOVER

EUR - MAY 2022					USD - MAY 2022				
ISIN	NAME	CURRENCY	eur m	TRADES	ISIN	NAME	CURRENCY	eur m	TRADES
IT0005279887	ISP-TV SUB 26ST24	EUR	51.6	471	XS2039030908	MEDIOBANCA STEP UP 18ST23	USD	37.2	871
XS0161100515	TELECOM ITALIA FINANCE 7.75% 24GE33	EUR	50.1	3 108	IT0005185381	UCG-FIX FLOAT 31MG23	USD	25.1	1 114
XS1487495316	SAIPEM FINANCE INT 3.75% CALL 08ST23	EUR	29.9	289	XS1389110716	CITIGROUP GMH - FIX FLOAT CAP 30ST26	USD	18.8	740
IT0005118838	ISP-TV SUB 30GN22	EUR	29.1	496	IT0005126120	MEDIOBANCA FIX FLOAT CAP&FLOOR 300T22	USD	16.8	1 117
IT0005363780	ISP 1.7% 13MZ24	EUR	25.0	237	XS1410333527	IBRD FIX FLOAT CAP 31MG26	USD	16.4	533

GBP - MAY 2022					OTHER CURRENCIES - MAY 2022				
ISIN	NAME	CURRENCY	eur m	TRADES	ISIN	NAME	CURRENCY	eur m	TRADES
GB0088429V04	GILT 3.25% 22GE44	GBP	0.3	7	ZAG000125980	SOUTH AFRICA TF 9% GE40 ZAR	ZAR	1.3	117
GB0087253659	GILT 2.25% 07ST23	GBP	0.2	8	ZAF000030404	SUDAFRICA 6.25% 31MZ36	ZAR	1.0	131
GB00879L9SL19	GILT 1.75% 07ST22	GBP	0.2	16	N00010732555	NORWAY TF 1.75% MZ25 NOK	NOK	1.0	63
GB008Y2W3G56	GILT 1.5% 22LG26	GBP	0.2	11	XS1620769148	IBRD STEP UP 30GN23	AUD	0.9	73
XS0452188054	ENEL FINANCE INT 5.625% 14AG24	GBP	0.2	2	AU000XCLWAM0	AUSTRALIA 2.75% 21GN35	AUD	0.9	93

News

7 banking bonds non Eurobonds

2 other debt Instruments

2 corporate bonds
 US71654QDH20 PEMEX TF 6,875% OT25 CALL USD
 US71643VAB18 PEMEX TF 6,7% FB32 AMORT CALL USD

4 Other Govies No EU
 AU0000075681 AUSTRALIA TF 1.25% MG32 AUD
 AU0000143901 AUSTRALIA TF 1,75% NV32 AUD
 N00012440397 NORWAY TF 2,125% MG32 NOK
 NZG0VDT541C9 NEW ZELAND TF 1,75% MG41 NZD

3 financial bonds
 XS2482611378 INTSANPAOLO TF 4% MG25 USD
 XS2482615957 INTSANPAOLO TF 4,5% MG29 USD
 XS2485537828 BPER BANCA MC GN25 CALL EUR

Markets Analysis
 Piazza degli Affari, 6 - 20123 Milano
 T +39 02 724261 | Fax +39 02 8646.4323
 e-mail: markets_analysis@borsaitaliana.it
 www.borsaitaliana.it

This publication is for information purposes only and is not a recommendation to engage in investment activities. This publication is provided "as is" without representation or warranty of any kind. Whilst all reasonable care has been taken to ensure the accuracy of the content, Euronext does not guarantee its accuracy or completeness. Euronext will not be held liable for any loss or damages of any nature ensuing from using, trusting or acting on information provided. No information set out or referred to in this publication shall form the basis of any contract. The creation of rights and obligations in respect of financial products that are traded on the exchanges operated by Euronext's subsidiaries shall depend solely on the applicable rules of the market operator. All proprietary rights and interest in or connected with this publication shall vest in Euronext. No part of it may be redistributed or reproduced in any form without the prior written permission of Euronext. Euronext disclaims any duty to update this information. Euronext refers to Euronext N.V. and its affiliates. Information regarding trademarks and intellectual property rights of Euronext is located at www.euronext.com/terms-use.

