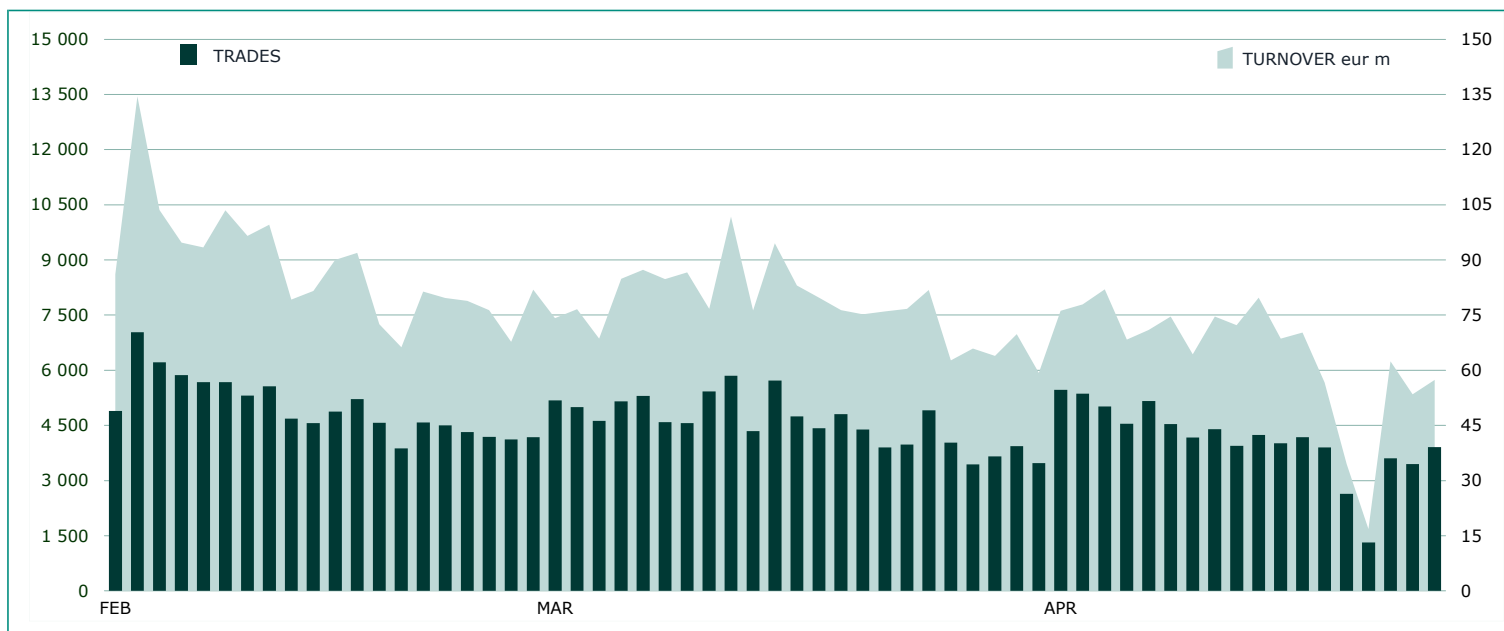
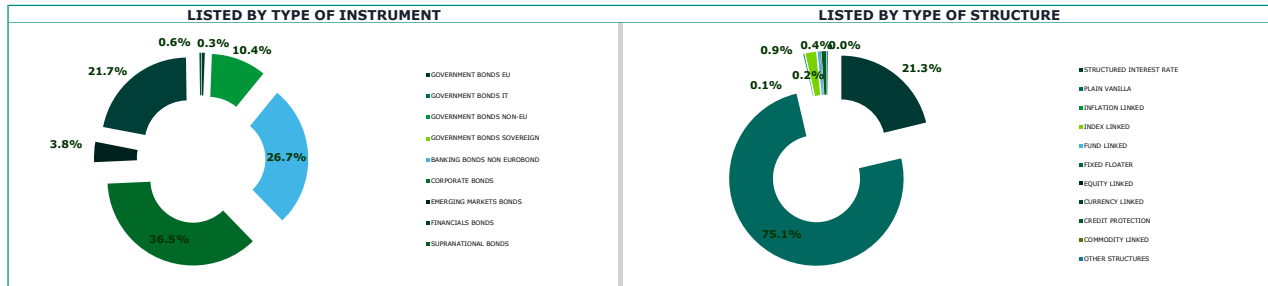


EuroTLX Statistics
April 2023
DAILY TURNOVER

MAIN INDICATORS
LISTING
TRADING

	DEC 2022		MAR 2023		APR 2023		MAR 2023		APR 2023		JAN - APR 2023	
	LISTED END of MONTH	LISTED END of MONTH	NEW LISTED BEGIN of JAN 2023	LISTED END of MONTH	NEW LISTED BEGIN of JAN 2023	TRADES number	TURNOVER eur m	TRADES number	TURNOVER eur m	TRADES number	TURNOVER eur m	
EUROTLX												
FIXED INCOME	1 489	1 491	89	1 500	119	42 282	1 155.7	25 926	690.9	143 560	4 028.6	
CERT-X	5 417	5 781	1 095	5 852	1 375	56 143	583.3	42 888	440.5	202 692	2 167.3	
SHARES	453	448	1	447	1	7 047	43.7	5 068	29.6	26 592	165.2	
TOTAL	7 359	7 720	1 185	7 799	1 495	105 472	1 782.8	73 882	1 161.0	372 844	6 361.1	
FIXED INCOME - TYPE OF INSTRUMENT												
GOVERNMENT BONDS EU	9	9	-	9	-	531	13.7	381	7.9	1 668	38.5	
GOVERNMENT BONDS IT												
GOVERNMENT BONDS NON-EU	151	158	10	156	10	5 607	112.9	3 426	67.3	17 548	329.6	
GOVERNMENT BONDS SOVEREIGN												
BANKING BONDS NON EUROBOND	398	395	32	401	42	13 249	260.8	7 511	137.7	41 410	802.4	
CORPORATE BONDS	568	555	21	548	24	15 450	388.1	9 903	232.5	57 722	1 496.2	
EMERGING MARKETS BONDS	61	57	1	57	1	2 380	33.8	1 641	19.7	9 009	116.1	
FINANCIALS BONDS	299	314	25	325	41	5 046	344.9	3 042	224.1	16 124	1 239.4	
SUPRANATIONAL BONDS	3	3	-	4	1	19	1.5	22	1.6	79	6.6	
TOTAL	1 489	1 491	89	1 500	119	42 282	1 155.7	25 926	690.9	143 560	4 028.6	
FIXED INCOME - TYPE OF STRUCTURE												
STRUCTURED INTEREST RATE	301	316	35	319	41	8 344	279.3	4 685	156.8	25 443	918.9	
PLAIN VANILLA	1 131	1 121	52	1 126	75	33 719	868.7	21 055	526.4	117 181	3 069.6	
INFLATION LINKED	4	3	-	3	-	8	0.2	9	0.2	43	1.1	
INDEX LINKED	30	28	2	29	3	107	1.7	70	0.9	405	5.9	
FUND LINKED	6	6	-	6	-	21	0.3	15	0.3	108	2.9	
FIXED FLOATER	-	-	-	-	-	-	-	-	-	-	-	
EQUITY LINKED	1	1	-	1	-	-	-	-	-	-	-	
CURRENCY LINKED	1	1	-	1	-	1	0.0	-	-	1	0.0	
CREDIT PROTECTION	13	13	-	13	-	80	5.4	88	6.3	365	29.8	
COMMODITY LINKED	-	-	-	-	-	-	-	-	-	-	-	
OTHER STRUCTURES	2	2	-	2	-	2	0.1	4	0.1	14	0.4	
TOTAL	1 489	1 491	89	1 500	119	42 282	1 155.7	25 926	690.9	143 560	4 028.6	

FOCUS ON LISTED BONDS - END OF MONTH



TYPE OF INSTRUMENT - MOST TRADED BONDS IN TERMS OF TURNOVER

GOVERNMENT BONDS EU - APRIL 2023

ISIN	NAME	eur m	TRADES
GB00BHFH458	GILT 2.75% 07ST24	2.3	96
GB00BYZ3G56	GILT 1.5% 22LG26	1.4	26
GB00B7Z53659	GILT 2.25% 07ST23	1.4	52
GB00B84Z9V04	GILT 3.25% 22GE44	1.0	66
GB00BTHZR79	GILT 2% 07ST25	0.6	33

GOVERNMENT BONDS IT - APRIL 2023

ISIN	NAME	eur m	TRADES
IT000519332	INTSANPAOLO TF 4,08% DC26 EUR	14.0	135
IT0005279887	ISP-TV SUB 26ST24	13.5	126
IT0005336419	INTSANPAOLO TF 4,21% M226 EUR	13.2	125
XS1928480166	MEDIOBANCA STEP UP 25GE24	7.7	403
XS2533094400	MEDIOBANCA TF 3,4% 0726 EUR	7.1	541

GOVERNMENT BONDS NON EU - APRIL 2023

ISIN	NAME	eur m	TRADES
US91282CCT62	USA TF 0,375% AG24 USD	7.0	207
US912828WJ58	USA -T-NOTE 2,50% 15MG24	6.8	193
US912828S927	USA -T-NOTE 1,25% 31LG23	4.8	158
US912828XB14	USA -T-NOTE 2,125% 15MG25	3.4	94
US91282CEK36	USA TF 2,5% AP24 USD	3.0	113

GOVERNMENT BONDS SOVEREIGN - APRIL 2023

ISIN	NAME	eur m	TRADES
XS0161100515	TELECOM ITALIA FINANCE 7.75% 24GE33	15.7	1 281
XS0213101073	PETROLEOS MEXICANOS 5.5% 24FB25	7.7	372
XS1707063589	WEBUILD 1.75% CALL 26GT24	7.5	79
XS2271356201	WEBUILD 5.875% CALL 15DC25	6.0	61
XS1487495316	SAIPEM FINANCE INT 3.75% CALL 08ST23	5.6	53

BANKING BONDS NON EUROBOND - APRIL 2023

ISIN	NAME	eur m	TRADES
IT000519332	INTSANPAOLO TF 4,08% DC26 EUR	14.0	135
IT0005279887	ISP-TV SUB 26ST24	13.5	126
IT0005336419	INTSANPAOLO TF 4,21% M226 EUR	13.2	125
XS1928480166	MEDIOBANCA STEP UP 25GE24	7.7	403
XS2533094400	MEDIOBANCA TF 3,4% 0726 EUR	7.1	541

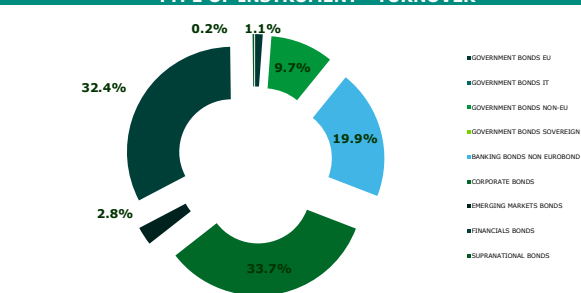
CORPORATE BONDS - APRIL 2023

ISIN	NAME	eur m	TRADES
XS0161100515	TELECOM ITALIA FINANCE 7.75% 24GE33	15.7	1 281
XS0213101073	PETROLEOS MEXICANOS 5.5% 24FB25	7.7	372
XS1707063589	WEBUILD 1.75% CALL 26GT24	7.5	79
XS2271356201	WEBUILD 5.875% CALL 15DC25	6.0	61
XS1487495316	SAIPEM FINANCE INT 3.75% CALL 08ST23	5.6	53

EMERGING MARKETS BONDS - APRIL 2023

ISIN	NAME	eur m	TRADES
US900123AT75	TURCHIA 8% 14FB34	4.1	398
US900123AW05	TURCHIA 7.375% 05FB25	2.0	137
XS1218289103	MESSICO 4.0% CALL 15MZ15	1.4	19
US91086QAZ19	MESSICO 5.75% CALL 12OT10	1.1	104
ZAG000107012	SOUTH AFRICA TF 8,5% GE37 ZAR	1.0	54

TYPE OF INSTRUMENT - TURNOVER



FINANCIALS BONDS - APRIL 2023

ISIN	NAME	eur m	TRADES
XS1700435453	IFIS-FIX TO CMS CALL SUB 17OT27	12.5	116
XS2564398753	ILLIMITY TF 6,625% DC25 CALL EUR	11.4	111
XS1311440082	GENERALI-FIX FLOAT CALL SUB 27OT47	9.9	89
IT0005523896	BPER BANCA MC FB26 CALL EUR	9.7	57
XS1062909512	GENERALI 4,125% SUB 04MG26	8.4	61

SUPRANATIONAL BONDS - APRIL 2023

ISIN	NAME	eur m	TRADES
XS1567439689	BANQUE CENTRALE DE TUNISIE 5.625% 17FB24	1.5	21
XS1901183043	BANQUE CENTRALE DE TUNISIE 6.75% 31OT23	0.1	1

MOST TRADED BONDS BY CURRENCY IN TERMS OF TURNOVER

EUR - APRIL 2023

ISIN	NAME	CURRENCY	eur m	TRADES
XS0161100515	TELECOM ITALIA FINANCE 7.75% 24GE33	EUR	15.7	1 281
IT000519332	INTSANPAOLO TF 4,08% DC26 EUR	EUR	14.0	135
IT0005279887	ISP-TV SUB 26ST24	EUR	13.5	126
IT0005336419	INTSANPAOLO TF 4,21% M226 EUR	EUR	13.2	125
XS1700435453	IFIS-FIX TO CMS CALL SUB 17OT27	EUR	12.5	116

USD - APRIL 2023

ISIN	NAME	CURRENCY	eur m	TRADES
US91282CCT62	USA TF 0,375% AG24 USD	USD	7.0	207
US912828WJ58	USA -T-NOTE 2,50% 15MG24	USD	6.8	193
US912828S927	USA -T-NOTE 1,25% 31LG23	USD	4.8	158
US900123AT75	TURCHIA 8% 14FB34	USD	4.1	398
US912828XB14	USA -T-NOTE 2,125% 15MG25	USD	3.4	94

GBP - APRIL 2023

ISIN	NAME	CURRENCY	eur m	TRADES
GB00BHFH458	GILT 2.75% 07ST24	GBP	2.3	96
GB00BYZ3G56	GILT 1.5% 22LG26	GBP	1.4	26
GB00B7Z53659	GILT 2.25% 07ST23	GBP	1.4	52
GB00B84Z9V04	GILT 3.25% 22GE44	GBP	1.0	66
GB00BTHZR79	GILT 2% 07ST25	GBP	0.6	33

OTHER CURRENCIES - APRIL 2023

ISIN	NAME	CURRENCY	eur m	TRADES
ZAG000107012	SOUTH AFRICA TF 8,5% GE37 ZAR	ZAR	1.0	54
N00010732555	NORWAY TF 1,75% M225 NOK	NOK	0.8	49
ZAG000030404	SUDAFRICA 6,25% 31MZ36	ZAR	0.8	146
ZAG000125980	SOUTH AFRICA TF 9% GE40 ZAR	ZAR	0.7	137
XS2105803527	BEI 7,25% 23GE30	ZAR	0.7	85

News

Markets Analysis
 Piazza degli Affari, 6 - 20123 Milano
 T +39 02 724261 | Fax +39 02 8646.4323
 e-mail: markets_analysis@euronext.com
 www.borsaitaliana.it

This publication is for information purposes only and is not a recommendation to engage in investment activities. This publication is provided "as is" without representation or warranty of any kind. Whilst all reasonable care has been taken to ensure the accuracy of the content, Euronext does not guarantee its accuracy or completeness. Euronext will not be held liable for any loss or damages of any nature ensuing from using, trusting or acting on information provided. No information set out or referred to in this publication shall form the basis of any contract. The creation of rights and obligations in respect of financial products that are traded on the exchanges operated by Euronext's subsidiaries shall depend solely on the applicable rules of the market operator. All proprietary rights and interest in or connected with this publication shall vest in Euronext. No part of it may be redistributed or reproduced in any form without the prior written permission of Euronext. Euronext disclaims any duty to update this information. Euronext refers to Euronext N.V. and its affiliates. Information regarding trademarks and intellectual property rights of Euronext is located at www.euronext.com/terms-use.

