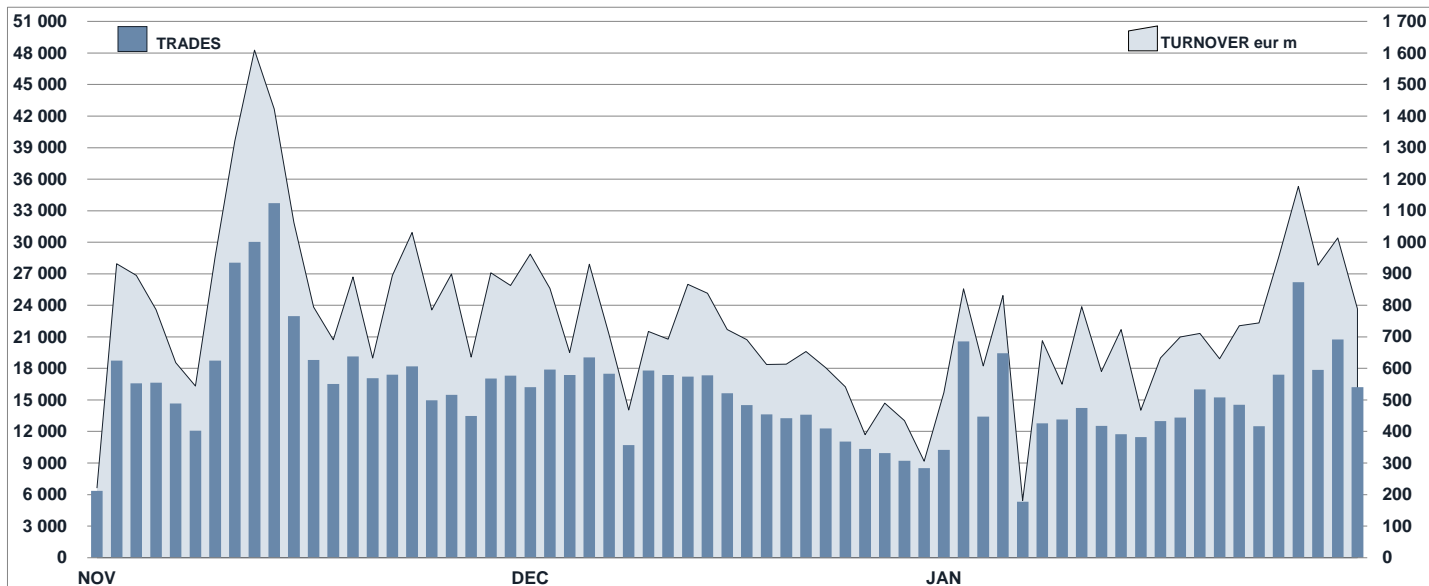




MOT Statistics

January 2017

MOT DAILY TURNOVER

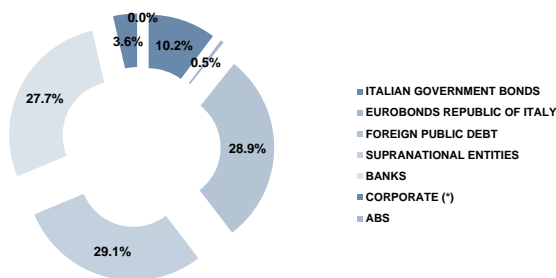


MAIN INDICATORS

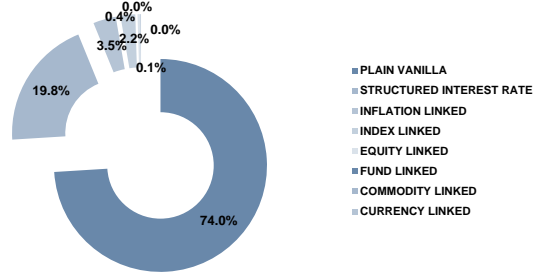
	LISTED BOND					TRADING						
	DEC 2015		DECEMBER 2016		JANUARY 2017		NOVEMBER 2016		DECEMBER 2016		JANUARY 2017	
	LISTED	END of MONTH	LISTED	NEW LISTED	LISTED	NEW LISTED	TRADES	TURNOVER	TRADES	TURNOVER	TRADES	TURNOVER
			BEGIN of JAN 2017	END of MONTH	BEGIN of JAN 2017	number	eur m	number	eur m	number	eur m	
MARKET SEGMENTS												
ITALIAN GOVERNMENT BONDS	117	121	42	122	4	294 849	17 800.5	203 528	12 372.4	221 782	14 322.5	
BONDS	307	258	5	254	1	36 456	509.3	29 743	401.0	28 518	448.0	
EUROBONDS and ABSs	685	789	185	816	35	72 664	1 075.5	67 161	971.3	77 643	1 052.8	
of which BONDS IN DISTRIBUTION	-	-	13	2	2	33	0.8	-	-	116	1.7	
TOTAL	1 109	1 168	232	1 192	40	403 969	19 385.3	300 432	13 744.7	327 943	15 823.3	
ISSUERS												
ITALIAN GOVERNMENT BONDS	117	121	42	122	4	294 849	17 800.5	203 528	12 372.4	221 782	14 322.5	
EUROBONDS REPUBLIC OF ITALY	9	6	-	6	-	3 587	69.8	3 235	62.3	2 293	40.1	
FOREIGN PUBLIC DEBT	311	334	48	344	12	26 335	382.7	24 987	348.9	26 895	402.8	
SUPRANATIONAL ENTITIES	309	338	71	347	13	29 033	436.7	24 648	354.5	33 450	416.5	
BANKS	324	326	61	330	11	43 116	596.5	36 802	500.1	36 853	548.7	
CORPORATE (*)	39	43	10	43	-	7 049	99.2	7 232	106.6	6 670	92.8	
ABS	-	-	-	-	-	-	-	-	-	-	-	
TOTAL	1 109	1 168	232	1 192	40	403 969	19 385.3	300 432	13 744.7	327 943	15 823.3	
(*) BOC and BOP are included												
TYPE OF STRUCTURE												
PLAIN VANILLA	733	774	144	792	29	77 747	1 190.2	68 108	1 024.5	79 504	1 098.5	
STRUCTURED INTEREST RATE	185	207	42	212	7	30 500	385.1	28 129	339.8	25 760	391.4	
INFLATION LINKED	39	37	3	37	-	311	5.7	220	4.5	290	6.8	
INDEX LINKED	29	24	1	24	-	544	3.7	430	3.3	582	3.9	
EQUITY LINKED	4	4	-	4	-	15	0.1	16	0.1	23	0.2	
FUND LINKED	-	-	-	-	-	-	-	-	-	-	-	
COMMODITY LINKED	-	1	-	1	-	3	0.0	1	0.0	2	0.0	
CURRENCY LINKED	2	-	-	-	-	-	-	-	-	-	-	
ITALIAN GOVERNMENT BONDS	117	121	42	122	4	294 849	17 800.5	203 528	12 372.4	221 782	14 322.5	
TOTAL	1 109	1 168	232	1 192	40	403 969	19 385.3	300 432	13 744.7	327 943	15 823.3	

FOCUS ON LISTED BONDS - END OF MONTH

LISTED BY ISSUERS



LISTED BY TYPE OF STRUCTURE



Italian Government Bonds are not included

ISSUERS - MOST TRADED BONDS IN TERMS OF TURNOVER

ITALIAN GOVERNMENT BONDS - JANUARY 2017				FOREIGN PUBLIC DEBT - JANUARY 2017			
ISIN	DESC	eur m	TRADES	ISIN	DESC	eur m	TRADES
IT0005217390	BTP TF 2,8% M267 EUR	1 022.13	37 009	PTOTEOE0020	PORTUGAL TF 4.1% FB45 EUR	61.81	4 810
IT0005162828	BTP TF 2,7% M247 EUR	883.10	26 089	PTOTE50E0007	PORTUGAL TF 4.1% AP37 EUR	50.18	3 152
IT0004969207	BTP ITALIA NV17 EUR	738.91	5 388	PTOTEUOE0019	PORTUGAL TF 4.125% AP27 EUR	49.66	511
IT0005218968	CCT-EU TV EUR6M+0,75% FB24 EUR	678.65	3 481	XS1085735899	PORTUGAL TF 5,125% OT24 USD	31.08	2 187
IT0005012783	BTP ITALIA AP20 EUR	564.91	3 944	PTOTETOE0012	PORTUGAL TF 2,875% LG26 EUR	21.90	1 352

EUROBONDS REPUBLIC OF ITALY - JANUARY 2017				SUPRANATIONAL ENTITIES - JANUARY 2017			
ISIN	DESC	eur m	TRADES	ISIN	DESC	eur m	TRADES
US465410BG26	ITALY 33USD 5,375	27.68	1 649	XS0648456167	EIB LG18 TRY 9,25	19.09	1 997
US465410AH18	ITALY SET23USD 6,875	5.05	369	XS1104703851	EIB TF 10,5% DC17 BRL	18.64	1 508
XS0098449456	ITALY 29EUR FRN	4.50	192	XS0848049838	EIB TF 6% OT19 ZAR	14.65	906
XS0100688190	ITALY 19EUR FRN	2.77	83	XS1075219763	EIB TF 8,75% ST21 TRY	14.42	1 327
US465410BS63	ITALY 17USD 5,375	0.10	1	XS1115184753	EIB TF 9,25% OT24 TRY	14.00	1 753

BANKS - JANUARY 2017				CORPORATE - JANUARY 2017			
ISIN	DESC	eur m	TRADES	ISIN	DESC	eur m	TRADES
IT0005239253	MEDIOBANCA PASSO TV GE23 EUR	71.54	1 707	IT0005090995	CDP MC M222 EUR	40.18	2 337
XS1490787113	IMI COLLEZIO MC ST26 EUR	21.81	877	US465410BG26	ITALY 33USD 5,375	27.68	1 649
IT0005127508	MEDIOBANCA VALORE TV FLOOR SUBT2 ST25EUR	20.70	1 246	XS1308021846	IVS GROUP TF 4.5% 2015-2022 EUR	6.87	577
IT0004966823	BANCO BPM TF 5,50% NV20 LT2 AMORT EUR	19.65	1 468	IT0005075533	ALERION CLEAN POWER TF 2015-2022 EUR	5.83	559
IT0005188351	MEDIOBANCA OPERA TF 3,75% GN26 SUB TIER2	18.43	1 327	IT0005108490	AUTOSTRADE TF 1,625% GN23 EUR	4.74	154

TYPE OF STRUCTURE - MOST TRADED BONDS IN TERMS OF TURNOVER

PLAIN VANILLA - JANUARY 2017				STRUCTURED INTEREST RATE - JANUARY 2017			
ISIN	DESC	eur m	TRADES	ISIN	DESC	eur m	TRADES
IT0005217390	BTP TF 2,8% M267 EUR	1 022.13	37 009	IT0005239253	MEDIOBANCA PASSO TV GE23 EUR	71.54	1 707
IT0005162828	BTP TF 2,7% M247 EUR	883.10	26 089	IT0005090995	CDP MC M222 EUR	40.18	2 337
IT0005218968	CCT-EU TV EUR6M+0,75% FB24 EUR	678.65	3 481	XS1490787113	IMI COLLEZIO MC ST26 EUR	21.81	877
IT0005094088	BTP TF 1,65% MZ32 EUR	511.17	13 408	IT0004457070	UBI MZ19 MC SUB CALL	11.62	994
IT0005210650	BTP TF 1,25% DC26 EUR	448.12	7 836	IT0004497050	UBI GN19 SUB LOWERTIER2 FIXTOFLOAT CALL	10.04	847

INFLATION LINKED - JANUARY 2017				INDEX LINKED - JANUARY 2017			
ISIN	DESC	eur m	TRADES	ISIN	DESC	eur m	TRADES
IT0004969207	BTP ITALIA NV17 EUR	738.91	5 388	XS1233613188	WORLD BANK MC LG23 USD GREEN GROWTH BOND	1.20	192
IT0005012783	BTP ITALIA AP20 EUR	564.91	3 944	IT0004924004	MEDIOBANCA SINTESI T MISTO MC NV21 EUR	0.52	37
IT0004917958	BTP ITALIA AP17 EUR	378.69	2 664	IT0005013054	MEDIOBANCA MB37 MC IND LINK MG21 EUR	0.23	34
IT0005217770	BTP ITALIA OT24 EUR	223.42	2 470	IT0004958069	MEDIOBANCA MB26 INDEX LINKED MC OT21 EUR	0.23	54
IT0005058919	BTP ITALIA OT20 EUR	202.31	1 952				

EQUITY LINKED - JANUARY 2017				OTHERS (*) - JANUARY 2017			
ISIN	DESC	eur m	TRADES	ISIN	DESC	eur m	TRADES
DE000UB8DSR5	UBS LG17 MC EUR EQUITY LINKED AUTOCALL	0.12	3	XS0638296920	BOFA GN18 MC INVEST BOND DRO	0.01	2
IT0006719584	MACQUARIE STR SEC AP17 STEP UP ENERGY	0.10	19				
IT0006719956	MACQUARIE STR SEC GN17MC STEPUP SVILUPPO	0.00	1				

(*) Fund Linked, Commodity Linked and Currency Linked are included

News

In January, 4 Italian Government bonds and the following instruments were listed on MOT market:

- *Bund 5.625% due on 04th January 2028* (DE0001135069)
- *OAT 8.50% due on 25th October 2019* (FR0000570921)
- *Republic of Ireland EUR 1.70 per cent. notes due on 15th May 2037* (IE00B8V8C9B83)
- *Republic of Poland EUR 0.500 per cent. Notes due 20 December 2021* (XS1536786939)
- *Republic of Hungary USD 6.375% Notes due 29 March 2021* (US445545AE60)
- *Republic of Slovenia EUR 4.00 per cent. Notes due 22 March 2018* (XS0292653994)
- *KFW BRL 8.75 per cent. Notes due April 15, 2019* (XS1508846919)
- *IBRD TRY 13.625 per cent. Notes due 9 May 2017* (XS0299049527)
- *IBRD MXN Zero Coupon Notes due 19 September 2022* (XS0320606840)
- *IBRD EUR 3.875 per cent. Notes due May 20, 2019* (XS0429114530)
- *IBRD EUR 0.500 per cent. Notes due 16 April, 2030* (XS1218809389)
- *Bund 0.25% due on 15th February 2027* (DE0001102416)
- *Banca IMI S.p.A. Collezione Tasso Fisso Rublo Russo Opera III* (XS1546193308)
- *Mediobanca Passo Euro 2017-2023 Tasso Variabile con Tasso Minimo pari all'1,00% e Tasso Massimo pari al 4,00%* (IT0005239253)
- *Mediobanca Passo Sierfina 2017-2023 Tasso Variabile con Tasso Minimo pari all'1,50% e Tasso Massimo pari al 4,50%* (IT0005239261)
- *Obbligazione Tasso Misto in Dollari USA Gennaio 2027* (XS1532610323)
- *Obbligazioni Banca Mondiale Tasso Fisso 3,60% 6 Febbraio 2027 in NZD* (PTOTETOE0019)
- *EIB USD 2.250% Notes Due 2022* (US298785HH21)

- *EIB MXN 8.000 per cent. Bonds due 11th January, 2027* (XS1547492410)
- *Issue of up to USD 30,000,000 Callable Fixed Rate Notes due December 2023* (XS1457326467)
- *Republic of Poland EUR 4.20 per cent. Notes due 15 April 2020* (XS0210314299)
- *Kingdom of Belgium 0.80% notes due 22/06/2027* (BE0000341504)
- *OAT 0% due on 25th February 2020* (FR0013232485)
- *EIB RUB 6.00 per cent. Bonds due 15th February, 2018* (US45905UAH77)
- *IBRD ZAR Zero Coupon Bonds due 2017* (US45905UAH77)
- *EFSP EUR 0.00 per cent. Guaranteed Notes due 17 November 2022* (EU000A1G0DK9)
- *EIB EUR 0.25 per cent. Eurocooperation (Ecoop) Bonds due 14 September 2029* (XS1503043694)
- *EIB USD 1.875% Notes Due 2019* (US298785GH30)
- *KFW USD 4.00% Global Notes due 2020* (US500769DP65)
- *KFW USD 2.00% Global Notes due 2022* (US500769DP65)
- *Banca IMI S.p.A. Collezione Tasso Misto Euro serie IV* (XS1551929760)
- *Banca IMI S.p.A. Collezione Tasso Misto Dollaro USA serie VI* (XS1555142568)
- *Issue of U.S. \$ 100,000,000 Ten-Year Fixed-to-Floating Rate Notes, due January 20, 2027* (XS1457442025)
- *Obbligazioni Banca Mondiale Tasso Fisso 3,60% 6 Febbraio 2027 in NZD* (XS1550135088)
- *Obbligazioni Banca Mondiale Tasso Fisso 3,00% 6 Febbraio 2027 in AUD* (XS1550144668)

Markets Analysis
 Piazza degli Affari, 6 - 20123 Milano
 T +39 02 724261 | Fax +39 02 8646.4323
 e-mail: markets_analysis@borsaitaliana.it
 www.borsaitaliana.it



This document contains text, data, graphics, photographs, illustrations, artwork, names, logos, trade marks, service marks and information ("Information") connected with Borsa Italiana S.p.A. ("Borsa Italiana"). All reasonable efforts have been made to ensure that the Information in this document was correct at the time of publication. However, Borsa Italiana Spa accepts no liability for decisions taken, or systems-related or other work carried out by any party based on this document. The publication of this document does not represent solicitation, by Borsa Italiana, of public saving and is not to be considered as a recommendation by Borsa Italiana as to the suitability of the investment, if any, herein described.