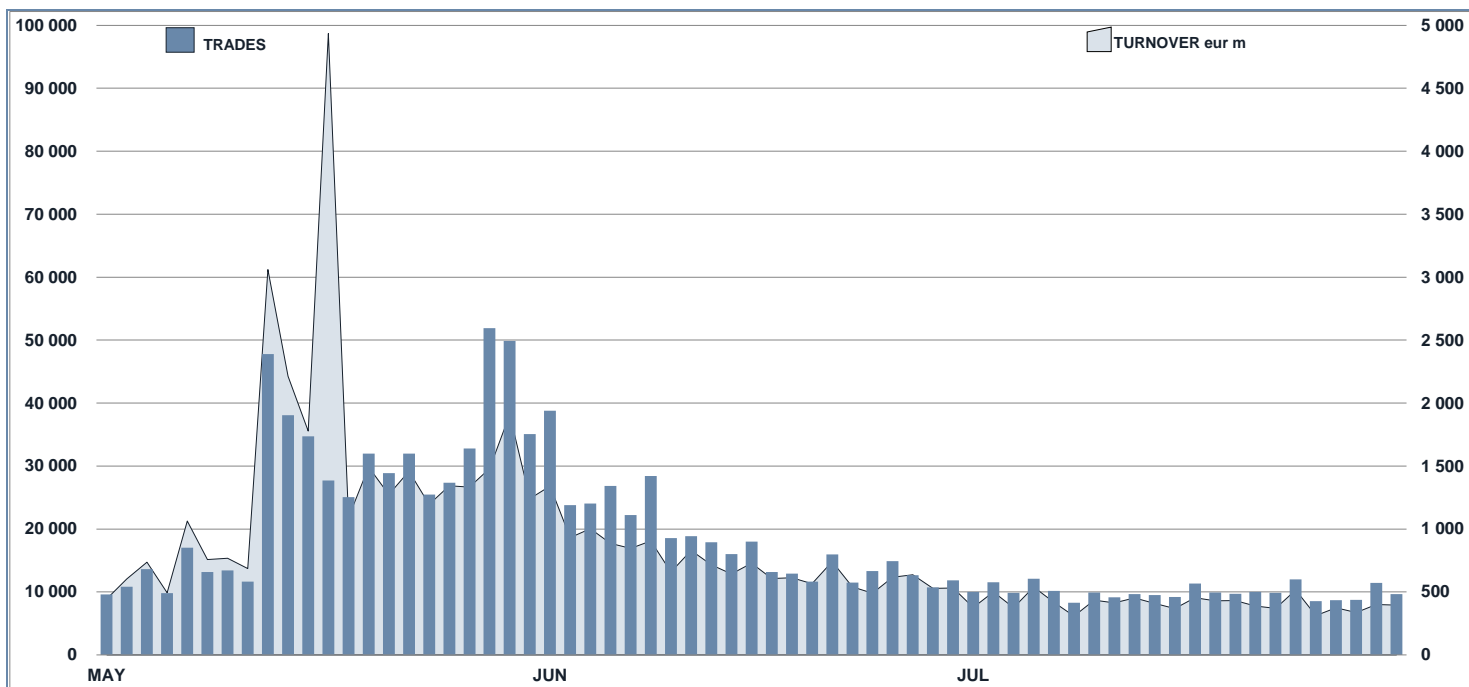


FIXED INCOME Statistics
July 2018
FIXED INCOME DAILY TURNOVER

MAIN INDICATORS
LISTED BOND
TRADING

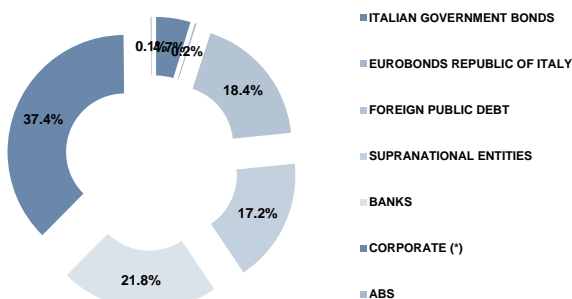
	LISTED BOND					TRADING					
	DEC 2017 LISTED END OF MONTH	JUNE 2018 LISTED END OF MONTH	NEW LISTED BEGIN OF JAN 2018	JULY 2018 LISTED END OF MONTH	NEW LISTED BEGIN OF JAN 2018	JUNE 2018 TRADES number	TURNOVER eur m	JULY 2018 TRADES number	TURNOVER eur m	JAN - JUL 2018 TRADES number	TURNOVER eur m
MARKET SEGMENTS											
DMOT - ITALIAN GOVERNMENT BONDS	124	127	21	127	24	320 001	14 174.4	159 344	8 090.7	1 646 524	101 885.2
DMOT - BONDS	207	186	1	184	1	15 850	360.6	15 558	223.7	114 588	1 884.6
EUROMOT	1 022	1 068	113	1 068	129	42 979	688.6	41 575	586.2	364 057	6 063.0
EXTRAMOT	1 254	1 294	119	1 297	135	3 164	137.0	2 855	107.6	24 740	1 076.1
<i>of which BONDS IN DISTRIBUTION</i>	-	-	7	-	7	942	150.0	-	-	2 313	501.7
TOTAL	2 607	2 675	254	2 676	289	381 994	15 360.6	219 332	9 008.2	2 149 909	110 908.8
ISSUERS											
ITALIAN GOVERNMENT BONDS	124	127	21	127	24	320 001	14 174.4	159 344	8 090.7	1 646 524	101 885.2
EUROBONDS REPUBLIC OF ITALY	5	6	1	6	1	1 569	22.9	1 199	15.5	11 142	175.6
FOREIGN PUBLIC DEBT	495	495	40	493	47	12 210	248.2	9 133	158.0	100 979	2 057.8
SUPRANATIONAL ENTITIES	431	463	54	460	58	19 693	297.0	20 465	279.1	171 654	2 452.5
BANKS	578	582	43	584	49	19 704	310.9	19 071	295.6	146 439	2 319.6
CORPORATE (*)	972	999	94	1 002	108	8 817	307.2	10 120	169.2	73 171	2 018.2
ABS	2	3	1	4	2	-	-	-	-	-	-
TOTAL	2 607	2 675	254	2 676	289	381 994	15 360.6	219 332	9 008.2	2 149 909	110 908.8

(*) BOC and BOP are included
TYPE OF STRUCTURE

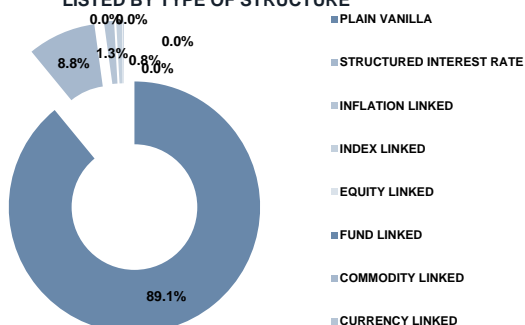
PLAIN VANILLA	2 207	2 272	220	2 270	247	45 991	957.7	43 954	701.3	375 101	7 184.9
STRUCTURED INTEREST RATE	217	219	9	224	14	15 422	217.1	15 547	207.5	122 919	1 717.1
INFLATION LINKED	34	34	2	33	2	317	7.5	272	5.9	2 973	88.1
INDEX LINKED	22	21	2	20	2	258	3.5	214	2.6	2 361	31.5
EQUITY LINKED	1	1	-	1	-	-	-	-	-	-	-
FUND LINKED	1	1	-	1	-	5	0.5	1	0.3	29	1.9
COMMODITY LINKED	1	-	-	-	-	-	-	-	-	2	0.0
CURRENCY LINKED	-	-	-	-	-	-	-	-	-	-	-
ITALIAN GOVERNMENT BONDS	124	127	21	127	24	320 001	14 174.4	159 344	8 090.7	1 646 524	101 885.2
TOTAL	2 607	2 675	254	2 676	289	381 994	15 360.6	219 332	9 008.2	2 149 909	110 908.8

FOCUS ON LISTED BONDS - END OF MONTH

LISTED BY ISSUERS



LISTED BY TYPE OF STRUCTURE



Italian Government Bonds are not included

ISSUERS - MOST TRADED BONDS IN TERMS OF TURNOVER

ITALIAN GOVERNMENT BONDS - JULY 2018				FOREIGN PUBLIC DEBT - JULY 2018			
ISIN	DESC	eur m	TRADES	ISIN	DESC	eur m	TRADES
IT0005217390	BTP TF 2,8% MZ67 EUR	436.1	11 701	XS1085735899	PORTUGAL TF 5,125% OT24 USD	10.4	816
IT0005323032	BTP TF 2,00% FB28 EUR	364.7	6 782	PTOTEVOE0018	PORTUGAL TF 2,125% OT28 EUR	6.3	19
IT0005012783	BTP ITALIA AP20 EUR	264.7	3 331	GR0138015814	GGB TF 4,2% GE42 EUR	5.6	478
IT0005240830	BTP TF 2,20% GN27 EUR	246.0	6 392	AT0000A1PEF7	AUSTRIA TF 1,5% NV86 EUR	4.6	211
IT0005321325	BTP TF 2,95% ST38 EUR	242.8	4 405	PTOTE50E0007	PORTUGAL TF 4,1% AP37 EUR	4.1	148

EUROBONDS REPUBLIC OF ITALY - JULY 2018				SUPRANATIONAL ENTITIES - JULY 2018			
ISIN	DESC	eur m	TRADES	ISIN	DESC	eur m	TRADES
US465410BG26	ITALY 33USD 5,375	9.7	801	XS1115184753	EIB TF 9,25% OT24 TRY	18.5	1 650
US465410AH18	ITALY SET23USD 6,875	3.0	212	XS1574041999	EIB TF 10% MZ22 TRY	10.4	848
XS0098449456	ITALY 29EUR FRN	2.0	145	XS1224031903	EIB TF 9,125% OT20 TRY	8.4	581
XS0100688190	ITALY 19EUR FRN	0.8	41	XS0995130712	EIB TF 8,5% LG19 TRY	8.1	637
BE0000346552	BELGIUM GREEN BOND TF 1,25% AP33 EUR	-	-	XS1075219763	EIB TF 8,75% ST21 TRY	7.7	831

BANKS - JULY 2018				CORPORATE - JULY 2018			
ISIN	DESC	eur m	TRADES	ISIN	DESC	eur m	TRADES
XS1854164370	IMI OPERA I SC LG24 USD	34.7	1 607	IT0005333627	ALERION CLEAN POWER TF DC24 CALL EUR	28.5	2 226
IT0005188351	MEDIOBANCA OPERA TF 3,75% GN26 SUB TIER2	21.7	1 122	IT0005090995	CDP MC MZ22 EUR	21.7	1 155
IT0005127508	MEDIOBANCA VALORE TV FLOOR SUBT2 ST25EUR	16.1	1 033	XS1747134564	CARRARO INT TF GE25 CALL EUR	8.9	854
XS1854164024	IMI OPERA II SC LG26 EUR	16.0	857	XS1800025022	MAIRE TECNIMONT TF 2,625% AP24 CALL EUR	7.9	611
XS1822686898	IMI SERIE VI MC MG28 EUR	9.1	383	IT0005257784	MITTEL TF 2017-2023 EUR	6.9	612

TYPE OF STRUCTURE - MOST TRADED BONDS IN TERMS OF TURNOVER

PLAIN VANILLA - JULY 2018				STRUCTURED INTEREST RATE - JULY 2018			
ISIN	DESC	eur m	TRADES	ISIN	DESC	eur m	TRADES
IT0005217390	BTP TF 2,8% MZ67 EUR	436.1	11 701	XS1854164370	IMI OPERA I SC LG24 USD	34.7	1 607
IT0005323032	BTP TF 2,00% FB28 EUR	364.7	6 782	IT0005090995	CDP MC MZ22 EUR	21.7	1 155
IT0005240830	BTP TF 2,20% GN27 EUR	246.0	6 392	XS1854164024	IMI OPERA II SC LG26 EUR	16.0	857
IT0005321325	BTP TF 2,95% ST38 EUR	242.8	4 405	XS1822686898	IMI SERIE VI MC MG28 EUR	9.1	383
IT0005083057	BTP TF 3,25% ST46 EUR	232.5	7 639	IT0004720436	MEDIOBANCA GN21 TV QUARTO ATTO SUB LOWT2	7.8	365

INFLATION LINKED - JULY 2018				INDEX LINKED - JULY 2018			
ISIN	DESC	eur m	TRADES	ISIN	DESC	eur m	TRADES
IT0005012783	BTP ITALIA AP20 EUR	264.7	3 331	IT0004931090	MEDIOBANCA MB19 INDEX LINKED MC LG18 EUR	0.7	19
IT0005328235	BTP ITALIA MG26 EUR	113.4	2 875	XS1233613188	WORLD BANK MC LG23 USD GREEN GROWTH BON	0.4	64
IT0005312142	BTP ITALIA NV23 EUR	80.0	1 319	XS1739518337	CS OC IND LINK MZ21 USD	0.4	8
IT0005058919	BTP ITALIA OT20 EUR	57.2	1 204	IT0005122830	MEDIOBANCA MB45 MC IND LINK ST22 EUR	0.3	37
IT0005253676	BTP ITALIA MG23 EUR	56.9	1 608	IT0005044711	MEDIOBANCA MB42 MC IND LINK OT21 EUR	0.1	13

EQUITY LINKED - JULY 2018				OTHERS (*) - JULY 2018			
ISIN	DESC	eur m	TRADES	ISIN	DESC	eur m	TRADES
				XS1649517742	CS OC FD LINK NV21 USD	0.3	1

(*) Fund Linked, Commodity Linked and Currency Linked are included

News

In July, on MOT market 3 Italian Government bonds and 16 instruments were listed; whereas on the ExtraMOT market 16 instruments were listed. Here below the list of financial instruments admitted to trading on the Professional Segment of ExtraMOT market at request of the issuer:

- GS INDUSTRY S.P.A. - 4,35% 2018 - 2021 (IT0005338063)
- Minibond Short Term Brandini S.p.A. 4% - 13.01.2019 Callable (IT0005339269)
- Minibond Short Term C.R. S.p.A. - 4,10% 31.03.2019 Callable (IT0005338105)
- €155,000,000.00 Class A Series 2 Asset Backed Floating Rate Notes due October 2060 (IT0005340325)
- Minibond Short Term Advice Group S.p.A. - 5,8% 30.04.2019 Callable (IT0005340911)

Markets Analysis
 Piazza degli Affari, 6 - 20123 Milano
 T +39 02 724261 | Fax +39 02 8646.4323
 e-mail: markets_analysis@borsaitaliana.it
 www.borsaitaliana.it

This document contains text, data, graphics, photographs, illustrations, artwork, names, logos, trade marks, service marks and information ("Information") connected with Borsa Italiana S.p.A. ("Borsa Italiana"). All reasonable efforts have been made to ensure that the Information in this document was correct at the time of publication. However, Borsa Italiana Spa accepts no liability for decisions taken, or systems-related or other work carried out by any party based on this document. The publication of this document does not represent solicitation, by Borsa Italiana, of public saving and is not to be considered as a recommendation by Borsa Italiana as to the suitability of the investment, if any, herein described.

© July 2018 Borsa Italiana S.p.A. All rights reserved.

