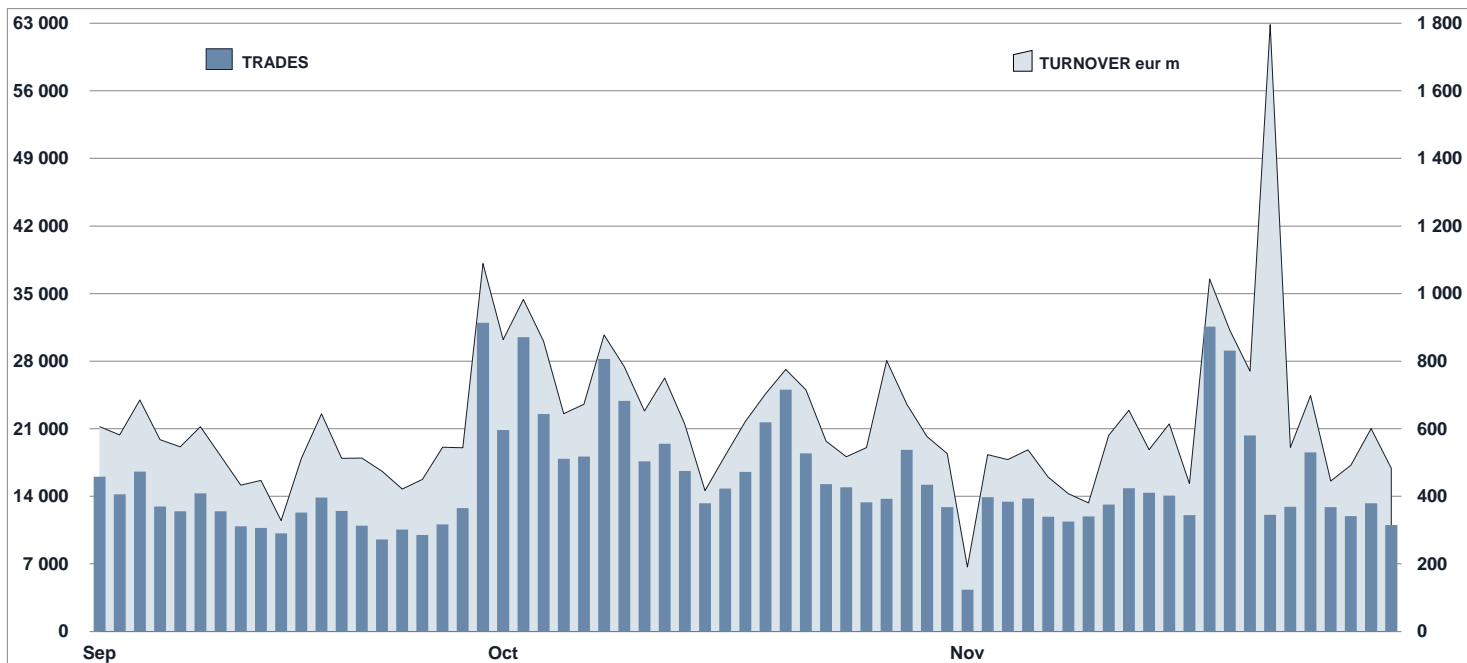
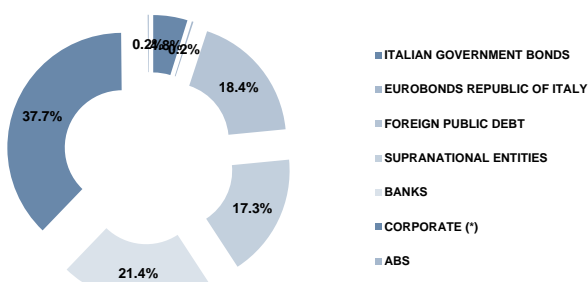


**FIXED INCOME Statistics**
**November**
**FIXED INCOME DAILY TURNOVER**

**MAIN INDICATORS**

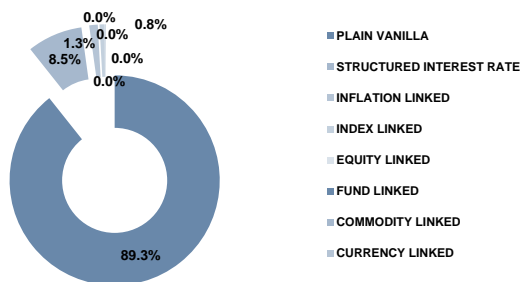
	LISTED BOND					TRADING						
	DEC 2017		OCTOBER 2018		NOVEMBER 2018		OCTOBER 2018		NOVEMBER 2018		JAN - NOV 2018	
	LISTED END of MONTH	LISTED END of MONTH	NEW LISTED BEGIN of JAN 2018	LISTED END of MONTH	NEW LISTED BEGIN of JAN 2018	TRADES number	TURNOVER eur m	TRADES number	TURNOVER eur m	TRADES number	TURNOVER eur m	
<b>MARKET SEGMENTS</b>												
DMOT - ITALIAN GOVERNMENT BOND:	124	128	34	128	37	350 374	14 398.7	256 307	12 531.9	2 663 623	147 027.1	
DMOT - BONDS	207	180	1	167	1	19 352	257.9	15 434	208.4	174 464	2 677.3	
EUROMOT	1 022	1 064	156	1 064	161	55 310	838.4	45 520	676.8	550 150	8 631.3	
EXTRAMOT	1 254	1 293	179	1 296	192	4 656	160.2	5 612	179.3	40 685	1 614.2	
of which BONDS IN DISTRIBUTION	-	-	8	-	8	-	-	-	-	2 326	502.8	
<b>TOTAL</b>	<b>2 607</b>	<b>2 665</b>	<b>370</b>	<b>2 655</b>	<b>391</b>	<b>429 692</b>	<b>15 655.3</b>	<b>322 873</b>	<b>13 596.4</b>	<b>3 428 922</b>	<b>159 949.8</b>	
<b>ISSUERS</b>												
ITALIAN GOVERNMENT BONDS	124	128	34	128	37	350 374	14 398.7	256 307	12 531.9	2 663 623	147 027.1	
EUROBONDS REPUBLIC OF ITALY	5	6	1	6	1	3 483	50.3	2 009	30.6	19 449	299.0	
FOREIGN PUBLIC DEBT	495	490	58	489	60	14 218	348.5	10 914	251.0	145 417	2 987.3	
SUPRANATIONAL ENTITIES	431	462	75	460	76	28 117	367.6	21 964	299.7	268 987	3 633.5	
BANKS	578	574	53	568	57	23 846	326.8	20 668	289.1	223 568	3 384.2	
CORPORATE (*)	972	1 001	147	1 000	158	9 654	163.3	11 011	194.1	107 878	2 618.8	
ABS	2	4	2	4	2	-	-	-	-	-	-	
<b>TOTAL</b>	<b>2 607</b>	<b>2 665</b>	<b>370</b>	<b>2 655</b>	<b>391</b>	<b>429 692</b>	<b>15 655.3</b>	<b>322 873</b>	<b>13 596.4</b>	<b>3 428 922</b>	<b>159 949.8</b>	
(*) BOC and BOP are included												
<b>TYPE OF STRUCTURE</b>												
PLAIN VANILLA	2 207	2 261	317	2 257	334	61 295	1 018.5	50 636	864.9	575 650	10 305.2	
STRUCTURED INTEREST RATE	217	221	15	215	16	17 346	227.6	15 375	189.4	182 303	2 465.3	
INFLATION LINKED	34	33	2	33	2	390	7.2	295	6.7	4 073	108.1	
INDEX LINKED	22	20	2	20	2	285	3.2	257	3.4	3 237	42.1	
EQUITY LINKED	1	1	-	1	-	-	-	-	-	-	-	
FUND LINKED	1	1	-	1	-	2	0.0	3	0.1	34	2.1	
COMMODITY LINKED	1	-	-	-	-	-	-	-	-	2	0.0	
CURRENCY LINKED	-	-	-	-	-	-	-	-	-	-	-	
ITALIAN GOVERNMENT BONDS	124	128	34	128	37	350 374	14 398.7	256 307	12 531.9	2 663 623	147 027.1	
<b>TOTAL</b>	<b>2 607</b>	<b>2 665</b>	<b>370</b>	<b>2 655</b>	<b>391</b>	<b>429 692</b>	<b>15 655.3</b>	<b>322 873</b>	<b>13 596.4</b>	<b>3 428 922</b>	<b>159 949.8</b>	

**FOCUS ON LISTED BONDS - END OF MONTH**

**LISTED BY ISSUERS**



**LISTED BY TYPE OF STRUCTURE**



Italian Government Bonds are not included

**ISSUERS - MOST TRADED BONDS IN TERMS OF TURNOVER**

ITALIAN GOVERNMENT BONDS - NOVEMBER 2018				FOREIGN PUBLIC DEBT - NOVEMBER 2018			
ISIN	DESC	eur m	TRADES	ISIN	DESC	eur m	TRADES
IT0005351678	BTP ITALIA NV22 EUR	2 192.4	31 743	XS1085735899	PORTUGAL TF 5,125% OT24 USD	18.1	1 054
IT0005340929	BTP TF 2,80% DC28 EUR	749.9	13 949	PTOTEOVOE0018	PORTUGAL TF 2,125% OT28 EUR	11.9	45
IT0005344335	BTP TF 2,45% OT23 EUR	597.4	13 342	DE0001102457	BUND TF 0,25% AG28 EUR	8.5	168
IT0005024234	BTP TF 3,50% MZ30 EUR	415.3	10 712	US912828VZ00	USA T-NOTE TF 2% ST20 USD	7.4	181
IT0005012783	BTP ITALIA AP20 EUR	317.8	3 758	FR0013341682	OAT TF 0,75% NV28 EUR	5.3	49

EUROBONDS REPUBLIC OF ITALY - NOVEMBER 2018				SUPRANATIONAL ENTITIES - NOVEMBER 2018			
ISIN	DESC	eur m	TRADES	ISIN	DESC	eur m	TRADES
US465410BG26	ITALY 33USD 5,375	20.8	1 422	XS1115184753	EIB TF 9,25% OT24 TRY	11.6	1 198
US465410AH18	ITALY SET23USD 6,875	6.1	366	XS0995130712	EIB TF 8,5% LG19 TRY	7.2	712
XS0098449456	ITALY 29EUR FRN	2.7	160	US298785HC34	EIB TF 1,625% GN21 USD	7.1	56
XS0100688190	ITALY 19EUR FRN	1.0	59	XS1190713054	EIB TF 4% FB20 MXN	6.6	290
BE0000346552	BELGIUM GREEN BOND TF 1,25% AP33 EUR	0.0	2	XS1574041999	EIB TF 10% MZ22 TRY	6.4	634

BANKS - NOVEMBER 2018				CORPORATE - NOVEMBER 2018			
ISIN	DESC	eur m	TRADES	ISIN	DESC	eur m	TRADES
IT0005127508	MEDIOBANCA VALORE TV FLOOR SUBT2 ST25EUR	16.4	1 241	IT0005090995	CDP MC MZ22 EUR	38.2	1 872
XS1895776562	IMI OPERA IX TF 4,5% NV20 USD	14.6	716	XS1042118106	GE COMPANY TF 2,5% MZ20 USD	18.4	956
XS1854164370	IMI OPERA I SC LG24 USD	12.2	761	XS1042118288	GE COMPANY TV LIBOR +0,41 MZ20 USD	9.6	464
IT0004457070	UBI MZ19 MC SUB CALL	11.7	537	XS0161100515	TEL ITALIA FIN SA 01/2033 FX 7,75 EUR	7.9	595
XS1895777370	IMI OPERA X TF 5,5% NV23 USD	11.5	577	XS0214965963	TELECOM IT 5,25% MA55 EUR	7.2	77

**TYPE OF STRUCTURE - MOST TRADED BONDS IN TERMS OF TURNOVER**

PLAIN VANILLA - NOVEMBER 2018				STRUCTURED INTEREST RATE - NOVEMBER 2018			
ISIN	DESC	eur m	TRADES	ISIN	DESC	eur m	TRADES
IT0005340929	BTP TF 2,80% DC28 EUR	749.9	13 949	IT0005090995	CDP MC MZ22 EUR	38.2	1 872
IT0005344335	BTP TF 2,45% OT23 EUR	597.4	13 342	XS1854164370	IMI OPERA I SC LG24 USD	12.2	761
IT0005024234	BTP TF 3,50% MZ30 EUR	415.3	10 712	IT0004457070	UBI MZ19 MC SUB CALL	11.7	537
IT0005045270	BTP TF 2,50% DC24 EUR	292.5	9 858	XS1854164024	IMI OPERA II SC LG26 EUR	9.5	449
IT0003934657	BTP-1FB37 4%	272.1	8 354	IT0004720436	MEDIOBANCA GN21 TV QUARTO ATTO SUB LOWT2	8.4	531

INFLATION LINKED - NOVEMBER 2018				INDEX LINKED - NOVEMBER 2018			
ISIN	DESC	eur m	TRADES	ISIN	DESC	eur m	TRADES
IT0005351678	BTP ITALIA NV22 EUR	2 192.4	31 743	XS1739518337	CS OC IND LINK MZ21 USD	1.2	13
IT0005012783	BTP ITALIA AP20 EUR	317.8	3 758	IT0004924004	MEDIOBANCA SINTESI T MISTO MC NV21 EUR	0.7	55
IT0005058919	BTP ITALIA OT20 EUR	184.5	2 040	XS1233613188	WORLD BANK MC LG23 USD GREEN GROWTH BOND	0.4	63
IT0005253676	BTP ITALIA MG23 EUR	153.4	2 263	IT0005122830	MEDIOBANCA MB45 MC IND LINK ST22 EUR	0.3	17
IT0005105843	BTP ITALIA AP23 EUR	128.2	2 172	IT0005127151	MEDIOBANCA MB46 MC IND LINK OT22 EUR	0.2	17

EQUITY LINKED - NOVEMBER 2018				OTHERS (*) - NOVEMBER 2018			
ISIN	DESC	eur m	TRADES	ISIN	DESC	eur m	TRADES
				XS1649517742	CS OC FD LINK NV21 USD	0.1	3

(\*) Fund Linked, Commodity Linked and Currency Linked are included

**News**

In November, on MOT market 3 Italian Government bonds and 5 instruments were listed; whereas on the ExtraMOT market 13 instruments were listed. Here below the list of financial instruments admitted to trading on the Professional Segment of ExtraMOT market at request of the issuer:

Minibond Short Term Space S.p.A. 4,2% - 07.11.2019 Callable (IT0005350746)  
 F.LLI DE CECCO DI FILIPPO - FARA SAN MARTINO - S.P.A. Tasso Fisso 2018-2024 (IT0005352908)

Markets Analysis  
 Piazza degli Affari, 6 - 20123 Milano  
 T +39 02 724261 | Fax +39 02 8646.4323  
 e-mail: markets\_analysis@borsaitaliana.it  
 www.borsaitaliana.it

This document contains text, data, graphics, photographs, illustrations, artwork, names, logos, trade marks, service marks and information ("Information") connected with Borsa Italiana S.p.A. ("Borsa Italiana"). All reasonable efforts have been made to ensure that the Information in this document was correct at the time of publication. However, Borsa Italiana Spa accepts no liability for decisions taken, or systems-related or other work carried out by any party based on this document. The publication of this document does not represent solicitation, by Borsa Italiana, of public saving and is not to be considered as a recommendation by Borsa Italiana as to the suitability of the investment, if any, herein described.