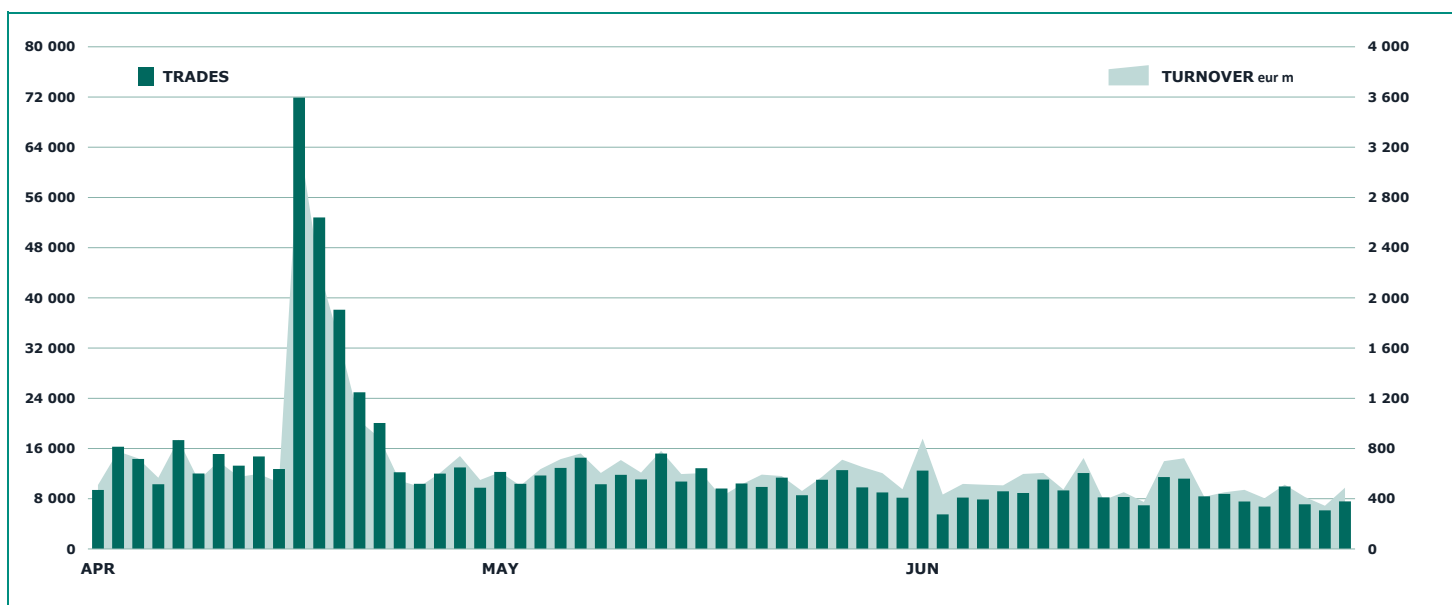
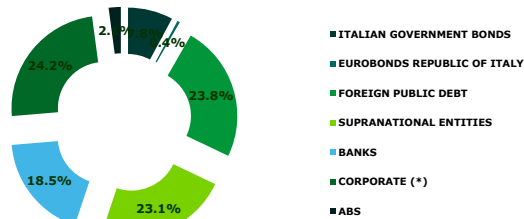


Fixed Income Statistics
June 2021
FIXED INCOME DAILY TURNOVER

MAIN INDICATORS

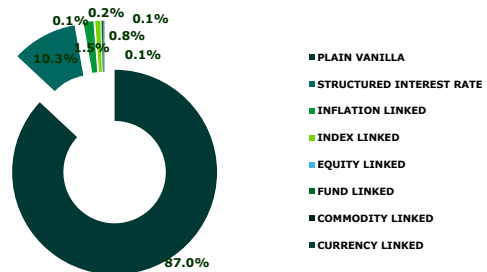
	LISTING					TRADING						
	DEC 2020		MAY 2021		JUN 2021		MAY 2021		JUN 2021		JAN - JUN 2021	
	LISTED END of MONTH	LISTED END of MONTH	NEW LISTED BEGIN of JAN 2021	LISTED END of MONTH	NEW LISTED BEGIN of JAN 2021	TRADES number	TURNOVER eur m	TRADES number	TURNOVER eur m	TRADES number	TURNOVER eur m	
MARKET SEGMENTS												
DMOT - ITALIAN GOVERNMENT BONDS:	152	159	21	160	25	192 346	11 842.1	152 075	10 683.1	1 366 199	85 639.4	
DMOT - BONDS	79	70	-	67	-	6 819	104.6	6 648	103.1	47 806	770.0	
EUROMOT	1 084	1 162	150	1 162	167	34 673	722.7	33 907	573.5	249 082	4 512.9	
EXTRAMOT	814	648	26	650	35	414	43.6	368	28.4	3 727	229.4	
of which BONDS IN DISTRIBUTION	-	-	4	-	4	160	130.0	-	-	503	343.9	
TOTAL	2 129	2 039	197	2 039	227	234 252	12 713.0	192 998	11 388.0	1 666 814	91 151.7	
ISSUERS												
ITALIAN GOVERNMENT BONDS	152	159	21	160	25	192 346	11 842.1	152 075	10 683.1	1 366 199	85 639.4	
EUROBONDS REPUBLIC OF ITALY	7	9	2	9	2	1 813	119.1	1 604	85.5	11 561	634.4	
FOREIGN PUBLIC DEBT	489	486	47	485	48	8 522	149.5	7 858	150.7	60 408	1 175.6	
SUPRANATIONAL ENTITIES	428	467	73	470	86	13 912	188.6	15 506	213.3	108 366	1 451.5	
BANKS	410	382	32	378	36	9 716	177.1	8 848	149.0	69 136	1 172.8	
CORPORATE (*)	612	492	9	494	16	7 943	236.5	7 107	106.4	51 144	1 078.1	
ABS	31	44	13	43	14	-	-	-	-	-	-	
TOTAL	2 129	2 039	197	2 039	227	234 252	12 713.0	192 998	11 388.0	1 666 814	91 151.7	
(*) BOC and BOP are included												
TYPE OF STRUCTURE												
PLAIN VANILLA	1 728	1 634	167	1 634	190	32 803	745.8	31 598	576.5	232 574	4 564.7	
STRUCTURED INTEREST RATE	194	194	7	193	9	8 448	100.0	8 584	114.2	63 804	848.5	
INFLATION LINKED	28	28	2	29	3	415	21.4	546	10.6	2 472	68.3	
INDEX LINKED	19	16	-	15	-	192	2.6	157	2.6	1 417	20.8	
EQUITY LINKED	1	1	-	1	-	-	-	-	-	-	-	
FUND LINKED	4	4	-	4	-	19	0.9	33	0.9	183	8.7	
COMMODITY LINKED	1	1	-	1	-	4	0.0	2	0.1	16	0.3	
CURRENCY LINKED	2	2	-	2	-	25	0.2	3	0.0	149	1.0	
ITALIAN GOVERNMENT BONDS	152	159	21	160	25	192 346	11 842.1	152 075	10 683.1	1 366 199	85 639.4	
TOTAL	2 129	2 039	197	2 039	227	234 252	12 713.0	192 998	11 388.0	1 666 814	91 151.7	

FOCUS ON LISTED BONDS - END OF MONTH

LISTING BY ISSUERS



LISTING BY TYPE OF STRUCTURE



Italian Government Bonds are not included

ISSUERS - MOST TRADED BONDS IN TERMS OF TURNOVER

ITALIAN GOVERNMENT BONDS - JUNE 2021				FOREIGN PUBLIC DEBT - JUNE 2021			
ISIN	DESC	eur m	TRADES	ISIN	DESC	eur m	TRADES
IT0005425233	BTP TF 1,7% ST51 EUR	793.7	19 664	XS1085735899	PORTUGAL TF 5,125% OT24 USD	5.0	350
IT0005441883	BTP TF 2,15% MZ72 EUR	556.7	16 824	DE0001102366	BUND TF 1% AG24 EUR	4.7	47
IT0005410912	BTP ITALIA MG25 EUR	531.0	6 836	XS2330514899	ROMANIA TF 2,75% AP41 EUR	4.2	264
IT0005217390	BTP TF 2,8% MZ67 EUR	382.3	10 109	FR0011337880	OAT TF 2,25% OT22 EUR	3.8	35
IT0005433195	BTP TF 0,95% MZ37 EUR	252.9	5 667	DE0001135432	BUND LG42 EUR 3,25	3.7	48
EUROBONDS REPUBLIC OF ITALY - JUNE 2021				SUPRANATIONAL ENTITIES - JUNE 2021			
ISIN	DESC	eur m	TRADES	ISIN	DESC	eur m	TRADES
US465410BZ07	ITALY TF 4% OT49 USD	36.6	173	XS2105803527	EIB TF 7,25% GE30 ZAR	10.2	609
US465410BG26	ITALY 33USD 5,375	21.0	1 010	XS1791714147	WORLD BANK SUSTAINABLE TF 12% MZ23 TRY	10.0	724
US465410CA47	ITALY TF 1,25% FB26 USD	7.2	31	XS1605368536	EIB TF 8% MG27 ZAR	7.3	427
US465410BY32	ITALY TF 2,875% OT29 USD	6.2	35	XS1115184753	EIB TF 9,25% OT24 TRY	5.7	889
US465410AH18	ITALY SET23USD 6,875	6.2	227	EU000A1G0D70	EFSS TF 0,95% FB28 EUR	4.8	47
BANKS - JUNE 2021				CORPORATE - JUNE 2021			
ISIN	DESC	eur m	TRADES	ISIN	DESC	eur m	TRADES
IT0005120313	BANCO BPM TV EUR3M+4,375 LG22 SUB TIER2	13.9	839	IT0005374043	CDP MC GN26 EUR	22.7	1 274
XS2241390983	INTSANPAOLO TF 2,1% NV30 USD	10.9	789	XS2049317808	IVS GROUP TF 3% OT26 CALL EUR	12.5	863
IT0004917842	MEDIOBANCA TF 5,75% AP23 LT2 EUR	9.2	492	XS2331288212	IWB TF 2,5% MG27 CALL EUR	12.2	577
IT0005127508	MEDIOBANCA VALORE TV FLOOR SUB2 ST25EU	8.2	559	XS2289795465	NEWLAT FOOD TF 2,625% FB27 CALL EUR	7.9	409
IT0005412256	INTSANPAOLO TV EUR3M+4,05 GN27 SUB TIER2	7.6	24	IT0005090995	CDP MC MZ22 EUR	6.4	244

TYPE OF STRUCTURE - MOST TRADED BONDS IN TERMS OF TURNOVER

PLAIN VANILLA - JUNE 2021				STRUCTURED INTEREST RATE - JUNE 2021			
ISIN	DESC	eur m	TRADES	ISIN	DESC	eur m	TRADES
IT0005425233	BTP TF 1,7% ST51 EUR	793.7	19 664	IT0005425761	BTP FUTURA NV28 EUR	155.5	3 618
IT0005441883	BTP TF 2,15% MZ72 EUR	556.7	16 824	IT0005442097	BTP FUTURA AP37 EUR	136.3	3 670
IT0005217390	BTP TF 2,8% MZ67 EUR	382.3	10 109	IT0005415291	BTP FUTURA LG30 EUR	97.0	2 685
IT0005433195	BTP TF 0,95% MZ37 EUR	252.9	5 667	IT0005374043	CDP MC GN26 EUR	22.7	1 274
IT0005422891	BTP TF 0,90% AP31 EUR	245.3	1 386	IT0005090995	CDP MC MZ22 EUR	6.4	244
INFLATION LINKED - JUNE 2021				INDEX LINKED - JUNE 2021			
ISIN	DESC	eur m	TRADES	ISIN	DESC	eur m	TRADES
IT0005410912	BTP ITALIA MG25 EUR	531.0	6 836	XS1917880285	WORLDBANK SUSTAINABLE MC INDLINK DC23I	0.7	31
IT0005332835	BTP ITALIA MG26 EUR	152.9	1 971	XS1233613188	WORLD BANK MC LG23 USD GREEN GROWTH B	0.3	29
IT0005388175	BTP ITALIA OT27 EUR	152.7	1 680	IT0005021602	MEDIOBANCA MB39 MC IND LINK GN21 EUR	0.3	15
IT0005174906	BTP ITALIA AP24 EUR	132.1	1 610	IT0005122830	MEDIOBANCA MB45 MC IND LINK ST22 EUR	0.3	10
IT0005436701	BTP TF 0,15% MG51 EUR	126.2	2 526	IT0004924004	MEDIOBANCA SINTESI T MISTO MC NV21 EUR	0.3	13
EQUITY LINKED - JUNE 2021				OTHERS (*) - JUNE 2021			
ISIN	DESC	eur m	TRADES	ISIN	DESC	eur m	TRADES
				CH0460907329	CS OC FD LINK AP22 USD	0.4	12
				XS1649517742	CS OC FD LINK NV21 USD	0.3	9
				CH0491326630	CS OC FD LINK MZ23 USD	0.3	12
				CH0493463738	CS OC COM LINK FB23 USD	0.1	2
				XS2114121192	GS FIN CORP TF MG25 EUR	0.0	3

(*) Fund Linked, Commodity Linked and Currency Linked are included

News

In June, on MOT market 4 Italian Government bonds and 17 instruments were listed; whereas on the ExtraMOT market 9 instruments were listed. Here below the list of financial instruments admitted to trading on the ExtraMOT Professional Segments of ExtraMOT market at request of the issuer:

Minibond Medium Term 25.02.2024 - uBroker SRL - T.F. 4,1% A - Secured 90% Garanzia Italia Amortizing - Callable (IT0005436859)
 Issue of Fixed to Floating Rate Callable Non-Prefered Senior Notes due 4 July 2026 (XS2343116039)
 Impresa Percassi S.p.A. Fixed Rate 2,75% due 2021 - 2027 (IT0005446692)
 Issue of 1,000,000,000 0.875 per cent. Notes due 17 June 2036 (XS2353182376)
 Issue of 1,250,000,000 0.500 per cent. Notes due 17 June 2030 (XS2353182293)
 Issue of 1,000,000,000 0.000 per cent. Notes due 17 June 2027 (XS2353182020)
 Euro 135,000,000 Class A Asset Backed Variable Rate Notes due December 2045 (IT0005446528)
 3A Sport - 4,25% 2021 - 2022 (IT000544275)
 Issue of €500,000,000 1,713 per cent. Tier 2 Notes due 30 June 2032 (XS2357754097)

Markets Analysis

Piazza degli Affari, 6 - 20123 Milano
 T. +39 02 724261 | Fax +39 02 8646 4323
 e-mail: markets_analysis@borsaitaliana.it
www.borsaitaliana.it



This publication is for information purposes only and is not a recommendation to engage in investment activities. This publication is provided "as is" without representation or warranty of any kind. Whilst all reasonable care has been taken to ensure the accuracy of the content, Euronext does not guarantee its accuracy or completeness. Euronext will not be held liable for any loss or damages of any nature ensuing from using, trusting or acting on information provided. No information set out or referred to in this publication shall form the basis of any contract. The creation of rights and obligations in respect of financial products that are traded on the exchanges operated by Euronext's subsidiaries shall depend solely on the applicable rules of the market operator. All proprietary rights and interest in or connected with this publication shall vest in Euronext. No part of it may be redistributed or reproduced in any form without the prior written permission of Euronext. Euronext disclaims any duty to update this information. Euronext refers to Euronext N.V. and its affiliates. Information regarding trademarks and intellectual property rights of Euronext is located at www.euronext.com/terms-use.