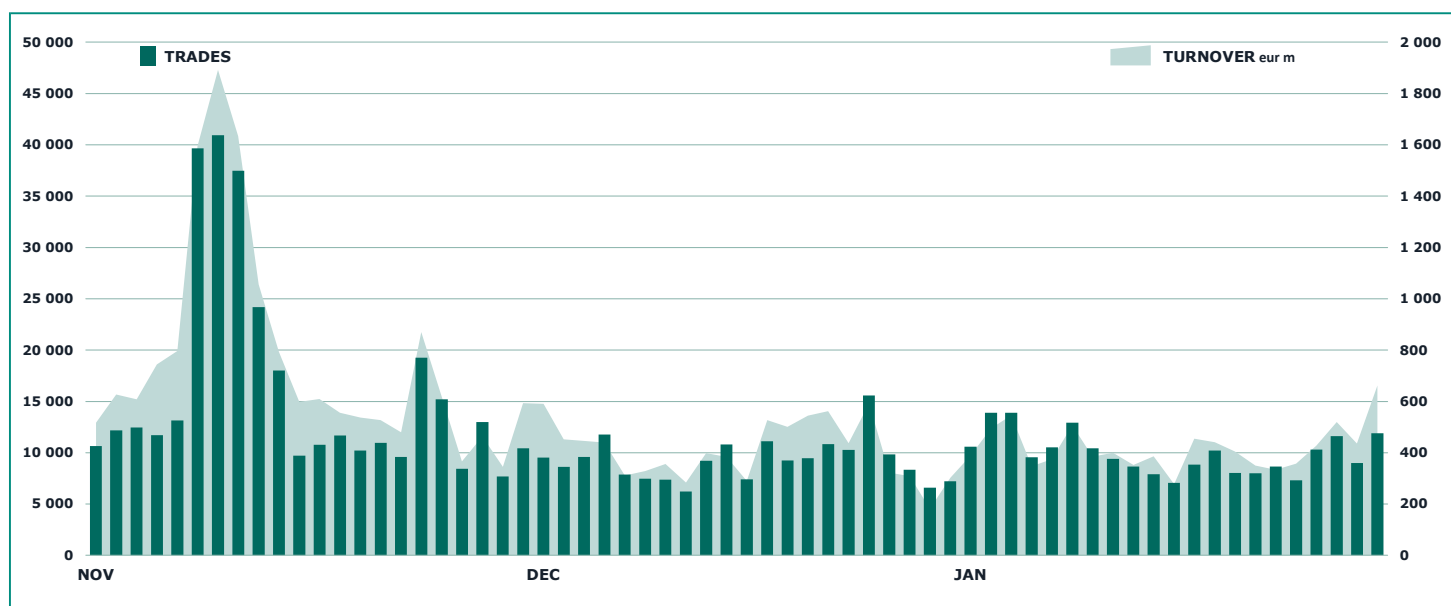


Fixed Income Statistics

January 2022

FIXED INCOME DAILY TURNOVER

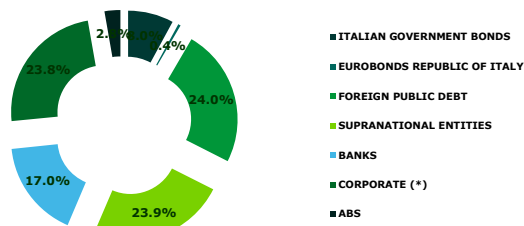


MAIN INDICATORS

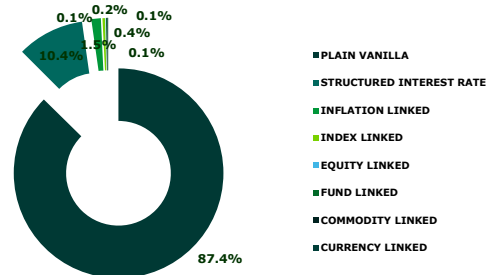
	LISTING					TRADING						
	DEC 2020		DECEMBER 2021		JANUARY 2022		NOVEMBER 2021		DECEMBER 2021		JANUARY 2022	
	LISTED END of MONTH	LISTED END of MONTH	NEW LISTED BEGIN of JAN 2021	LISTED END of MONTH	NEW LISTED BEGIN of JAN 2022	TRADES number	TURNOVER eur m	TRADES number	TURNOVER eur m	TRADES number	TURNOVER eur m	
MARKET SEGMENTS												
DMOT - ITALIAN GOVERNMENT BONDS	152	158	43	160	4	298 962	15 934.1	151 218	7 979.5	165 878	8 216.7	
DMOT - BONDS	79	57	1	55	-	7 346	108.2	4 535	73.6	4 560	58.8	
EUROMOT	1 084	1 169	247	1 166	13	50 561	759.6	38 251	484.2	37 927	542.6	
EXTRAMOT	814	638	80	629	5	412	24.3	333	20.3	355	24.8	
<i>of which BONDS IN DISTRIBUTION</i>	-	-	7	-	-	248	7.6	-	-	-	-	
TOTAL	2 129	2 022	371	2 010	22	357 281	16 826.2	194 337	8 557.6	208 720	8 842.9	
ISSUERS												
ITALIAN GOVERNMENT BONDS	152	158	43	160	4	298 962	15 934.1	151 218	7 979.5	165 878	8 216.7	
EUROBONDS REPUBLIC OF ITALY	7	9	2	9	-	1 908	99.5	1 573	61.5	1 910	66.4	
FOREIGN PUBLIC DEBT	489	476	62	483	12	11 455	199.7	10 835	156.4	12 372	178.9	
SUPRANATIONAL ENTITIES	428	488	143	481	1	22 907	271.0	17 717	162.4	14 859	180.7	
BANKS	410	350	43	342	-	9 652	154.1	6 804	106.4	7 587	117.8	
CORPORATE (*)	612	485	51	479	5	12 397	167.6	6 190	91.4	6 114	82.4	
ABS	31	56	27	56	-	-	-	-	-	-	-	
TOTAL	2 129	2 022	371	2 010	22	357 281	16 826.2	194 337	8 557.6	208 720	8 842.9	
(*) BOC and BOP are included												
TYPE OF STRUCTURE												
PLAIN VANILLA	1 728	1 631	311	1 617	18	46 771	727.5	34 753	477.4	34 203	526.8	
STRUCTURED INTEREST RATE	194	192	14	192	-	10 771	147.8	7 775	91.4	8 058	89.1	
INFLATION LINKED	28	27	3	27	-	518	11.5	455	7.2	444	7.6	
INDEX LINKED	19	7	-	7	-	224	4.2	109	1.6	113	2.0	
EQUITY LINKED	1	1	-	1	-	-	-	-	-	-	-	
FUND LINKED	4	3	-	3	-	22	1.0	12	0.5	13	0.5	
COMMODITY LINKED	1	1	-	1	-	4	0.1	2	0.1	8	0.2	
CURRENCY LINKED	2	2	-	2	-	9	0.0	13	0.1	3	0.0	
ITALIAN GOVERNMENT BONDS	152	158	43	160	4	298 962	15 934.1	151 218	7 979.5	165 878	8 216.7	
TOTAL	2 129	2 022	371	2 010	22	357 281	16 826.2	194 337	8 557.6	208 720	8 842.9	

FOCUS ON LISTED BONDS - END OF MONTH

LISTING BY ISSUERS



LISTING BY TYPE OF STRUCTURE



Italian Government Bonds are not included

ISSUERS - MOST TRADED BONDS IN TERMS OF TURNOVER

ITALIAN GOVERNMENT BONDS - JANUARY 2022				FOREIGN PUBLIC DEBT - JANUARY 2022			
ISIN	DESC	eur m	TRADES	ISIN	DESC	eur m	TRADES
IT0005441883	BTP TF 2,15% MZ72 EUR	940.1	32 572	XS2109813142	ROMANIA TF 3,375% GE50 EUR	23.0	2 069
IT0005425233	BTP TF 1,7% ST51 EUR	840.4	21 962	FR0014001NN8	OAT TF 0,5% MG72 EUR	9.2	281
IT0005217390	BTP TF 2,8% MZ67 EUR	337.9	10 096	XS2201851685	ROMANIA TF 4% FB51 USD	7.3	654
IT0005433195	BTP TF 0,95% MZ37 EUR	303.1	7 481	XS1768074319	ROMANIA TF 3,375% FB38 EUR	6.3	555
IT0005410912	BTP ITALIA MG25 EUR	276.5	5 807	XS2330514899	ROMANIA TF 2,75% AP41 EUR	4.9	502
EUROBONDS REPUBLIC OF ITALY - JANUARY 2022				SUPRANATIONAL ENTITIES - JANUARY 2022			
ISIN	DESC	eur m	TRADES	ISIN	DESC	eur m	TRADES
US465410BG26	ITALY 33USD 5,375	22.8	1 426	XS1507486584	EIB TF NV26 CALL USD	5.2	379
US465410AH18	ITALY SET23USD 6,875	14.7	260	XS0070553820	EIB NV26 ZC USD	5.1	166
US465410BZ07	ITALY TF 4% OT49 USD	10.8	54	XS1133551405	EIB TV EUR3M+0,01 LG24 EUR	4.9	115
US465410CC03	ITALY TF 3,875% MG51 USD	6.4	35	XS1551882860	EIB MC FB24 USD	4.7	297
US465410BY32	ITALY TF 2,875% OT29 USD	6.0	29	XS2105803527	EIB TF 7,25% GE30 ZAR	4.4	324
BANKS - JANUARY 2022				CORPORATE - JANUARY 2022			
ISIN	DESC	eur m	TRADES	ISIN	DESC	eur m	TRADES
XS2395954998	INTSANPAOLO TF 2,5% OT31 USD	8.9	509	IT0005374043	CDP MC GN26 EUR	12.7	978
IT0005120313	BANCO BPM TV EUR3M+4,375 LG22 SUB TIER2	7.9	479	XS2395580892	ALERION GREEN TF 2,25% NV27 CALL EUR	8.5	454
IT0005127508	MEDIOBANCA VALORE TV FLOOR SUBT2 ST25EU	6.2	442	XS2377683666	WIIT TF 2,375% OT26 CALL EUR	7.5	324
XS2241390983	INTSANPAOLO TF 2,1% NV30 USD	5.6	752	XS2049317808	IVS GROUP TF 3% OT26 CALL EUR	5.8	642
XS1734886887	B CARIGE TF 5% DC22 EUR	5.1	46	XS2393520734	OVS SLB TF 2,25% NV27 CALL EUR	5.5	300

TYPE OF STRUCTURE - MOST TRADED BONDS IN TERMS OF TURNOVER

PLAIN VANILLA - JANUARY 2022				STRUCTURED INTEREST RATE - JANUARY 2022			
ISIN	DESC	eur m	TRADES	ISIN	DESC	eur m	TRADES
IT0005441883	BTP TF 2,15% MZ72 EUR	940.1	32 572	IT0005415291	BTP FUTURA LG30 EUR	119.9	3 490
IT0005425233	BTP TF 1,7% ST51 EUR	840.4	21 962	IT0005442097	BTP FUTURA AP37 EUR	99.6	4 419
IT0005217390	BTP TF 2,8% MZ67 EUR	337.9	10 096	IT0005425761	BTP FUTURA NV28 EUR	91.7	2 423
IT0005433195	BTP TF 0,95% MZ37 EUR	303.1	7 481	IT0005466351	BTP FUTURA NV33 EUR	66.4	2 126
IT0005438004	BTPGREEN 1,5%AP45EUR	193.3	5 887	IT0005374043	CDP MC GN26 EUR	12.7	978
INFLATION LINKED - JANUARY 2022				INDEX LINKED - JANUARY 2022			
ISIN	DESC	eur m	TRADES	ISIN	DESC	eur m	TRADES
IT0005410912	BTP ITALIA MG25 EUR	276.5	5 807	XS1233613188	WORLD BANK MC LG23 USD GREEN GROWTH B	0.9	68
IT0005388175	BTP ITALIA OT27 EUR	179.1	1 642	XS1917880285	WORLDBANK SUSTAINABLE MC INDLINK DC23L	0.9	26
IT0005332835	BTP ITALIA MG26 EUR	132.0	1 833	IT0005122830	MEDIOBANCA MB45 MC IND LINK ST22 EUR	0.1	8
IT0005253676	BTP ITALIA MG23 EUR	120.6	991	XS1586107101	SG SUSTAINABLE MC IND LINK DC22 USD	0.1	4
IT0005312142	BTP ITALIA NV23 EUR	109.6	1 013	IT0005127151	MEDIOBANCA MB46 MC IND LINK OT22 EUR	0.1	6
EQUITY LINKED - JANUARY 2022				OTHERS (*) - JANUARY 2022			
ISIN	DESC	eur m	TRADES	ISIN	DESC	eur m	TRADES
				CH0491326630	CS OC FD LINK MZ23 USD	0.3	6
				CH0460899674	CS OC FD LINK ST22 USD	0.2	7
				CH0493463738	CS OC COM LINK FB23 USD	0.2	8
				XS2114121192	GS FIN CORP TF MG25 EUR	0.0	3

(*) Fund Linked, Commodity Linked and Currency Linked are included

News

In December, on MOT market 4 Italian Government bonds and 13 instruments were listed; whereas on the ExtraMOT market 5 instruments were listed. Here below the list of financial instruments admitted to trading on the ExtraMOT Professional Segments of ExtraMOT market at request of the issuer:

Enel Finance International Issue of €1,250,000,000 0.250 per cent. Notes due 17 November 2025 (XS2432293673)
 Enel Finance International Issue of €750,000,000 0.875 per cent. Notes due 17 January 2031 (XS2432293756)
 Enel Finance International Issue of €750,000,000 1.250 per cent. Notes due 17 January 2035 (XS2432293913)
 Generalfinance Commercial Paper 17/04/2022 (IT0005481418)
 EUROPA FACTOR S.p.A. MINI BOND 4,5% 2022 - 2027 (IT0005479321)

Markets Analysis
 Piazza degli Affari, 6 - 20123 Milano
 T +39 02 724261 | Fax +39 02 8646.4323
 e-mail: markets_analysis@borsaitaliana.it
 www.borsaitaliana.it

This publication is for information purposes only and is not a recommendation to engage in investment activities. This publication is provided "as is" without representation or warranty of any kind. Whilst all reasonable care has been taken to ensure the accuracy of the content, Euronext does not guarantee its accuracy or completeness. Euronext will not be held liable for any loss or damages of any nature ensuing from using, trusting or acting on information provided. No information set out or referred to in this publication shall form the basis of any contract. The creation of rights and obligations in respect of financial products that are traded on the exchanges operated by Euronext's subsidiaries shall depend solely on the applicable rules of the market operator. All proprietary rights and interest in or connected with this publication shall vest in Euronext. No part of it may be redistributed or reproduced in any form without the prior written permission of Euronext. Euronext disclaims any duty to update this information. Euronext refers to Euronext N.V. and its affiliates. Information regarding trademarks and intellectual property rights of Euronext is located at www.euronext.com/terms-use.

