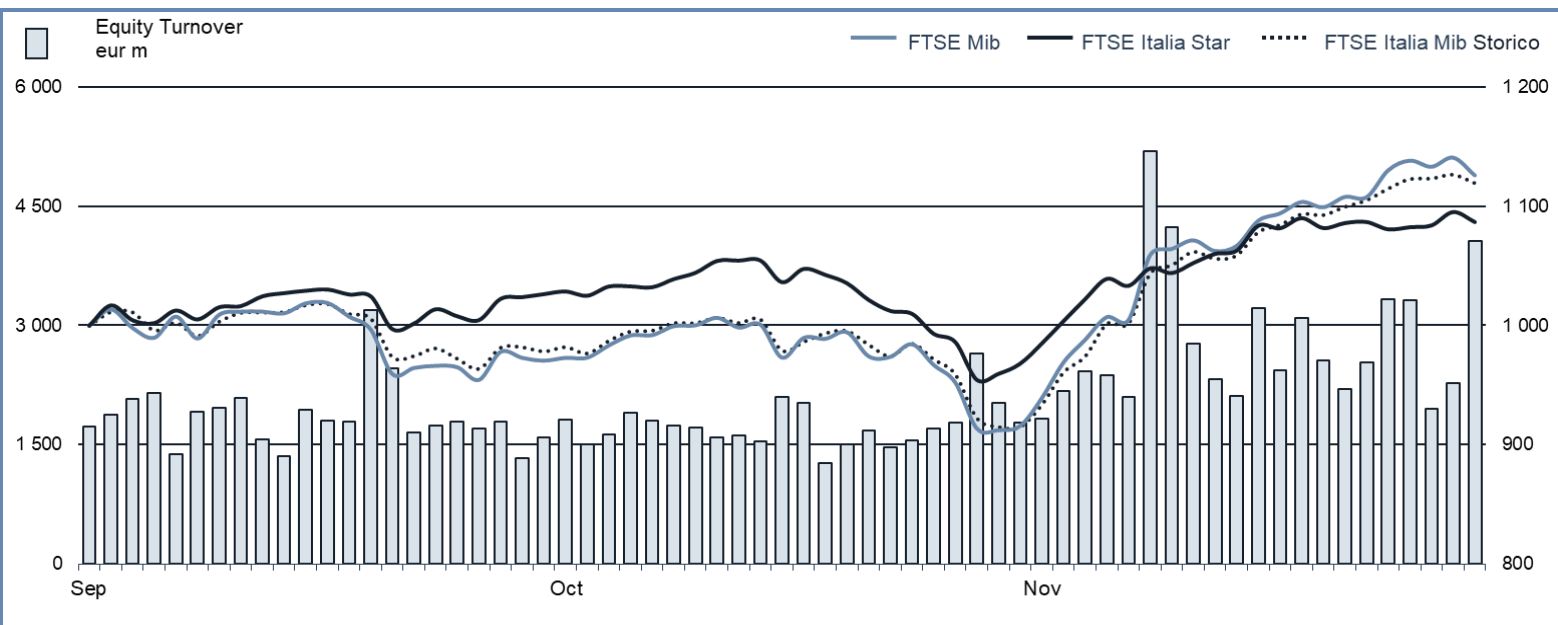


EQUITY DAILY TURNOVER AND MAIN INDICES (base = 1000 31.08.2020)

STOCK INDICES

	30 OCT 2020	30 NOV 2020	Var. % MoM	Var. % 2019 end	Volatility NOV 2020
FTSE Italia Mib Storico	▲ 16 461	20 136	22.3%	-6.1%	18.8%
FTSE Mib	▲ 17 943	22 061	22.9%	-6.1%	24.1%
FTSE Italia Star	▲ 37 228	41 808	12.3%	6.9%	14.8%
FTSE Italia PIR PMI TR	▲ 22 251	26 180	17.7%	-7.1%	17.3%
FTSE Italia Brands	▲ 11 622	14 574	25.4%	-10.6%	25.0%

FTSE MIB VOLATILITY

TRADING - DAILY AVERAGE

	JAN-NOV 2019		JAN-NOV 2020		NOV 2020	
	Trades Number	Turnover eur m	Trades Number	Turnover eur m	Trades Number	Turnover eur m
Shares	▲ 254 692	2 167.8	349 166	2 392.2	399 302	2 785.8
Securitized Derivatives	▲ 8 223	72.9	11 185	75.6	12 513	98.9
ETFplus	▲ 20 412	420.0	35 133	525.5	37 423	544.4
Fixed Income	▲ 16 239	779.7	16 149	828.1	17 746	955.4

(*) Indicators are related to turnover figures.

LISTING

	30 DEC 2019	30 OCT 2020	30 NOV 2020
MTA Domestic	239	233	233
of which STAR	77	75	75
MTA Foreign	3	3	3
of which STAR	1	1	1
MIV *	1	1	1
Global Equity Market	87	88	87
AIM Italia - MAC	132	130	134
Listed Companies Total	462	455	458
Warrant	74	69	72
MIV Closed End Funds	14	14	14
ATFund	114	98	96
ETF	1 048	1 096	1 103
ETC/ETN	218	215	215
ETFplus Total	1 266	1 311	1 318
Securitized Derivatives	8 605	11 247	12 276
Convertibles Bonds	14	10	11
Mot - Government Bonds	131	140	153
Mot - Bonds	114	83	79
Mot - Eurobonds and ABSs	1 020	1 053	1 084
MOT Total	1 265	1 276	1 316
Extramot	1 307	1 238	1 225
Fixed Income Total	2 572	2 514	2 541

MOST TRADED SHARES IN THE MONTH

Shares	Mkt	Turnover eur m	% TOT
Intesa Sanpaolo	MTA	6 322.4	10.8%
Unicredit	MTA	4 382.6	7.5%
Enel	MTA	4 334.1	7.4%
Eni	MTA	4 133.4	7.1%
Fiat Chrysler Automobiles	MTA	3 080.0	5.3%

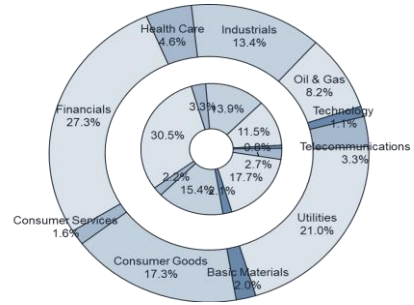
BEST PERFORMANCES IN THE MONTH

Shares	Mkt	Var. % MoM	Var % 2019 end
Sirio	AIMMA	207.6%	-67.7%
Sciuker Frames	AIMMA	184.7%	172.4%
Roma	MTA	133.3%	-52.0%
Monnalisa	AIMMA	99.6%	-21.2%
Air France-Klm	BEM	90.4%	-47.7%

Performances are computed with no-rounded official prices. Performance is not included for shares not listed at 2019 end or unlimited suspended at November 2020 end or at 2019 end.

CAPITALISATION

Domestic Companies Capitalisation (eur m)	30 DEC 2019	30 OCT 2020	30 NOV 2020
MTA Capitalisation	637 674	483 365	591 706
of which STAR	41 845	39 760	44 823
MIV *	156	168	214
AIM Italia - MAC	6 599	5 319	6 163
Total	644 429	488 853	598 084
Capitalisation (% GDP)			
MTA	35.7%	29.5%	36.1%
of which STAR	2.3%	2.4%	2.7%
Total	36.1%	29.8%	36.5%
Capitalisation (% Tot.)			
FTSE MIB Shares	79.5%	81.3%	81.8%

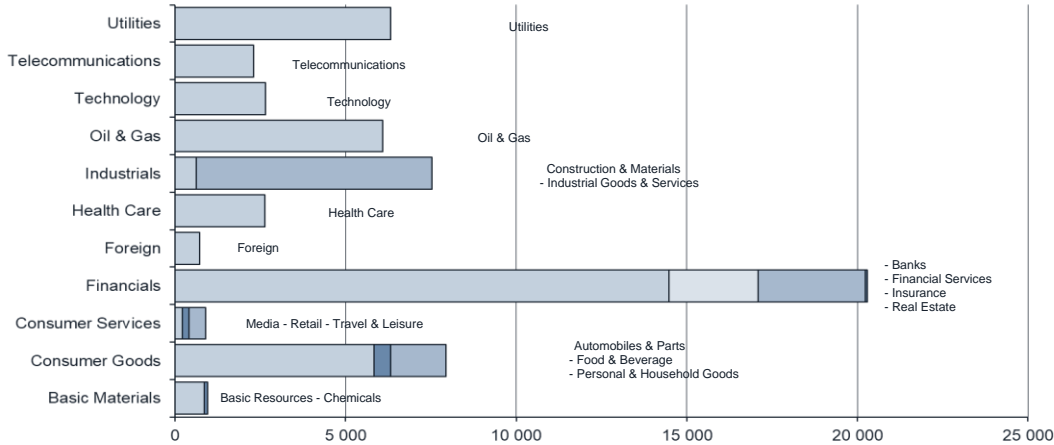


Note: internal chart: capitalisation on 30.12.2019;
external chart: capitalisation on 30.11.2020.

TRADING

SHARES	JAN-NOV 2019		JAN-NOV 2020		NOV 2020		Other Instruments	JAN-NOV 2019		JAN-NOV 2020		NOV 2020	
	Trades Number	Turnover eur m	Trades Number	Turnover eur m	Trades Number	Turnover eur m		Trades Number	Turnover eur m	Trades Number	Turnover eur m	Trades Number	Turnover eur m
MTA Domestic	56 729 282	485 366.1	78 248 272	531 487.3	8 006 672	55 427.7	SeDex	1 924 238	17 048.7	2 628 482	17 771.3	262 777	2 077.5
of which STAR	5 575 710	17 825.1	7 033 684	23 490.8	757 957	3 571.5	Warrant	79 031	84.3	80 006	86.3	6 261	5.6
MTA Foreign	1 892 092	17 732.6	2 378 997	23 929.1	201 219	2 158.0	MIV Closed End Funds	32 552	130.2	26 625	102.8	1 775	4.1
of which STAR	18 058	94.7	28 723	154.7	1 981	9.2	ATFund	3 492	195.8	2 115	111.8	146	10.1
MIV *	4 775	23.4	281	7.2	44	1.6	ETF	2 899 124	80 126.4	4 928 786	93 822.7	546 341	8 930.9
Global Equity Market	239 130	1 467.1	736 090	4 995.9	90 877	724.7	ETCIETN	1 877 292	18 162.7	3 327 362	29 674.6	239 550	2 500.6
AIM Italia - MAC	732 677	2 675.9	690 378	1 736.4	86 522	189.1	ETFplus	4 776 416	98 289.1	8 256 148	123 497.3	785 891	11 431.5
Total	59 597 956	507 265.0	82 054 018	562 155.9	8 385 334	58 501.1	Convertible Bonds	1 792	13.5	2 194	17.4	247	1.4
FTSE MIB Shares							Subscription rights	15 828	13.9	160 753	128.4	2 535	1.1
% Shares Total	73.3%	89.1%	75.3%	88.4%	73.8%	86.6%	Mot - Government Bonds	2 967 855	167 984.6	3 112 678	182 393.0	317 626	19 042.9
							Mot - Bonds	151 728	2 388.2	141 694	1 970.5	11 540	178.0
							Mot - Eurobonds and ABSs	619 611	9 897.8	467 875	7 851.4	38 261	658.1
							ExtraMOT	60 839	2 179.5	72 766	2 386.3	5 230	183.5
							Fixed Income Total	3 800 033	182 450.1	3 795 013	194 601.3	372 657	20 062.4

INDUSTRY/SUPERSECTOR TURNOVER (eur m)



NEW LISTINGS

RECENT EVENTS

ISSUER	MKT	SHARES	FIRST TRADING DAY	EVENT	1st DAY CAPITALISATION (eur m)	SPONSOR (NOMAD for AIM Italia)
Fenix Entertainment	AIM / MAC	O	14.08.2020	IPO	11.29	Integrae SIM
Reti	AIM / MAC	O	10.09.2020	IPO	11.76	Integrae SIM
Siemens Energy	BEM	O	29.09.2020	Spin off of Siemens to Siemens Energy
Labomar	AIM / MAC	O	05.10.2020	IPO	134.46	Banca Mediolanum
Franchi Umberto Marmi	AIM / MAC	O	05.10.2020	Business combination between TheSpac and Franchi Umberto Marmi	49.20	Intesa Sanpaolo
Esi	AIM / MAC	O	26.10.2020	IPO	17.30	Integrae SIM
Trendevice	AIM / MAC	O	27.10.2020	IPO	10.16	Envent Capital Markets
Osai Automation System	AIM / MAC	O	03.11.2020	IPO	30.14	BPER Banca
Euro Cosmetic	AIM / MAC	O	06.11.2020	IPO	25.56	Banca Profilo
Tecma Solutions	AIM / MAC	O	09.11.2020	IPO	37.59	Alantra Capital Markets
Promotica	AIM / MAC	O	27.11.2020	IPO	27.76	Integrae SIM

NEWLY ADMITTED COMPANIES (THROUGH IPOS, SPOS AND INSTITUTIONAL PLACINGS)

Security:	TRENDEVICE		Total		of which public		of which institutional
Offer period:	Offered shares:	max	3 333 999	min	-	max 3 333 999
	27.10.2020	Greenshoe:	max	-	-	-	-
Offer price:	0.81	Requested shares:
Bookbuilding range:-.....	Allotted shares:	3 333 999	3 333 999
Minimum lot:	- of which greenshoe:	-	-	-	-
Placed stake:	27.2%	Capital raised (ML euro):	2.70	2.70
		- from newly issued shares:	2.70
Blt alphabetical code:						
Bloomberg code:	Market and segment:	AIM ITALIA/MERCATO ALTERNATIVO DEL CAPITALE -			
Reuters code:	Sector:,			

Security:	OSAI AUTOMATION SYSTEM		Total		of which public		of which institutional
Offer period:	Offered shares:	max	4 500 000	min	-	max 4 500 000
	03.11.2020	Greenshoe:	max	666 000	-	-	-
Offer price:	1.50	Requested shares:
Bookbuilding range:-.....	Allotted shares:	5 166 000	5 166 000
Minimum lot:	- of which greenshoe:	666 000	-	-	666 000
Placed stake:	36.9%	Capital raised (ML euro):	7.75	7.75
		- from newly issued shares:	6.00
Blt alphabetical code:						
Bloomberg code:	Market and segment:	AIM ITALIA/MERCATO ALTERNATIVO DEL CAPITALE -			
Reuters code:	Sector:,			

Security:	EURO COSMETIC		Total		of which public		of which institutional
Offer period:	Offered shares:	max	1 269 600	min	-	max 1 269 600
	06.11.2020	Greenshoe:	max	155 600	-	-	-
Offer price:	6.30	Requested shares:
Bookbuilding range:-.....	Allotted shares:	1 269 600	1 269 600
Minimum lot:	- of which greenshoe:	-	-	-	-
Placed stake:	30.0%	Capital raised (ML euro):	8.00	8.00
		- from newly issued shares:	8.00
Blt alphabetical code:						
Bloomberg code:	Market and segment:	AIM ITALIA/MERCATO ALTERNATIVO DEL CAPITALE -			
Reuters code:	Sector:,			

Security:	TECMA SOLUTIONS		Total		of which public		of which institutional
Offer period:	Offered shares:	max	2 125 200	min	-	max 2 125 200
	09.11.2020	Greenshoe:	max	-	-	-	-
Offer price:	4.00	Requested shares:
Bookbuilding range:-.....	Allotted shares:	2 125 200	2 125 200
Minimum lot:	- of which greenshoe:	-	-	-	-
Placed stake:	27.0%	Capital raised (ML euro):	8.50	8.50
		- from newly issued shares:	8.50
Blt alphabetical code:						
Bloomberg code:	Market and segment:	AIM ITALIA/MERCATO ALTERNATIVO DEL CAPITALE -			
Reuters code:	Sector:,			

Security:	PROMOTICA		Total		of which public		of which institutional
Offer period:	Offered shares:	max	2 400 000	min	-	max 2 400 000
	27.11.2020	Greenshoe:	max	341 000	-	-	-
Offer price:	1.75	Requested shares:
Bookbuilding range:-.....	Allotted shares:	2 400 000	2 400 000
Minimum lot:	- of which greenshoe:	-	-	-	-
Placed stake:	15.0%	Capital raised (ML euro):	4.20	4.20
		- from newly issued shares:	4.20
Blt alphabetical code:						
Bloomberg code:	Market and segment:	AIM ITALIA/MERCATO ALTERNATIVO DEL CAPITALE -			
Reuters code:	Sector:,			

RIGHT ISSUES

N°	MKT	SEGM	SECURITIES	OPTION RIGHTS TRADING PERIOD		OFFER PRICE	OFFERED SHARES	ISSUE RATE	UNEXERCISED PREEMPTIVE RIGHTS (%)	ALLOTTED SHARES	CAPITAL RAISED (eur m)
				FROM	TO						
1	MTA	-	TREVI FIN INDUSTRIALE ORD	04.05.2020	18.05.2020	0.010	13 000 118 907	7899 ord / 1 ord	64.7%	13 000 118 907	130.00
2	MTA	-	BANCA INTERMOBILIARE ORD	13.07.2020	28.07.2020	0.039	943 386 377	23 ord / 17 ord	1.6%	943 386 377	36.79
3	AIM-MAC	-	EXPERT SYSTEM ORD	13.07.2020	28.07.2020	2.700	2 937 655	1 ord / 14 ord	7.4%	2 937 655	7.93
4	AIM-MAC	-	VETRYA ORD	20.07.2020	05.08.2020	5.000	411 451	1 ord / 16 ord	48.3%	212 895	AAI 1.06
5	MTA	-	EPRICE ORD	03.08.2020	09.09.2020	0.070	285 695 899	211 ord / 30 ord	25.4%	285 695 899	20.00
6	AIM-MAC	-	CASTA DIVA GROUP ORD	31.08.2020	17.09.2020	0.500	2 512 968	1 ord / 7 ord	65.2%	873 938	AAI 0.44
7	AIM-MAC	-	4AIM SICAF ORD	21.09.2020	09.10.2020	445.000	223 425	9 ord / 2 ord	100.0%	45	AAI 0.02
	AIM-MAC	-	4AIM SICAF WAR	21.09.2020	09.10.2020	-	223 425	1 : 1 new share	100.0%	45	AAI -
8	MIV	Professional	NB AURORA ORD	21.09.2020	07.10.2020	10.000	15 000 000	1 ord / 1 ord	77.0%	3 449 115	34.49
9	MTA	-	BPER BANCA ORD	05.10.2020	23.10.2020	0.900	891 398 064	8 ord / 5 ord, 476184 ord / 5 ocv	0.8%	891 398 064	802.26
10	AIM-MAC	-	INIZIATIVE BRESCIANE ORD	19.10.2020	05.11.2020	16.450	484 725	1 ord / 8 ord	17.6%	484 725	7.97
11	AIM-MAC	-	VISIBILIA EDITORE ORD	26.10.2020	12.11.2020	0.115	41 538 427	49 ord / 10 ord	74.5%	14 153 699	1.63
12	AIM-MAC	-	H-FARM ORD	02.11.2020	20.11.2020	0.250	15 932 500	5 ord / 28 ord	34.2%	15 430 660	3.86

NOTE: The right issue by Tesmec is currently underway.

SCRIP RIGHT ISSUES

N°	MKT	SECURITIES	EFFECTIVE DATE	NOMINAL VALUE		ISSUE RATE	SHARES OFFERED (number)	SHARES AFTER THE ISSUE	VALUE (eur m)
				BEFORE	AFTER				
1	AIM-MAC	WEBSOLUTE	05.10.2020	-	0.02	1:10	864 895	9 513 845	0.02
2	AIM-MAC	RENERGETICA	16.11.2020	0.1368	0.1368	1:10	735 098	8 086 098	0.10

TOTAL MONEY RAISED (eur m)

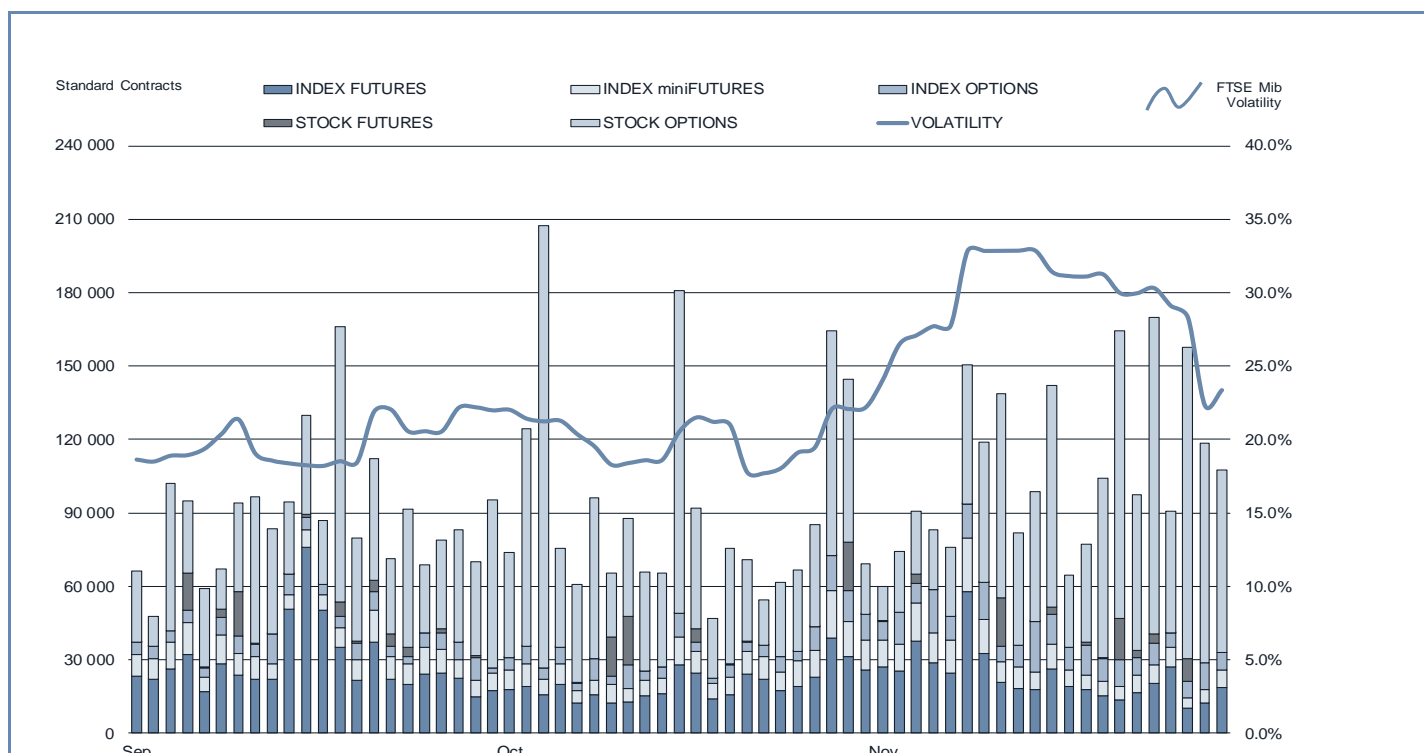
	NUMBER	SECURITIES		MONEY RAISED	INVESTORS				
		NEWLY ISSUED	SOLD		SHARE-HOLDERS	PUBLIC	EMPLOYEES	INSTIT. INVESTORS	OTHER
YEAR 2020 - TOTAL FROM CAPITAL INCREASE	12	1 046.5	-	1 046.5	1 046.5	-	-	-	-
MTA	4	989.1	-	989.1	989.1	-	-	-	-
- of which Star Investment	1	34.5	-	34.5	34.5	-	-	-	-
AIM-MAC	7	22.9	-	22.9	22.9	-	-	-	-
YEAR 2020 TOTAL FROM OPVS (excluding closed-end funds)	15	173.8	500.4	674.2	-	-	-	674.2	-
MTA	1	81.5	489.0	570.5	-	-	-	570.5	-
- of which Star Investment Companies	-	-	-	-	-	-	-	-	-
AIM-MAC	14	92.3	11.4	103.7	-	-	-	103.7	-
TOTAL IPO AND SPO	15	173.8	500.4	674.2	-	-	-	674.2	-
MTA	1	81.5	489.0	570.5	-	-	-	570.5	-
- of which Star Investment Companies	-	-	-	-	-	-	-	-	-
AIM-MAC	14	92.3	11.4	103.7	-	-	-	103.7	-
TOTAL YEAR 2020 (excluding closed-end funds)	27	1 220.2	500.4	1 720.6	1 046.5	-	-	674.2	-

TAKEOVER BIDS

N°	BIDDER	OFFER TYPE	TARGET SHARES	OFFER PERIOD		PRICE (eur)	SHARES		STAKE OWNED AFTER OFFER	TURNOVER (eur m)
				FROM	TO		REQUESTED	BOUGHT		
	FINKÉRAMOS	MANDATORY	GRUPPO CERAMICHE RICCHETTI	25.02.2019	29.03.2019	0.22	27 202 433	10 163 210	86.34%	2.19
	SOLAREEDGE INVESTMENT	MANDATORY	S.M.R.E.	18.03.2019	05.04.2019	6.00	9 840 023	9 713 223	99.43%	58.28
	NEXTE 1, BAYA, NOUS	VOLUNTARY	PLT ENERGIA	25.03.2019	12.04.2019	2.80	3 565 500	1 488 000	96.09%	4.17
	MED PLATFORM I HOLDING	VOLUNTARY	BOMI ITALIA	08.04.2019	10.05.2019	4.00	16 893 916	16 650 721	98.56%	66.60
	SAES GETTERS	VOLUNTARY	SAES GETTERS	06.05.2019	24.05.2019	23.00	3 900 000	6 475 263	81.09%	148.93
	ASTM	VOLUNTARY	SIAS	08.07.2019	26.07.2019	17.50	11 377 108	11 376 796	68.54%	199.09
	SUNRISE INVESTMENT	VOLUNTARY	ITALIAONLINE	29.07.2019	12.09.2019	2.82	12 656 520	3 047 771	2.66%	8.59
	ALPERIA	MANDATORY	GRUPPO GREEN POWER	30.09.2019	18.10.2019	3.70	838 830	436 941	86.53%	1.61
	AURORA DODICI	MANDATORY	BIODUE	04.11.2019	29.11.2019	6.50	1 809 380	1 347 356	95.36%	8.76
1	GAMMA BIDCO	MANDATORY	GAMENET	27.01.2020	14.02.2020	13.00	10 193 124	6 378 689	96.58%	82.92
2	GIANO HOLDING	MANDATORY	GEDI GRUPPO EDITORIALE	03.06.2020	30.06.2020	0.46	200 449 045	126 329 995	92.03%	58.11
3	RETELIT DIGITAL SERVICES	VOLUNTARY	RETELIT	10.06.2020	01.07.2020	1.78	11 875 000	8 762 774	7.68%	15.60
4	SPECIAL PACKAGING SOLUTIONS INVESTMENTS	VOLUNTARY	GUALA CLOSURES	08.06.2020	01.07.2020	6.00	12 468 373	8 256	4.36%	0.05
5	AGC BIOLOGICS ITALY	VOLUNTARY	MOLMED	01.06.2020	24.07.2020	0.52	463 450 672	432 081 597	93.23%	223.82
6	CENTRALE DEL LATTE D'ITALIA	MANDATORY	CENTRALE DEL LATTE D'ITALIA	06.07.2020	24.07.2020	1.00	7 339 778	2 803 210	67.60%	2.80
7	INTESA SANPAOLO	VOLUNTARY	UBI BANCA	06.07.2020	28.07.2020	0.57	1 144 285 146	1 031 958 027	91.01%	588.22
8	ROMULUS AND REMUS INVESTMENTS	MANDATORY	ROMA	25.09.2020	23.10.2020	0.12	84 413 785	1 412 890	86.80%	0.16
9	MZB HOLDING	VOLUNTARY	MASSIMO ZANETTI BEVERAGE	26.10.2020	20.11.2020	5.50	9 451 265	5 245 261	94.56%	28.85

AAI Before unexercised preemptive right auction
BEM Borsa Italiana Equity Market
AIMA AIM - Mercato Alternativo del Capitale

IDEM - DERIVATIVES TRADING



	DAYS	MONTH	TURNOVER							OPEN INTEREST (4) NUMBER OF CONTRACTS	
			TOTAL			DAILY AVERAGE					
			STANDARD CONTRACTS	TRADES NUMBER	TURNOVER (1) eur m	OTHER (2)	% TOT SHARES (3)	STANDARD CONTRACTS	TRADES NUMBER		TURNOVER eur m
INDEX FUTURES (5)	235	TOT 2020	6 249 157	4 686 096	612 924.1	-	109.0%	26 592	19 941	2 608.2	86 925
	22	OCT 2020	447 309	374 180	41 725.0	-	108.7%	20 332	17 008	1 896.6	87 388
	21	NOV 2020	497 575	385 853	50 445.8	-	86.2%	23 694	18 374	2 402.2	86 925
FTSE MIB INDEX miniFUTURES	235	TOT 2020	2 555 555	2 115 794	50 794.3	-	9.0%	10 875	9 003	216.1	15 738
	22	OCT 2020	196 045	167 247	3 703.5	-	9.6%	8 911	7 602	168.3	10 538
	21	NOV 2020	198 124	162 081	4 083.1	-	7.0%	9 434	7 718	194.4	15 738
FTSE MIB INDEX microFUTURES	31	TOT 2020	23 285	15 440	95.2	-	0.0%	751	498	3.1	1 443
	10	OCT 2020	4 343	2 514	16.2	-	0.0%	434	251	1.6	638
	21	NOV 2020	18 942	12 926	79.0	-	0.1%	902	616	3.8	1 443
FTSE MIB INDEX OPTIONS	235	TOT 2020	2 169 474	364 871	109 037.9	3 111.1	19.4%	9 232	1 553	464.0	344 473
	22	OCT 2020	143 434	26 534	6 631.0	164.8	17.3%	6 520	1 206	301.4	318 766
	21	NOV 2020	220 014	33 720	10 921.9	240.1	18.7%	10 477	1 606	520.1	344 473
STOCK FUTURES (6)	235	TOT 2020	1 062 063	1 214	2 624.6	-	0.5%	4 519	5	11.2	90 111
	22	OCT 2020	62 458	76	146.0	-	0.4%	2 839	3	6.6	56 491
	21	NOV 2020	62 074	76	145.6	-	0.3%	2 956	4	6.9	90 111
STOCK DIVIDEND FUTURES	235	TOT 2020	115 812	121	17.7	-	-	493	0.5	0.08	122 427
	22	OCT 2020	5 725	12	0.8	-	-	260	0.5	0.04	108 267
	21	NOV 2020	15 180	15	2.0	-	-	723	0.7	0.10	122 427
STOCK OPTIONS	235	TOT 2020	11 322 810	342 948	33 087.6	2 051.5	6.2%	48 182	1 459	140.8	5 970 856
	22	OCT 2020	1 190 878	29 444	2 475.1	136.1	6.8%	54 131	1 338	112.5	5 645 283
	21	NOV 2020	1 298 291	35 991	3 202.6	155.7	5.8%	61 823	1 714	152.5	5 970 856
EQUITY DERIVATIVES TOTAL	235	TOT 2020	23 498 156	7 526 484	808 581.3	5 162.5	143.8%	99 992	32 028	3 440.8	6 631 973
	22	OCT 2020	2 050 192	600 007	54 697.5	300.9	142.5%	93 191	27 273	2 486.3	6 227 371
	21	NOV 2020	2 310 200	630 662	68 880.0	395.8	117.7%	110 010	30 032	3 280.0	6 631 973
ELECTRICITY FUTURES	235	TOT 2020	420	52	12.7	250 870	-	1.8	0.2	0.05	105
	22	OCT 2020	90	11	2.3	43 320	-	4.1	0.5	0.10	65
	21	NOV 2020	50	5	1.1	21 840	-	2.4	0.2	0.05	105
WHEAT FUTURE	235	TOT 2020	-	-	-	-	-	-	-	-	-
	22	OCT 2020	-	-	-	-	-	-	-	-	-
	21	NOV 2020	-	-	-	-	-	-	-	-	-
IDEM TOTAL	235	TOT 2020	23 498 576	7 526 536	808 594.0	-	-	99 994	32 028	3 440.8	6 632 078
	22	OCT 2020	2 050 282	600 018	54 699.8	-	-	93 195	27 274	2 486.4	6 227 436
	21	NOV 2020	2 310 250	630 667	68 881.1	-	-	110 012	30 032	3 280.1	6 632 078

(1) The notional turnover is computed as the product of contracts number, price and index multiplier for index futures; contracts number, price and size multiplier for stock futures; contracts number, strike prices and index multiplier for index options; contracts number, strike prices and sizes for stock options.

(2) Premium in euro million for options and equity derivatives total; traded MWh for electricity future, tons for wheat future.

(3) As percentage on shares turnover (total shares for Index derivatives and Idem total; shares with underlying listed on Borsa Italiana for stock futures and stock options).

(4) Gross figures for Open positions at the end of period.

(5) Includes data for FTSE MIB index futures, FTSE MIB index dividend futures and FTSE PIR PMI index futures.

(6) Includes data for European stock futures.

Additional Information:

This publication uses only electronic trading data (daily and after hours sessions); trades that are reported to Borsa Italiana under its rules but executed away from its electronic order books are not included.

Shares of foreign companies, which are exclusively listed on Borsa Italiana and on no other European Exchange, are considered Domestic Companies, included in the Domestic Capitalisation and in the Domestic Trading figures.

* MIV figures include Investment Companies, SPAC and FIA.

There were 21 trading days in November 2020 and 21 trading days in November 2019 on Borsa Italiana.

There were 235 trading days in the period January - November 2020 and 234 trading days in the period January - November 2019.

This document contains text, data, graphics, photographs, illustrations, artwork, names, logos, trade marks, service marks and information ("Information") connected with Borsa Italiana S.p.A. ("Borsa Italiana").

All reasonable efforts have been made to ensure that the Information in this document was correct at the time of publication. However, Borsa Italiana Spa accepts no liability for decisions taken, or systems-related or other work carried out by any party based on this document. The publication of this document does not represent solicitation, by Borsa Italiana, of public saving and is not to be considered as a recommendation by Borsa Italiana as to the suitability of the investment, if any, herein described.

© November 2020 Borsa Italiana S.p.A. All rights reserved.

4th December 2020 - 15:00

Markets Analysis
Piazza degli Affari, 6 - 20123 Milano
T +39 02 724261 | Fax +39 02 8646.4323
e-mail: markets_analysis@borsaitaliana.it
www.borsaitaliana.it



London
Stock Exchange Group