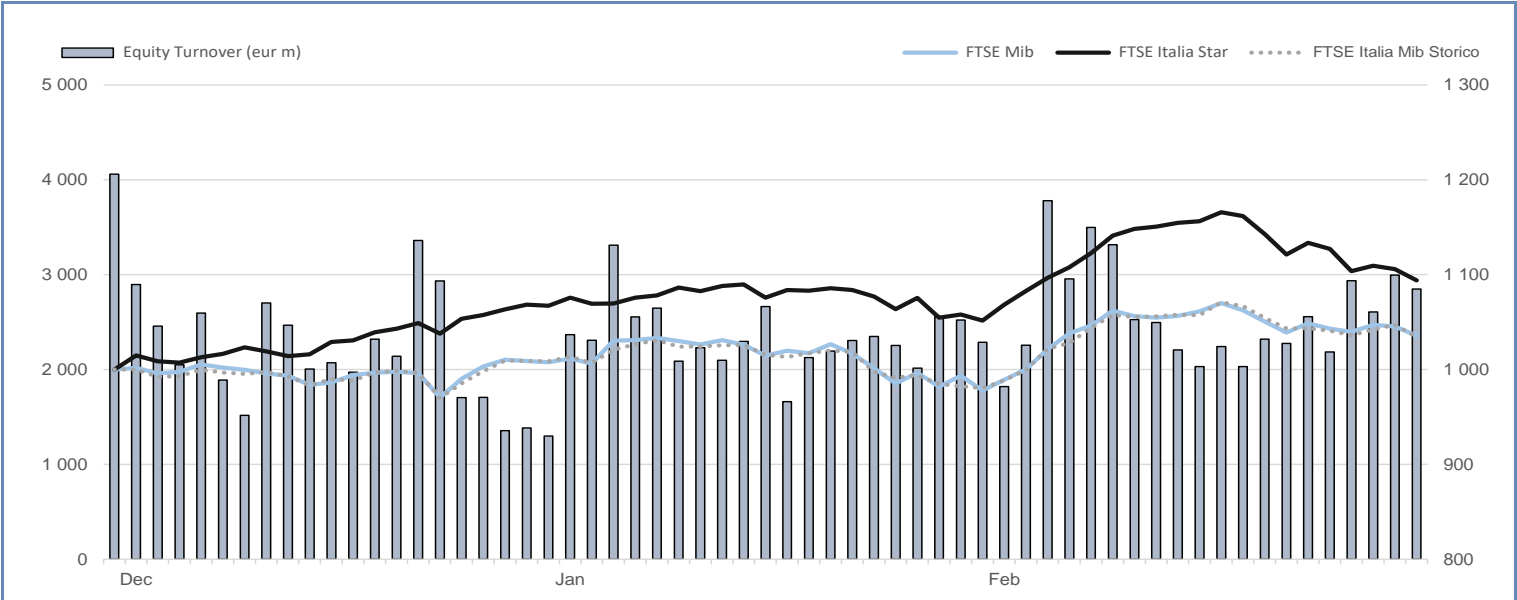




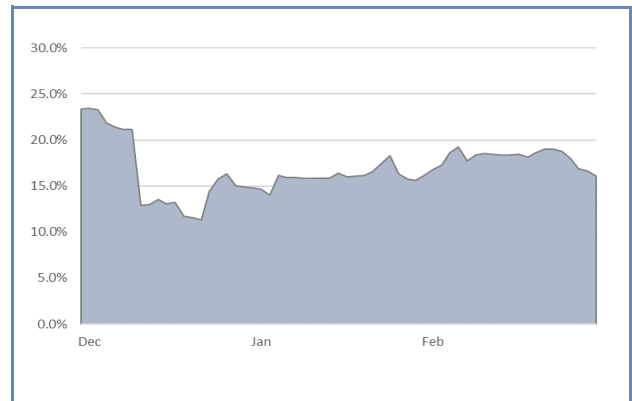
EQUITY DAILY TURNOVER AND MAIN INDICES (base = 1000 30.11.2020)



STOCK INDICES

		29 JAN 2021	26 FEB 2021	Var. % MoM	Var. % 2020 end	Volatility FEB 2021
FTSE Italia Mib Storico	▲	19 745	20 826	5.5%	2.5%	14.9%
FTSE Mib	▲	21 573	22 849	5.9%	2.8%	15.4%
FTSE Italia Star	▲	43 961	45 739	4.0%	2.5%	18.6%
FTSE Italia PIR PMI TR	▲	26 594	28 301	6.4%	4.3%	15.9%
FTSE Italia Brands	▲	14 960	15 827	5.8%	2.7%	14.8%

FTSE MIB VOLATILITY



TRADING - DAILY AVERAGE

	(*)	JAN-FEB 2020		JAN-FEB 2021		FEB 2021	
		Trades Number	Turnover eur m	Trades Number	Turnover eur m	Trades Number	Turnover eur m
Shares	▼	335 343	2 791.8	357 639	2 468.1	372 830	2 594.3
Securitized Derivatives	▼	12 170	112.7	10 898	78.0	11 214	79.4
ETFplus	▲	29 826	552.6	43 161	558.2	46 126	581.2
Fixed Income	▲	13 415	745.2	13 830	846.5	14 895	886.9

(*) Indicators are related to turnover figures.

LISTING

	30 DEC 2020	29 JAN 2021	26 FEB 2021
MTA Domestic	235	234	233
of which STAR	75	74	73
MTA Foreign	3	3	3
of which STAR	1	1	1
MIV *	1	1	1
Global Equity Market	87	86	86
AIM Italia - MAC	138	138	138
Listed Companies Total	464	462	461
Warrant	76	76	76
MIV Closed End Funds	12	12	12
ATFund	94	94	94
ETF	1 116	1 118	1 123
ETC\ETN	218	218	219
ETFplus Total	1 334	1 336	1 342
Securitized Derivatives	9 678	10 628	11 626
Convertibles Bonds	11	11	11
Mot - Government Bonds	152	154	156
Mot - Bonds	79	78	73
Mot - Eurobonds and ABSs	1 084	1 115	1 130
MOT Total	1 315	1 347	1 359
Extramot	814	798	679
Fixed Income Total	2 129	2 145	2 038

MOST TRADED SHARES IN THE MONTH

Shares	Mkt	Turnover eur m	% TOT
Intesa Sanpaolo	MTA	5 707.7	11.0%
Unicredit	MTA	4 591.3	8.8%
Eni	MTA	4 081.3	7.9%
Enel	MTA	3 800.9	7.3%
Stellantis	MTA	3 041.2	5.9%

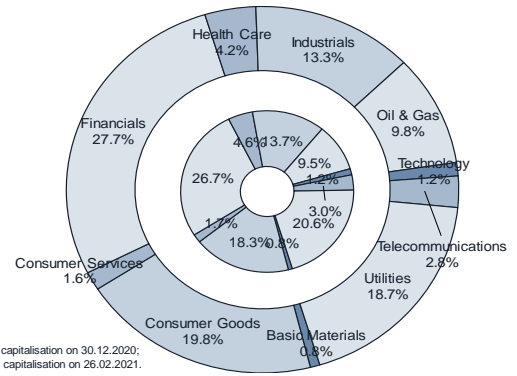
BEST PERFORMANCES IN THE MONTH

Shares	Mkt	Var. % MoM	Var % 2019 end
Bialetti Industrie	MTA	156.2%	156.3%
Sostravel.Com	AIMMA	57.3%	44.8%
Clabo	AIMMA	56.4%	137.2%
Autostrade Meridionali	MTA	52.8%	48.4%
Sciuker Frames	AIMMA	50.4%	122.5%

Performances are computed with no-rounded official prices.
Performance is not included for shares not listed at 2020 end or unlimited suspended at February 2021 end or at 2020 end.

CAPITALISATION

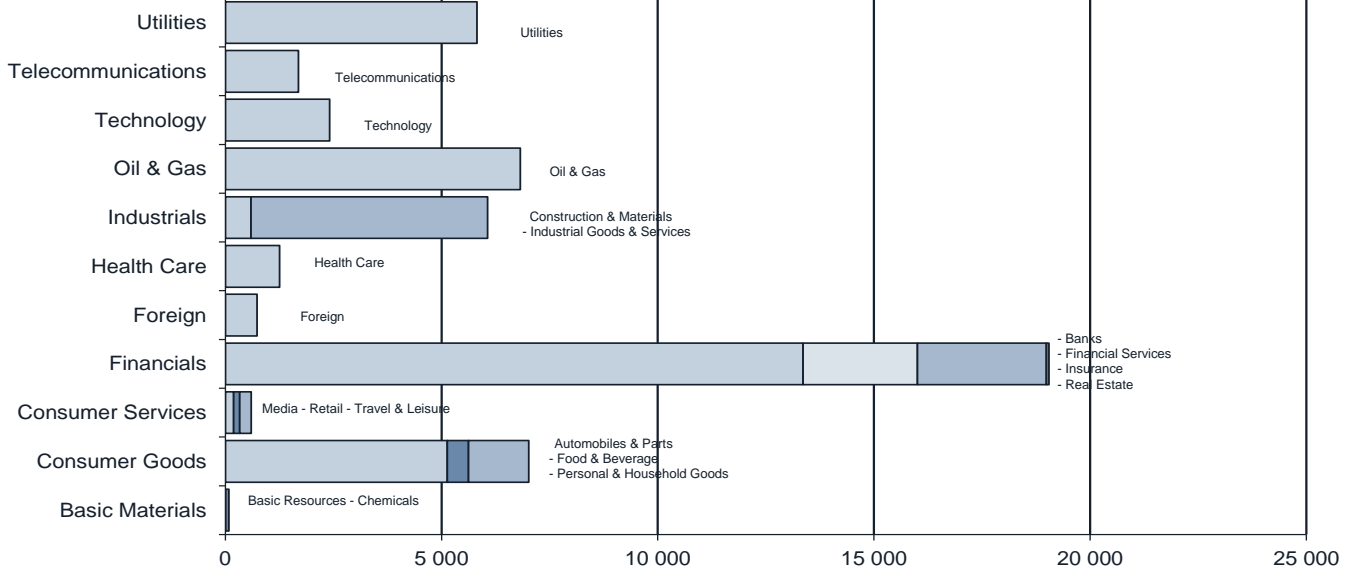
Domestic Companies Capitalisation (eur m)	30 DEC 2020	29 JAN 2021	26 FEB 2021
MTA Capitalisation	600 448	594 199	629 092
of which STAR	47 885	43 693	45 300
MIV *	204	202	205
AIM Italia - MAC	5 854	6 031	6 431
Total	606 505	600 432	635 728
Capitalisation (% GDP)			
MTA	36.8%	35.1%	37.1%
of which STAR	2.9%	2.6%	2.7%
Total	37.2%	35.4%	37.5%
Capitalisation (% Tot.)			
FTSE MIB Shares	80.6%	81.3%	81.1%



TRADING

SHARES	JAN-FEB 2020		JAN-FEB 2021		FEB 2021		Other Instruments	JAN-FEB 2020		JAN-FEB 2021		FEB 2021	
	Trades Number	Turnover eur m	Trades Number	Turnover eur m	Trades Number	Turnover eur m		Trades Number	Turnover eur m	Trades Number	Turnover eur m	Trades Number	Turnover eur m
MTA Domestic	13 350 994	110 311.9	13 445 663	92 021.5	7 038 909	48 720.6	SeDex	511 157	4 734.2	435 919	3 120.7	224 287	1 588.7
of which STAR	1 316 721	4 409.2	1 245 941	3 958.3	644 593	2 000.0	Warrant	25 642	32.5	27 025	49.0	16 408	33.3
MTA Foreign	451 916	5 670.1	447 076	4 438.8	208 968	2 081.2	MIV Closed End Funds	7 724	36.7	3 402	8.7	1 969	5.4
of which STAR	4 874	29.9	8 476	44.1	4 508	23.9	ATFund	1 035	45.2	326	33.9	185	22.7
MIV *	99	4.3	21	0.3	8	0.2	ETF	815 381	18 517.9	1 283 668	17 717.4	675 600	9 057.5
Global Equity Market	98 643	730.6	182 066	1 626.6	86 394	732.4	ETC/ETN	437 319	4 689.7	442 776	4 611.9	246 915	2 566.4
AIM Italia - MAC	182 758	539.5	230 726	635.3	122 311	352.5	ETFplus	1 252 700	23 207.6	1 726 444	22 329.2	922 515	11 623.9
Total	14 084 410	117 256.4	14 305 552	98 722.5	7 456 590	51 887.0	Convertible Bonds	573	5.9	763	4.8	330	2.6
FTSE MIB Shares							Subscription rights	-	-	3 105	1.2	2 760	1.2
% Shares Total	73.4%	88.7%	75.4%	88.3%	74.8%	87.9%	Mot - Government Bonds	411 933	28 336.9	446 609	31 768.6	238 654	16 477.2
							Mot - Bonds	33 198	555.8	17 975	303.7	9 343	163.9
							Mot - Eurobonds and ABSs	106 544	1 914.8	87 058	1 713.7	49 105	1 054.2
							ExtraMOT	11 738	491.7	1 574	74.9	797	42.3
							Fixed Income Total	563 413	31 299.2	553 216	33 860.9	297 899	17 737.6

INDUSTRY/SUPERSECTOR TURNOVER (eur m)



NEW LISTINGS

RECENT EVENTS

ISSUER	MKT	SEGM	SHARES	FIRST TRADING DAY	EVENT	1st DAY CAPITALISATION (eur m)	SPONSOR (NOMAD for AIM Italia)
Promotica	AIM / MAC	-	O	27.11.2020	IPO	27.76	Integrae SIM
Pharmanutra	MTA	Star	O	15.12.2020	Transition from AIM to MTA Star	337.08	Mediobanca – Banca di Credito Finanziario
Comal	AIM / MAC	-	O	16.12.2020	IPO	27.97	Alantra Capital Markets SV
Tenax International	AIM / MAC	-	O	18.12.2020	IPO	7.34	EnVent Capital Markets
Igeamed	AIM / MAC	Professional	O	22.12.2020	IPO	3.39	Integrae SIM
Salcef Group	MTA	-	O	22.12.2020	Transition from AIM to MTA	484.77	Banca Akros
Mit Sim	AIM / MAC	Professional	O	28.12.2020	IPO	10.37	EnVent Capital Markets
Convergenze	AIM / MAC	-	O	30.12.2020	IPO	17.95	Integrae SIM
Planetel	AIM / MAC	-	O	30.12.2020	IPO	29.96	Alantra Capital Markets SV
Eviso	AIM / MAC	-	O	30.12.2020	IPO	48.88	Alantra Capital Markets SV
Vantea Smart	AIM / MAC	-	O	27.01.2021	IPO	35.78	Integrae SIM

NEWLY ADMITTED COMPANIES (THROUGH IPOS, SPOS AND INSTITUTIONAL PLACINGS)

Security:	MIT SIM		Total		of which public		of which institutional
Offer period:	Offered shares:	max	425 000	min	-	max 425 000
	28.12.2020	Greenshoe:	max	-	-	-	-
Offer price:	5.64	Requested shares:
Bookbuilding range:	Allotted shares:	425 000	425 000
Minimum lot:	- of which greenshoe:	-	-	-	-
Placed stake:	23.1%	Capital raised (ML euro):	2.40	2.40
		- from newly issued shares:	2.40
Blt alphabetical code:						
Bloomberg code:	Market and segment:	AIM ITALIA/MERCATO ALTERNATIVO DEL CAPITALE - Professional Segment			
Reuters code:	Sector:			

Security:	CONVERGENZE		Total		of which public		of which institutional
Offer period:	Offered shares:	max	1 429 000	min	-	max 1 429 000
	30.12.2020	Greenshoe:	max	171 000	-	-	-
Offer price:	1.75	Requested shares:
Bookbuilding range:	Allotted shares:	1 600 000	1 600 000
Minimum lot:	- of which greenshoe:	171 000	-	-	171 000
Placed stake:	22.8%	Capital raised (ML euro):	2.80	2.80
		- from newly issued shares:	2.80
Blt alphabetical code:						
Bloomberg code:	Market and segment:	AIM ITALIA/MERCATO ALTERNATIVO DEL CAPITALE -			
Reuters code:	Sector:			

Security:	PLANETEL		Total		of which public		of which institutional
Offer period:	Offered shares:	max	2 100 000	min	-	max 2 100 000
	30.12.2020	Greenshoe:	max	-	-	-	-
Offer price:	3.60	Requested shares:
Bookbuilding range:	Allotted shares:	2 100 000	2 100 000
Minimum lot:	- of which greenshoe:	-	-	-	-
Placed stake:	31.8%	Capital raised (ML euro):	7.51	7.51
		- from newly issued shares:	7.51
Blt alphabetical code:						
Bloomberg code:	Market and segment:	AIM ITALIA/MERCATO ALTERNATIVO DEL CAPITALE -			
Reuters code:	Sector:			

Security:	EVISO		Total		of which public		of which institutional
Offer period:	Offered shares:	max	4 971 428	min	-	max 4 971 428
	30.12.2020	Greenshoe:	max	171 415	-	-	-
Offer price:	1.75	Requested shares:
Bookbuilding range:	Allotted shares:	5 142 843	5 142 843
Minimum lot:	- of which greenshoe:	171 415	-	-	171 415
Placed stake:	20.9%	Capital raised (ML euro):	9.00	9.00
		- from newly issued shares:	8.00
Blt alphabetical code:						
Bloomberg code:	Market and segment:	AIM ITALIA/MERCATO ALTERNATIVO DEL CAPITALE -			
Reuters code:	Sector:			

Security:	VANTEA SMART		Total		of which public		of which institutional
Offer period:	Offered shares:	max	2 000 000	min	-	max 2 000 000
	27.01.2021	Greenshoe:	max	300 000	-	-	-
Offer price:	2.20	Requested shares:
Bookbuilding range:	Allotted shares:	2 300 000	2 300 000
Minimum lot:	- of which greenshoe:	300 000	-	-	300 000
Placed stake:	19.2%	Capital raised (ML euro):	5.06	5.06
		- from newly issued shares:	4.40
Blt alphabetical code:						
Bloomberg code:	Market and segment:	AIM ITALIA/MERCATO ALTERNATIVO DEL CAPITALE -			
Reuters code:	Sector:			

RIGHT ISSUES

N° MKT	SEGM	SECURITIES	OPTION RIGHTS TRADING PERIOD		OFFER PRICE	OFFERED SHARES	ISSUE RATE	UNEXERCISED PREEMPTIVE RIGHTS (%)	ALLOTTED SHARES	CAPITAL RAISED (eur m)	
			FROM	TO							
AIM-MAC	-	VETRYA ORD	20.07.2020	05.08.2020	5.00	411 451	1 ord / 16 ord	48.3%	212 895	AAI	1.06
MTA	-	EPRICE ORD	03.08.2020	09.09.2020	0.07	285 695 899	211 ord / 30 ord	25.4%	285 695 899		20.00
AIM-MAC	-	CASTA DIVA GROUP ORD	31.08.2020	17.09.2020	0.50	2 512 968	1 ord / 7 ord	65.2%	873 938	AAI	0.44
AIM-MAC	-	4AIM SICAF ORD	21.09.2020	09.10.2020	445.00	223 425	9 ord / 2 ord	100.0%	45	AAI	0.02
AIM-MAC	-	4AIM SICAF WAR	21.09.2020	09.10.2020	-	223 425	1 : 1 new share	100.0%	45	AAI	-
MIV	Professional	NB AURORA ORD	21.09.2020	07.10.2020	10.00	15 000 000	1 ord / 1 ord	77.0%	3 449 115		34.49
MTA	-	BPER BANCA ORD	05.10.2020	23.10.2020	0.90	891 398 064	8 ord / 5 ord, 476184 ord / 5 occv	0.8%	891 398 064		802.26
AIM-MAC	-	INIZIATIVE BRESCIANE ORD	19.10.2020	05.11.2020	16.45	484 725	1 ord / 8 ord	17.6%	484 725		7.97
AIM-MAC	-	VISIBILIA EDITORE ORD	26.10.2020	12.11.2020	0.115	41 538 427	49 ord / 10 ord	74.5%	14 153 699		1.63
AIM-MAC	-	H-FARM ORD	02.11.2020	20.11.2020	0.25	15 932 500	5 ord / 28 ord	34.2%	15 430 660		3.86
MTA	Star	TESMEC ORD	23.11.2020	10.12.2020	0.07	499 376 200	200 ord / 41 ord	2.9%	499 376 200		34.96
1 AIM-MAC	-	ITALIA INDEPENDENT ORD	25.01.2021	18.02.2021	1.67	4 659 226	13 ord / 28 ord	6.9%	4 339 647	AAI	7.25
2 AIM-MAC	-	SG COMPANY ORD	25.01.2021	11.02.2021	0.20	12 092 744	1 ord / 1 ord	0.1%	12 092 744		2.42
AIM-MAC	-	SG COMPANY WAR	25.01.2021	11.02.2021	-	6 046 371	1 : 2 new share	0.1%	6 046 371		-

Note: The right issue by AEDES is currently underway.

SCRIP RIGHT ISSUES

N° MKT	SECURITIES	EFFECTIVE DATE	NOMINAL VALUE		ISSUE RATE	SHARES OFFERED (number)	SHARES AFTER THE ISSUE	VALUE (eur m)
			BEFORE	AFTER				
1 AIM-MAC	WEBSOLUTE	05.10.2020	0.02	0.02	1:10	864 895	9 513 845	0.02
2 AIM-MAC	RENERGETICA	16.11.2020	0.1368	0.1368	1:10	735 098	8 086 098	0.10

TOTAL MONEY RAISED (eur m)

	NUMBER	SECURITIES		MONEY RAISED	INVESTORS				
		NEWLY ISSUED	SOLD		SHARE-HOLDERS	PUBLIC	EMPLOYEES	INSTIT. INVESTORS	OTHER
YEAR 2021 - TOTAL FROM CAPITAL INCREASE	2	9.7	-	9.7	9.7	-	-	-	-
MTA	-	-	-	-	-	-	-	-	-
- of which Star	-	-	-	-	-	-	-	-	-
Investment	-	-	-	-	-	-	-	-	-
AIM-MAC	2	9.7	-	9.7	9.7	-	-	-	-
YEAR 2021 TOTAL FROM OPVS (excluding closed-end funds)	1	4.4	0.7	5.1	-	-	-	5.1	-
MTA	-	-	-	-	-	-	-	-	-
- of which Star	-	-	-	-	-	-	-	-	-
Investment Companies	-	-	-	-	-	-	-	-	-
AIM-MAC	1	4.4	0.7	5.1	-	-	-	5.1	-
TOTAL IPO AND SPO	1	4.4	0.7	5.1	-	-	-	5.1	-
MTA	-	-	-	-	-	-	-	-	-
- of which Star	-	-	-	-	-	-	-	-	-
Investment Companies	-	-	-	-	-	-	-	-	-
AIM-MAC	1	4.4	0.7	5.1	-	-	-	5.1	-
TOTAL YEAR 2021 (excluding closed-end funds)	3	14.1	0.7	14.7	9.7	-	-	5.1	-

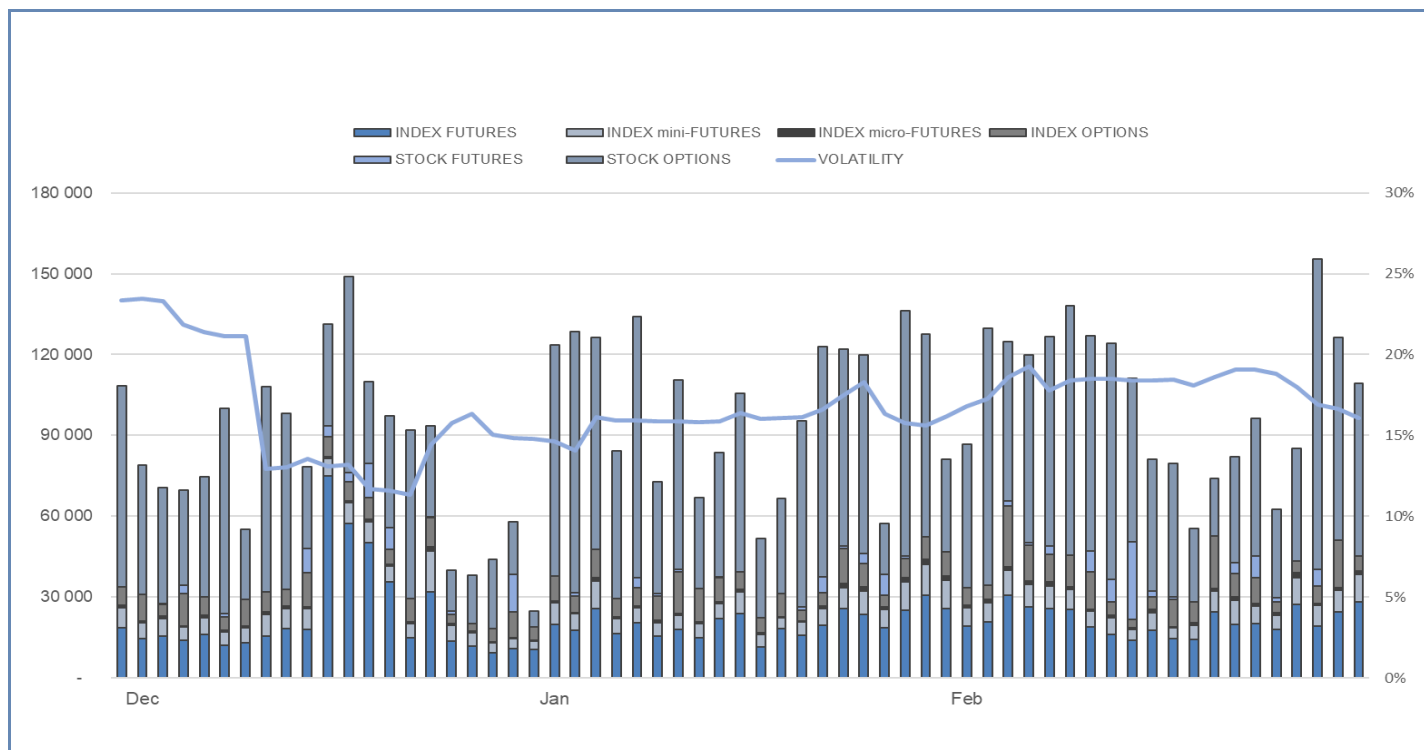
TAKEOVER BIDS

N° BIDDER	OFFER TYPE	TARGET SHARES	OFFER PERIOD		PRICE (eur)	SHARES		STAKE OWNED AFTER OFFER	TURNOVER (eur m)
			FROM	TO		REQUESTED	BOUGHT		
SPECIAL PACKAGING SOLUTIONS INVESTMENTS	VOLUNTARY	GUALA CLOSURES	08.06.2020	01.07.2020	6.00	12 468 373	8 256	4.36%	0.05
AGC BIOLOGICS ITALY	VOLUNTARY	MOLMED	01.06.2020	24.07.2020	0.52	463 450 672	432 081 597	93.23%	223.82
CENTRALE DEL LATTE D'ITALIA	MANDATORY	CENTRALE DEL LATTE D'ITALIA	06.07.2020	24.07.2020	1.00	7 339 778	2 803 210	67.60%	2.80
INTESA SANPAOLO	VOLUNTARY	UBI BANCA	06.07.2020	28.07.2020	0.57	1 144 285 146	1 031 958 027	91.01%	588.22
ROMULUS AND REMUS INVESTMENTS	MANDATORY	ROMA	25.09.2020	23.10.2020	0.12	84 413 785	1 412 890	86.80%	0.16
MTA	VOLUNTARY	MASSIMO ZANETTI BEVERAGE	26.10.2020	20.11.2020	5.50	9 451 265	5 245 261	94.56%	28.85
1 CPI PROPERTY GROUP	MANDATORY	NOVA RE	14.12.2020	22.01.2021	2.36	10 974 349	9 348 018	84.89%	22.06
2 IMA BidCo	MANDATORY	IMA	14.12.2020	14.01.2021	68.00	13 920 441	10 971 409	98.19%	746.06
3 TEMISTOCLE	MANDATORY	TECHEDGE	28.12.2020	22.01.2021	5.40	11 570 926	10 958 241	97.62%	59.17

Note: The offer on ordinary shares of CFT is currently underway.

AAI Before unexercised preemptive right auction
BEM Borsa Italiana Equity Market
AIMMA AIM - Mercato Alternativo del Capitale

IDEM - DERIVATIVES TRADING



	DAYS	MONTH	TURNOVER							OPEN INTEREST (4) NUMBER OF CONTRACTS	
			STANDARD CONTRACTS	TRADES NUMBER	TOTAL TURNOVER (1) eur m	OTHER (2)	% TOT SHARES (3)	STANDARD CONTRACTS	TRADES NUMBER		TURNOVER eur m
INDEX FUTURES (5)	40	TOT 2021	834 583	647 564	92 264.3	-	93.5%	20 865	16 189	2 306.6	85 869
	20	JAN 2021	408 600	316 123	44 513.9	-	95.0%	20 430	15 806	2 225.7	77 496
	20	FEB 2021	425 983	331 441	47 750.4	-	92.0%	21 299	16 572	2 387.5	85 869
FTSE MIB INDEX miniFUTURES	40	TOT 2021	284 170	248 231	6 415.1	-	6.5%	7 104	6 206	160.4	15 063
	20	JAN 2021	140 965	123 885	3 128.2	-	6.7%	7 048	6 194	156.4	10 119
	20	FEB 2021	143 205	124 346	3 286.9	-	6.3%	7 160	6 217	164.3	15 063
FTSE MIB INDEX microFUTURES	40	TOT 2021	39 166	27 483	176.7	-	0.2%	979	687	4.4	2 207
	20	JAN 2021	18 926	13 610	83.8	-	0.2%	946	681	4.2	1 427
	20	FEB 2021	20 240	13 873	92.8	-	0.2%	1 012	694	4.6	2 207
FTSE MIB INDEX OPTIONS	40	TOT 2021	355 741	47 448	19 624.4	430.8	19.9%	8 894	1 186	490.6	274 715
	20	JAN 2021	165 399	21 772	8 884.3	195.6	19.0%	8 270	1 089	444.2	247 591
	20	FEB 2021	190 342	25 676	10 740.1	235.2	20.7%	9 517	1 284	537.0	274 715
STOCK FUTURES (6)	40	TOT 2021	69 716	104	216.9	-	0.3%	1 743	3	5.4	40 555
	20	JAN 2021	19 277	43	63.0	-	0.2%	964	2	3.1	26 320
	20	FEB 2021	50 439	61	153.9	-	0.3%	2 522	3	7.7	40 555
STOCK DIVIDEND FUTURES	40	TOT 2021	32 035	46	5.5	-	-	801	1.2	0.14	81 695
	20	JAN 2021	8 495	27	1.7	-	-	425	1.4	0.08	90 255
	20	FEB 2021	23 540	19	3.8	-	-	1 177	1.0	0.19	81 695
STOCK OPTIONS	40	TOT 2021	2 497 153	66 899	7 635.0	402.1	8.2%	62 429	1 672	190.9	4 728 017
	20	JAN 2021	1 255 518	31 001	4 159.1	219.9	9.5%	62 776	1 550	208.0	4 320 803
	20	FEB 2021	1 241 635	35 898	3 475.9	182.2	7.1%	62 082	1 795	173.8	4 728 017
EQUITY DERIVATIVES TOTAL	40	TOT 2021	4 112 564	1 037 775	126 337.9	832.9	128.0%	102 814	25 944	3 158.4	5 228 121
	20	JAN 2021	2 017 180	506 461	60 834.0	415.5	129.9%	100 859	25 323	3 041.7	4 774 011
	20	FEB 2021	2 095 384	531 314	65 503.9	417.4	126.2%	104 769	26 566	3 275.2	5 228 121
ELECTRICITY FUTURES	40	TOT 2021	-	-	-	-	-	-	-	-	80
	20	JAN 2021	-	-	-	-	-	-	-	-	120
	20	FEB 2021	-	-	-	-	-	-	-	-	80
WHEAT FUTURE	40	TOT 2021	-	-	-	-	-	-	-	-	-
	20	JAN 2021	-	-	-	-	-	-	-	-	-
	20	FEB 2021	-	-	-	-	-	-	-	-	-
IDEM TOTAL	40	TOT 2021	4 112 564	1 037 775	126 337.9	-	-	102 814	25 944	3 158.4	5 228 201
	20	JAN 2021	2 017 180	506 461	60 834.0	-	-	100 859	25 323	3 041.7	4 774 131
	20	FEB 2021	2 095 384	531 314	65 503.9	-	-	104 769	26 566	3 275.2	5 228 201

(1) The notional turnover is computed as the product of contracts number, price and index multiplier for index futures; contracts number, price and size multiplier for stock futures; contracts number, strike prices and index multiplier for index options; contracts number, strike prices and sizes for stock options.

(2) Premium in euro million for options and equity derivatives total; traded MWh for electricity future, tons for wheat future.

(3) As percentage on shares turnover (total shares for Index derivatives and Idem total; shares with underlying listed on Borsa Italiana for stock futures and stock options).

(4) Gross figures for Open positions at the end of period.

(5) Includes data for FTSE MIB index futures, FTSE MIB index dividend futures and FTSE PIR PMI index futures.

(6) Includes data for European stock futures.

Additional Information:

This publication uses only electronic trading data (daily and after hours sessions); trades that are reported to Borsa Italiana under its rules but executed away from its electronic order books are not included.

Shares of foreign companies, which are exclusively listed on Borsa Italiana and on no other European Exchange, are considered Domestic Companies, included in the Domestic Capitalisation and in the Domestic Trading figures.

* MIV figures include Investment Companies, SPAC and FIA.

There were 20 trading days in February 2021 and 20 trading days in February 2020 on Borsa Italiana.

There were 40 trading days in the period January - February 2021 and 42 trading days in the period January - February 2020.

This document contains text, data, graphics, photographs, illustrations, artwork, names, logos, trade marks, service marks and information ("Information") connected with Borsa Italiana S.p.A. ("Borsa Italiana").

All reasonable efforts have been made to ensure that the Information in this document was correct at the time of publication. However, Borsa Italiana Spa accepts no liability for decisions taken, or systems-related or other work carried out by any party based on this document. The publication of this document does not represent solicitation, by Borsa Italiana, of public saving and is not to be considered as a recommendation by Borsa Italiana as to the suitability of the investment, if any, herein described.

© February 2021 Borsa Italiana S.p.A. All rights reserved.

2nd March 2021 - 13:00