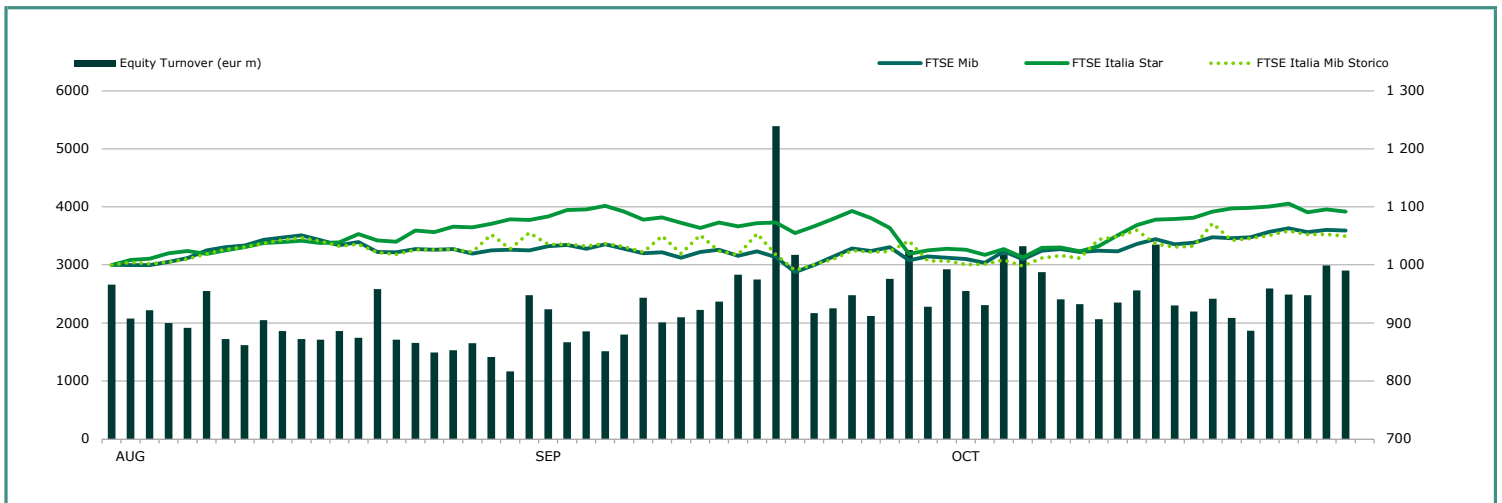


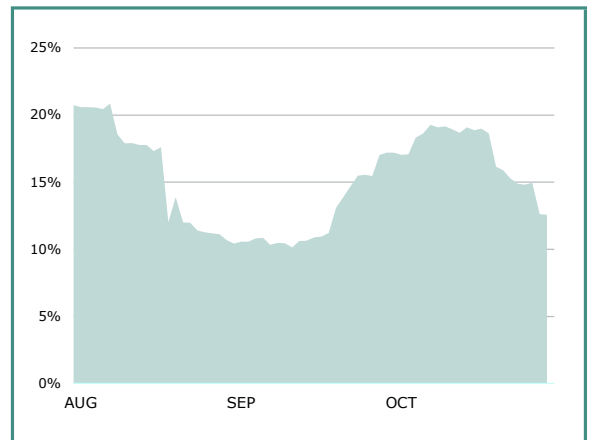
EQUITY DAILY TURNOVER AND MAIN INDICES (base = 1000 30.07.2021)



STOCK INDICES

	30 SEP 2021	29 OCT 2021	Var. % MoM	Var. % 2020 end	Volatility OCT 2021
FTSE Italia Mib Storico ▲	22 993	23 968	4.2%	18.0%	23.2%
FTSE Mib ▲	25 684	26 876	4.6%	20.9%	12.9%
FTSE Italia Star ▲	59 488	63 177	6.2%	41.6%	14.3%
FTSE Italia PIR PMI TR ▲	35 081	36 710	4.6%	35.3%	12.9%
FTSE Italia Brands ▲	20 081	21 555	7.3%	39.9%	14.3%

FTSE MIB VOLATILITY



TRADING - DAILY AVERAGE

	JAN-OCT 2020		JAN-OCT 2021		OCT 2021	
	Trades Number	Turnover eur m	Trades Number	Turnover eur m	Trades Number	Turnover eur m
Shares ▲	344 246	2 353.5	331 175	2 368.6	355 223	2 567.0
Securitized Derivatives ▼	11 055	73.3	9 017	70.0	9 176	79.6
ETFplus ▼	34 908	523.7	33 132	470.9	32 883	498.1
Fixed Income ▼	15 992	815.6	11 803	627.7	11 214	627.6

(*) Indicators are related to turnover figures.

LISTING

	30 DEC 2020	30 SEP 2021	29 OCT 2021
Euronext Milan Domestic	235	230	230
of which STAR	75	75	76
Euronext Milan Foreign	3	3	3
of which STAR	1	1	1
Euronext MIV Milan *	1	1	1
Global Equity Market	87	87	87
Euronext Growth Milan	138	153	156
Listed Companies Total	464	474	477
Warrant	76	68	66
MIV Closed End Funds	12	11	11
ATFund	94	87	86
ETF	1 116	1 213	1 234
ETC\ETN	218	221	221
ETFplus Total	1 334	1 434	1 455
Securitized Derivatives	9 678	13 460	14 768
Convertibles Bonds	11	9	8
Mot - Government Bonds	152	159	158
Mot - Bonds	79	61	59
Mot - Eurobonds and ABSs	1 084	1 162	1 172
MOT Total	1 315	1 382	1 389
Extramot	814	643	641
Fixed Income Total	2 129	2 025	2 030

MOST TRADED SHARES IN THE MONTH

Shares	Mkt	Turnover eur m	% TOT
Intesa Sanpaolo	EXM	5 413.1	10.0%
Eni	EXM	5 080.4	9.4%
Enel	EXM	4 640.5	8.6%
Unicredit	EXM	3 974.8	7.4%
Stellantis	EXM	3 859.9	7.2%

BEST PERFORMANCES IN THE MONTH

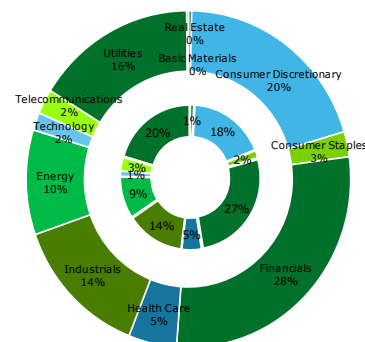
Shares	Mkt	Var. % MoM	Var % 2020 end
Wm Capital	EGM	80.7%	33.4%
Spindex	EGM	71.8%	
Alerion Cleanpower	EXM	61.7%	134.2%
Matica Fintec	EGM	39.4%	93.3%
Tesla	BGEM	38.3%	70.4%

Performances are computed with no-rounded official prices.
Performance is not included for shares not listed at 2020 end or unlimited suspended at October 2021 end or at 2020 end.

CAPITALISATION

Domestic Companies Capitalisation (eur m)	30 DEC 2020	30 SEP 2021	29 OCT 2021
Euronext Milan	600 448	717 280	746 249
of which STAR	47 885	61 172	66 502
Euronext MIV Milan *	204	207	200
Euronext Growth Milan	5 854	9 375	9 921
Total	606 505	726 862	756 370
Capitalisation (% GDP)			
Euronext Milan	36.4%	41.5%	43.2%
of which STAR	2.9%	3.5%	3.8%
Total	36.8%	42.1%	43.8%
Capitalisation (% Tot.)			
FTSE MIB Shares	80.6%	80.4%	80.3%

Capitalization is computed with no-rounded official prices.

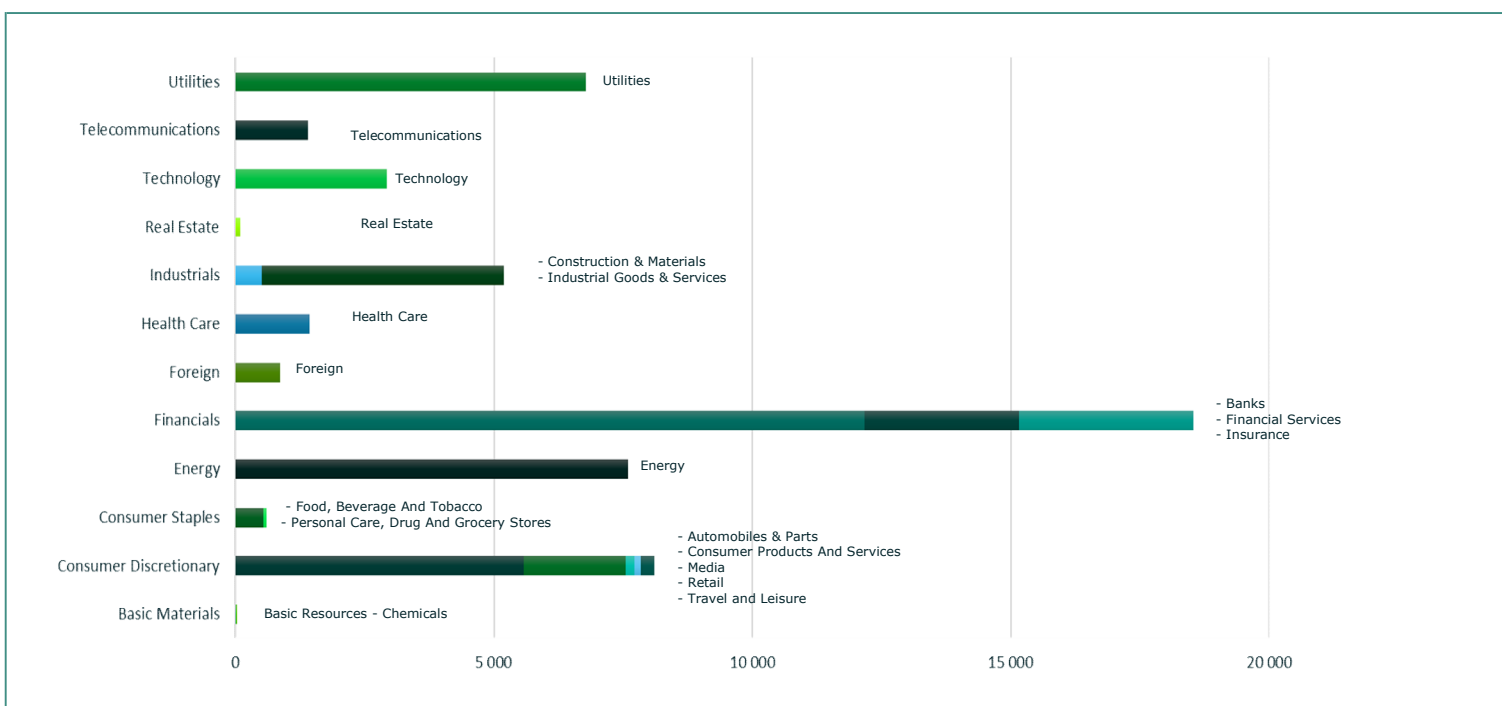


Note: internal chart: capitalisation on 30.12.2020;
external chart: capitalisation on 29.10.2021.
The new ICB classification framework is effective after the close of March 19, 2021.

TRADING

SHARES	JAN-OCT 2020		JAN-OCT 2021		OCTOBER 2021		Other Instruments	JAN-OCT 2020		JAN-OCT 2021		OCTOBER 2021	
	Trades Number	Turnover eur m	Trades Number	Turnover eur m	Trades Number	Turnover eur m		Trades Number	Turnover eur m	Trades Number	Turnover eur m	Trades Number	Turnover eur m
Euronext Milan Domestic	70 241 600	476 059.6	66 229 546	472 333.7	7 034 939	50 380.2	SeDex	2 365 705	15 693.8	1 920 553	14 919.1	192 692	1 671.1
of which STAR	6 275 727	19 919.3	7 317 825	25 499.8	875 490	3 338.3	Warrant	73 745	80.7	134 865	222.6	15 588	26.7
Euronext Milan Foreign	2 177 778	21 771.1	2 225 485	21 811.4	209 080	2 279.4	MIV Closed End Funds	24 850	98.7	16 593	46.2	1 315	4.8
of which STAR	26 742	145.5	26 536	138.1	2 277	9.8	ATFund	1 969	101.7	1 393	119.1	126	8.9
Euronext MIV Milan *	237	5.6	125	2.1	37	0.5	ETF	4 382 445	84 891.8	5 112 050	78 075.2	456 496	7 814.2
Global Equity Market	645 213	4 271.3	866 473	6 865.9	82 193	851.7	ETC/ETN	3 087 812	27 173.9	1 945 170	22 217.8	234 053	2 645.8
Euronext Growth Milan	603 856	1 547.3	1 218 577	3 488.4	133 436	394.9	ETFplus	7 470 257	112 065.8	7 057 220	100 293.0	690 549	10 460.0
Total	73 668 684	503 654.8	70 540 206	504 501.4	7 459 685	53 906.7	Convertible Bonds	1 947	16.0	3 443	25.2	245	1.3
FTSE MIB Shares							Subscription rights	158 218	127.4	78 527	66.4	17 036	10.6
% Shares Total	75.4%	88.6%	72.4%	86.3%	71.9%	85.3%	Mot - Government Bonds	2 795 052	163 350.2	2 051 393	125 024.5	185 171	12 011.3
							Mot - Bonds	130 154	1 792.5	70 726	1 113.2	6 900	101.6
							Mot - Eurobonds and ABS	429 614	7 193.3	386 686	7 230.4	42 993	1 035.5
							ExtraMOT	67 536	2 202.9	5 209	338.7	431	31.5
							Fixed Income Total	3 422 356	174 538.8	2 514 014	133 706.8	235 495	13 179.9

INDUSTRY/SUPERSECTOR TURNOVER (eur m)



NEW LISTINGS

RECENT EVENTS

ISSUER	MKT	SEGM	SHARES	FIRST TRADING DAY	EVENT	1st DAY CAPITALISATION (eur m)	LISTING SPONSOR (EURONEXT GROWTH ADVISOR for EGM)
Industrial Stars Of Italy 4	EGM	...	0	08.07.2021	IPO	137.74	Banca Akros
Fine Foods & Pharmaceuticals Ntm	EXM	Star	0	12.07.2021	Transition from EGM to Euronext Star	300.40	Banca Akros
Ala	EGM	...	0	20.07.2021	IPO	88.96	Equita SIM
Giglio.Com	EGM	...	0	23.07.2021	IPO	61.42	Alantra Capital Markets
Compagnia Dei Caraibi	EGM	...	0	28.07.2021	IPO	55.12	Ilimity Bank
Nusco	EGM	...	0	04.08.2021	IPO	18.81	Integrae SIM
Omer	EGM	...	0	04.08.2021	IPO	101.01	Envent Capital Markets LTD
Ulisse Biomed	EGM	...	0	06.08.2021	IPO	23.01	BPER Banca
Destination Italia	EGM	...	0	19.10.2021	IPO	23.14	Integrae SIM
Intermonte Partners Sim	EGM	...	0	21.10.2021	IPO	112.69	BPER Banca
Defence Tech Holding	EGM	...	0	29.10.2021	IPO	117.00	Equita SIM

NEWLY ADMITTED COMPANIES (THROUGH IPOS, SPOS AND INSTITUTIONAL PLACINGS)

Security:	OMER		Total		of which public	of which institutional
Offer period:	Offered shares:	max	6 500 000	min - max	6 500 000
	04.08.2021	Greenshoe:	max	975 000	-	-
Offer price:	3.40	Requested shares:
Bookbuilding range:-....	Allotted shares:	7 475 000	7 475 000
Minimum lot:	- of which greenshoe:	975 000	-	975 000
Placed stake:	26.0%	Capital raised (ML euro):	25.42	25.42
		- from newly issued shares:	12.75		
Bit alphabetical code:					
Bloomberg code:	Market and segment:	EURONEXT GROWTH MILAN		
Reuters code:	Sector:		

Security:	ULISSE BIOMED		Total		of which public	of which institutional
Offer period:	Offered shares:	max	2 250 000	min - max	2 250 000
	06.08.2021	Greenshoe:	max	250 000	-	-
Offer price:	2.00	Requested shares:
Bookbuilding range:-....	Allotted shares:	2 500 000	2 500 000
Minimum lot:	- of which greenshoe:	250 000	-	250 000
Placed stake:	33.3%	Capital raised (ML euro):	5.00	5.00
		- from newly issued shares:	5.00		
Bit alphabetical code:					
Bloomberg code:	Market and segment:	EURONEXT GROWTH MILAN		
Reuters code:	Sector:		

Security:	DESTINATION ITALIA		Total		of which public	of which institutional
Offer period:	Offered shares:	max	3 157 500	min - max	3 157 500
	19.10.2021	Greenshoe:	max	472 500	-	-
Offer price:	0.95	Requested shares:
Bookbuilding range:-....	Allotted shares:	3 157 500	3 157 500
Minimum lot:	- of which greenshoe:	-	-	-
Placed stake:	27.1%	Capital raised (ML euro):	3.00	3.00
		- from newly issued shares:	3.00		
Bit alphabetical code:					
Bloomberg code:	Market and segment:	EURONEXT GROWTH MILAN -		
Reuters code:	Sector:		

Security:	INTERMONTE PARTNERS SIM		Total		of which public	of which institutional
Offer period:	Offered shares:	max	13 062 500	min - max	13 062 500
	21.10.2021	Greenshoe:	max	687 500	-	-
Offer price:	2.80	Requested shares:
Bookbuilding range:-....	Allotted shares:	13 062 500	13 062 500
Minimum lot:	- of which greenshoe:	-	-	-
Placed stake:	36.1%	Capital raised (ML euro):	36.58	36.58
		- from newly issued shares:	-		
Bit alphabetical code:					
Bloomberg code:	Market and segment:	EURONEXT GROWTH MILAN -		
Reuters code:	Sector:		

Security:	DEFENCE TECH HOLDING		Totale		di cui Pubblico	di cui Istituzionali
Offer period:	Offered shares:	max	7 142 857	min - max	7 142 857
	29.10.2021	Greenshoe:	max	-	-	-
Offer price:	3.50	Requested shares:
Bookbuilding range:-....	Allotted shares:	7 142 857	7 142 857
Minimum lot:	- of which greenshoe:	-	-	-
Placed stake:	28.0%	Capital raised (ML euro):	25.00	25.00
		- from newly issued shares:	25.00		
Bit alphabetical code:					
Bloomberg code:	Market and segment:	EURONEXT GROWTH MILAN -		
Reuters code:	Sector:		

RIGHT ISSUES

N° MKT	SEGM	SECURITIES	OPTION RIGHTS TRADING PERIOD		OFFER PRICE	OFFERED SHARES	ISSUE RATE	UNEXERCISED PREEMPTIVE RIGHTS (%)	ALLOTTED SHARES	CAPITAL RAISED (eur m)
			FROM	TO						
3	EXM	- AEDES ORD	22.02.2021	11.03.2021	0.19	228 121 590	46 ord / 7 ord	19.2%	205 641 574	39.07
4	EXM	- PININFARINA ORD	31.05.2021	21.06.2021	0.96	27 135 585	1 ord / 2 ord	10.2%	24 386 708	23.41
5	EGM	- SOSTRAVEL.COM ORD	07.06.2021	23.06.2021	1.00	1 196 245	1 ord / 5 ord	5.6%	1 196 245	1.20
	EGM	- SOSTRAVEL.COM WAR	07.06.2021	23.06.2021	-	11 962 450	10 : 1 new share	5.6%	11 962 450	-
6	EGM	- TRAWELL CO ORD	07.06.2021	23.06.2021	1.00	1 859 925	3 ord / 1 ord	2.2%	1 859 925	1.86
	EGM	- TRAWELL CO WAR	07.06.2021	23.06.2021	-	3 719 850	2 : 1 new share	2.2%	3 719 850	-
7	EXM	- AUTOGRILL ORD	14.06.2021	29.06.2021	4.59	130 633 542	13 ord / 25 ord	0.8%	130 633 542	599.61
8	EGM	- CLEANBNB ORD	28.06.2021	16.07.2021	1.20	1 657 330	5 ord / 21 ord	11.4%	1 655 915	1.99
9	EGM	- UCAPITAL24 ORD	05.07.2021	22.07.2021	1.26	634 920	3 ord / 20 ord	61.1%	634 920	0.80
	EGM	- UCAPITAL24 WAR	05.07.2021	22.07.2021	-	634 920	1 : 1 new share	61.1%	634 920	-
10	EXM	- OVS ORD	12.07.2021	26.07.2021	1.25	63 923 470	13 ord / 46 ord	3.4%	63 923 470	79.90
11	EGM	- DIGITAL MAGICS ORD	27.09.2021	15.10.2021	3.65	2 181 438	2 ord / 7 ord	15.0%	2 181 438	7.96
12	EGM	- ASKOLL EVA ORD	04.10.2021	21.10.2021	1.13	6 875 955	5 ord / 14 ord	34.6%	4 500 015	AAI 5.09
13	EXM	- SAFILO GROUP ORD	11.10.2021	28.10.2021	0.979	137 851 923	1 ord / 2 ord	0.6%	137 851 923	134.96

SCRIP RIGHT ISSUES

N° MKT	SECURITIES	EFFECTIVE DATE	NOMINAL VALUE		ISSUE RATE	SHARES OFFERED (number)	SHARES AFTER THE ISSUE	VALUE (eur m)
			BEFORE	AFTER				
EGM	WEBSOLUTE	05.10.2020	0.02	0.02	1:10	864 895	9 513 845	0.02
EGM	RENERGETICA	16.11.2020	0.1368	0.1368	1:10	735 098	8 086 098	0.10

TOTAL MONEY RAISED (eur m)

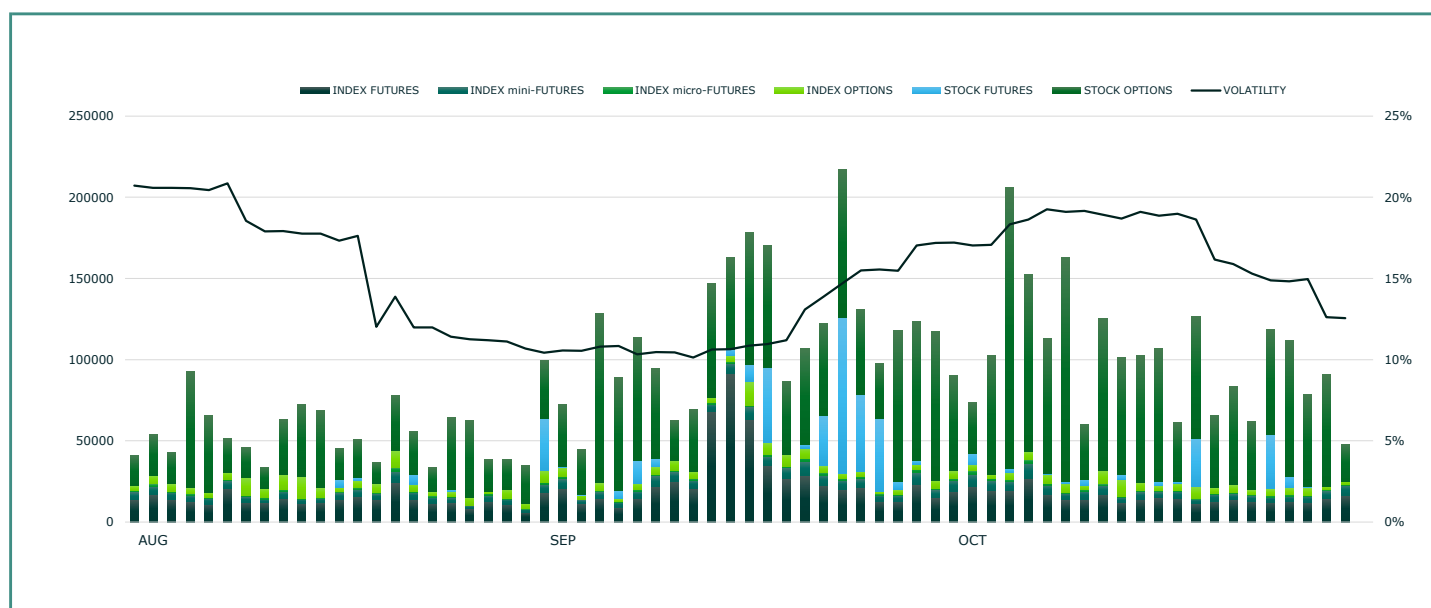
	NUMBER	SECURITIES		MONEY RAISED	INVESTORS				
		NEWLY ISSUED	SOLD		SHARE-HOLDERS	PUBLIC	EMPLOYEES	INSTIT. INVESTORS	OTHER
YEAR 2021 - TOTAL FROM CAPITAL INCREASE	13	906.0	-	906.0	906.0	-	-	-	-
Euronext Milan	5	877.0	-	877.0	877.0	-	-	-	-
- of which Star	-	-	-	-	-	-	-	-	-
Euronext MIV Milan*	-	-	-	-	-	-	-	-	-
Euronext Growth Milan	8	29.1	-	29.1	29.1	-	-	-	-
YEAR 2021 TOTAL FROM OPVS (excluding closed-end fund)	28	766.4	151.1	917.5	-	-	-	917.5	-
Euronext Milan	3	215.7	90.1	305.8	-	-	-	305.8	-
- of which Star	1	100.1	39.7	139.8	-	-	-	139.8	-
Euronext MIV Milan*	-	-	-	-	-	-	-	-	-
Euronext Growth Milan	25	550.7	61.0	611.7	-	-	-	611.7	-
TOTAL IPO AND SPO	28	766.4	151.1	917.5	-	-	-	917.5	-
Euronext Milan	5	15.1	0.4	15.5	-	-	-	15.5	-
- of which Star	1	2.5	0.4	2.9	-	-	-	2.9	-
Euronext MIV Milan*	-	-	-	-	-	-	-	-	-
Euronext Growth Milan	22	621.3	150.1	771.4	-	-	-	771.4	-
TOTAL YEAR 2021 (excluding closed-end funds)	41	1 672.4	151.1	1 823.5	906.0	-	-	917.5	-

TAKEOVER BIDS

N° BIDDER	OFFER TYPE	TARGET SHARES	OFFER PERIOD		PRICE (eur)	SHARES		STAKE OWNED AFTER OFFER	TURNOVER (eur m)
			FROM	TO		REQUESTED	BOUGHT		
1	MANDATORY	NOVA RE	14.12.2020	22.01.2021	2.36	10 974 349	9 348 018	84.89%	22.06
2	MANDATORY	IMA	14.12.2020	14.01.2021	68.00	13 920 441	10 971 409	98.19%	746.06
3	MANDATORY	TECHEDGE	28.12.2020	22.01.2021	5.40	11 570 926	10 958 241	97.62%	59.17
4	VOLUNTARY	CFT	08.02.2021	12.03.2021	4.60	16 026 357	14 864 713	92.75%	68.38
5	VOLUNTARY	CREDITO VALTELLINESE	30.03.2021	21.04.2021	12.50	68 428 903	62 232 666	91.17%	777.91
6	VOLUNTARY	ASTM	13.04.2021	10.05.2021	28.00	66 937 880	59 662 202	95.54%	1 670.54
7	MANDATORY	ELETTRA INVESTIMENTI	03.05.2021	21.05.2021	10.60	257 574	152 162	97.26%	1.61
	VOLUNTARY	WARR ELETTRA INVESTIMENTI 2015-2021	03.05.2021	21.05.2021	1.06	183 033	143 860	98.94%	0.15
8	VOLUNTARY	PANARIAGROUP INDUSTRIE CERAMICHE	10.05.2021	07.06.2021	2.00	11 389 406	5 952 693	95.22%	11.91
9	MANDATORY	GUALA CLOSURES	18.05.2021	07.06.2021	8.20	36 534 714	30 999 792	94.93%	254.20
10	VOLUNTARY	CARRARO	17.05.2021	05.07.2021	2.55	21 331 916	11 063 843	95.28%	28.21
11	MANDATORY	EUKEDOS	21.06.2021	09.07.2021	1.17	5 906 743	4 240 251	92.67%	4.96
12	MANDATORY	AMM	23.06.2021	13.07.2021	2.40	1 452 000	868 500	96.59%	2.08
	VOLUNTARY	WARR AMM 2019-2022	23.06.2021	13.07.2021	0.80	146 475	104 427	71.29%	0.08
13	MANDATORY	ISAGRO	14.06.2021	02.07.2021	2.76	12 550 877	7 335 111	91.45%	20.24
14	VOLUNTARY	CIR	21.06.2021	29.07.2021	0.51	156 862 745	156 862 745	14.12%	80.00
15	VOLUNTARY	CERVED GROUP	16.07.2021	09.09.2021	10.20	195 274 979	154 073 094	79.97%	1 571.55
16	VOLUNTARY	RETELIT	26.07.2021	01.10.2021	3.10	117 041 550	101 963 359	94.99%	316.09
17	VOLUNTARY	CATTOLICA ASSICURAZIONI	04.10.2021	29.10.2021	6.75	174 293 926	138 842 677	84.47%	937.19

AAI Before unexercised preemptive right auction
 BEM Borsa Italiana Equity Market
 EGM Euronext Growth Milan
 EXM Euronext Milan

IDEM - DERIVATIVES TRADING



	DAYS	MONTH	TURNOVER							OPEN INTEREST (4)	
			TOTAL			DAILY AVERAGE					
			STANDARD CONTRACTS	TRADES NUMBER	TURNOVER (1) eur m	OTHER (2)	% TOT SHARES (3)	STANDARD CONTRACTS	TRADES NUMBER		TURNOVER eur m
INDEX FUTURES (5)	213	TOT 2021	4 323 502	2 990 771	524 069.8	-	103.9%	20 298	14 041	2 460.4	125 503
	22	SEP 2021	597 409	341 037	75 640.5	-	137.4%	27 155	15 502	3 438.2	117 850
	21	OCT 2021	322 835	269 312	41 503.1	-	77.0%	15 373	12 824	1 976.3	125 503
FTSE MIB INDEX miniFUTURES	213	TOT 2021	1 178 712	1 019 404	28 712.3	-	5.7%	5 534	4 786	134.8	9 027
	22	SEP 2021	121 128	103 700	3 108.5	-	5.6%	5 506	4 714	141.3	5 672
	21	OCT 2021	100 242	87 387	2 597.0	-	4.8%	4 773	4 161	123.7	9 027
FTSE MIB INDEX microFUTURES	213	TOT 2021	190 504	134 449	934.0	-	0.2%	894	631	4.4	2 140
	22	SEP 2021	23 189	15 974	118.9	-	0.2%	1 054	726	5.4	1 276
	21	OCT 2021	18 734	13 730	96.9	-	0.2%	892	654	4.6	2 140
FTSE MIB INDEX OPTIONS	213	TOT 2021	1 388 104	232 549	82 172.3	1 496.4	16.3%	6 517	1 092	385.8	239 279
	22	SEP 2021	104 095	22 622	6 479.7	111.1	11.8%	4 732	1 028	294.5	227 493
	21	OCT 2021	96 693	20 988	5 945.1	130.6	11.0%	4 604	999	283.1	239 279
STOCK FUTURES (6)	213	TOT 2021	1 080 708	563	2 876.4	-	0.7%	5 074	3	13.5	260 060
	22	SEP 2021	307 330	67	635.0	-	1.3%	13 970	3	28.9	298 248
	21	OCT 2021	91 858	61	245.6	-	0.5%	4 374	3	11.7	260 060
STOCK DIVIDEND FUTURES	213	TOT 2021	83 677	155	44.4	-	-	393	1	0.2	70 929
	22	SEP 2021	4 873	20	19.2	-	-	222	0.9	0.9	70 789
	21	OCT 2021	230	8	0.6	-	-	11	0.4	0.0	70 929
STOCK OPTIONS	213	TOT 2021	11 905 333	318 066	40 802.1	1 975.0	8.7%	55 894	1 493	191.6	5 452 847
	22	SEP 2021	1 385 923	31 829	4 841.9	218.8	9.5%	62 997	1 447	220.1	5 002 905
	21	OCT 2021	1 521 794	30 525	5 223.7	279.5	10.5%	72 466	1 454	248.7	5 452 847
EQUITY DERIVATIVES TOTAL	213	TOT 2021	20 150 540	4 695 957	679 611.2	3 471.4	134.7%	94 603	22 047	3 190.7	6 159 785
	22	SEP 2021	2 543 947	515 249	90 843.7	329.8	165.0%	115 634	23 420	4 129.3	5 724 233
	21	OCT 2021	2 152 386	422 011	55 611.9	410.0	103.2%	102 495	20 096	2 648.2	6 159 785
ELECTRICITY FUTURES	213	TOT 2021	-	-	-	-	-	-	-	-	30
	22	SEP 2021	-	-	-	-	-	-	-	-	45
	21	OCT 2021	-	-	-	-	-	-	-	-	30
WHEAT FUTURE	213	TOT 2021	-	-	-	-	-	-	-	-	-
	22	SEP 2021	-	-	-	-	-	-	-	-	-
	21	OCT 2021	-	-	-	-	-	-	-	-	-
IDEM TOTAL	213	TOT 2021	20 150 540	4 695 957	679 611.22	-	-	94 603	22 047	3 190.7	6 159 815
	22	SEP 2021	2 543 947	515 249	90 843.68	-	-	115 634	23 420	4 129.3	5 724 278
	21	OCT 2021	2 152 386	422 011	55 611.92	-	-	102 495	20 096	2 648.2	6 159 815

(1) The notional turnover is computed as the product of contracts number, price and index multiplier for index futures; contracts number, price and size multiplier for stock futures; contracts number, strike prices and index multiplier for index options; contracts number, price and size multiplier for stock options.

(2) Premium in euro million for options and equity derivatives total; traded MWH for electricity future, tons for wheat future.

(3) As percentage on shares turnover (total shares for Index derivatives and Idem total; shares with underlying listed on Borsa Italiana for stock futures and stock options).

(4) Gross figures for Open positions at the end of period.

(5) Includes data for FTSE MIB index futures, FTSE MIB index dividend futures and FTSE PIR PMI index futures.

(6) Includes data for European stock futures.

Additional Information:

This publication uses only electronic trading data (daily and after hours sessions).

Shares of foreign companies, which are exclusively listed on Borsa Italiana and on no other European Exchange, are considered Domestic Companies Capitalisation, included in the Domestic and in the Domestic Trading figures.

* Euronext MIV Milan figures include Investment Companies, SPAC and FIA.

There were 21 trading days in October 2021 and 22 trading days in October 2020 on Borsa Italiana.

There were 213 trading days in the period January - October 2021 and 214 trading days in the period January - October 2020.

3rd Nov 2021 - 18:20

Markets Analysis
Piazza degli Affari, 6 - 20123 Milano
T. +39 02 724261 | Fax +39 02 8646 4323
e-mail: markets_analysis@borsaitaliana.it
www.borsaitaliana.it



This publication is for information purposes only and is not a recommendation to engage in investment activities. This publication is provided "as is" without representation or warranty of any kind. Whilst all reasonable care has been taken to ensure the accuracy of the content, Euronext does not guarantee its accuracy or completeness. Euronext will not be held liable for any loss or damages of any nature ensuing from using, trusting or acting on information provided. No information set out or referred to in this publication shall form the basis of any contract. The creation of rights and obligations in respect of financial products that are traded on the exchanges operated by Euronext's subsidiaries shall depend solely on the applicable rules of the market operator. All proprietary rights and interest in or connected with this publication shall vest in Euronext. No part of it may be redistributed or reproduced in any form without the prior written permission of Euronext. Euronext disclaims any duty to update this information. Euronext refers to Euronext N.V. and its affiliates. Information regarding trademarks and intellectual property rights of Euronext is located at www.euronext.com/terms-use.

© 2021, Euronext N.V. - All rights reserved