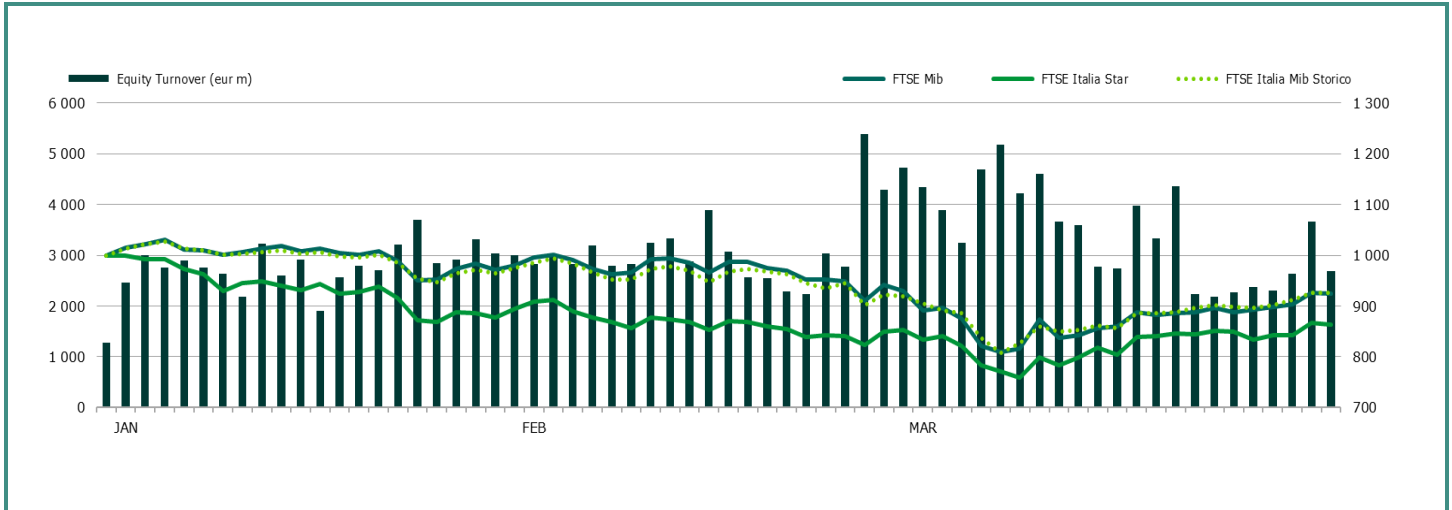
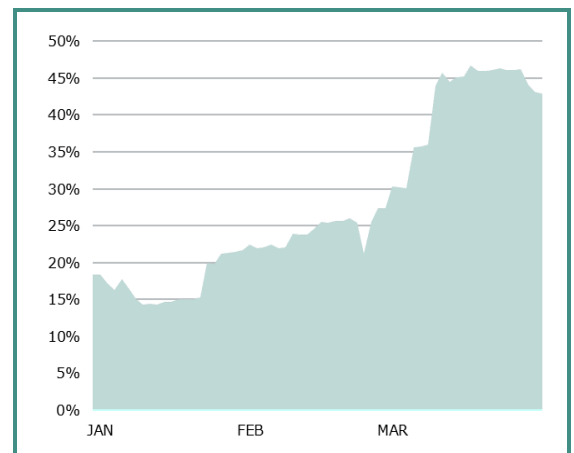


EQUITY DAILY TURNOVER AND MAIN INDICES (base = 1000 30.12.2021)

STOCK INDICES

	28 FEB 2022	31 MAR 2022	Var. % MoM	Var. % 2021 end	Volatility MAR 2022
FTSE Italia Mib Storico ▲	23 773	23 888	0.5%	-7.7%	33.0%
FTSE Mib ▲	25 416	25 021	-1.6%	-8.5%	42.6%
FTSE Italia Star ▼	55 031	54 819	-0.4%	-15.1%	36.4%
FTSE Italia PIR PMI TR ▼	32 722	32 201	-1.6%	-12.0%	39.0%
FTSE Italia Brands ▼	19 700	18 982	-3.6%	-13.7%	54.4%

FTSE MIB VOLATILITY

TRADING - DAILY AVERAGE

	(*)	JAN-MAR 2021		JAN-MAR 2022		MAR 2022	
		Trades Number	Turnover eur m	Trades Number	Turnover eur m	Trades Number	Turnover eur m
Shares ▲		368 075	2 602.9	411 446	3 136.8	477 905	3 376.3
Securitisised Derivatives ▲		10 680	76.2	10 992	74.3	11 287	70.9
ETFplus ▲		41 704	562.9	45 822	631.0	51 545	677.8
Fixed Income ▼		13 314	772.6	11 648	482.2	12 193	505.2

(*) Indicators are related to turnover figures.

LISTING

	30 DEC 2021	28 FEB 2022	31 MAR 2022
Euronext Milan Domestic	229	230	230
of which STAR	73	73	73
Euronext Milan Foreign	3	3	3
of which STAR	1	1	1
Euronext MIV Milan *	1	1	1
Global Equity Market	87	87	87
Euronext Growth Milan	174	177	176
Listed Companies Total	494	498	497
Warrant	72	73	75
MIV Closed End Funds	11	11	11
ATFund	86	85	84
ETF	1 260	1 294	1 303
ETC/ETN	222	269	304
ETFplus Total	1 482	1 563	1 607
Securitisised Derivatives	11 985	15 732	15 011
Convertibles Bonds	7	7	7
Mot - Government Bonds	158	161	161
Mot - Bonds	57	53	51
Mot - Eurobonds and ABSs	1 169	1 181	1 170
MOT Total	1 384	1 395	1 382
Extramot	638	621	615
Fixed Income Total	2 022	2 016	1 997

MOST TRADED SHARES IN THE MONTH

Shares	Mkt	Turnover eur m	% TOT
Intesa Sanpaolo	EXM	8 298.5	10.7%
Unicredit	EXM	8 243.8	10.6%
Eni	EXM	6 442.7	8.3%
Stellantis	EXM	5 921.4	7.6%
Enel	EXM	5 107.9	6.6%

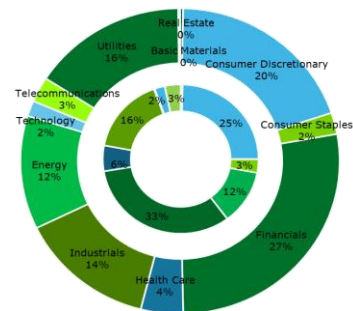
BEST PERFORMANCES IN THE MONTH

Shares	Mkt	Var. % MoM	Var % 2021 end
Assiteca	EGM	36.9%	128.1%
Culti Milano	EGM	36.1%	22.0%
Tesla	BEM	33.6%	3.7%
Autostrade Meridionali	EXM	32.9%	39.6%
Cairo Communication	EXM	32.9%	9.0%

Performances are computed with no-rounded official prices.
Performance is not included for shares not listed at 2021 end or unlimited suspended at March 2022 end or at 2021 end.

CAPITALISATION

Domestic Companies Capitalisation (eur m)	30 DEC 2021	31 JAN 2022	31 MAR 2022
Euronext Milan	757 647	696 915	697 774
of which STAR	67 689	57 484	58 048
Euronext MIV Milan *	195	191	197
Euronext Growth Milan	11 519	10 954	11 640
Total	769 362	708 061	709 612
Capitalisation (% GDP)			
Euronext Milan	42.6%	37.4%	37.5%
of which STAR	3.8%	3.1%	3.1%
Total	43.2%	38.0%	38.1%
Capitalisation (% Tot.)			
FTSE MIB Shares	80.1%	80.7%	80.1%



Note: internal chart: capitalisation on 30.12.2021;
external chart: capitalisation on 31.03.2022.

Capitalization is computed with no-rounded official prices.

TRADING

SHARES	JAN-MAR 2021		JAN-MAR 2022		MARCH 2022		Other Instruments	JAN-MAR 2021		JAN-MAR 2022		MARCH 2022	
	Trades Number	Turnover eur m	Trades Number	Turnover eur m	Trades Number	Turnover eur m		Trades Number	Turnover eur m	Trades Number	Turnover eur m	Trades Number	Turnover eur m
Euronext Milan Domestic	21 780 664	153 224.7	24 619 593	187 841.3	10 402 694	73 506.7	SeDex	672 867	4 802.4	703 500	4 752.6	259 598	1 629.6
of which STAR	2 102 113	6 814.2	2 348 726	8 349.5	842 756	2 962.8	Warrant	38 122	67.1	28 027	36.9	8 933	10.9
Euronext Milan Foreign	737 599	7 173.1	897 148	8 583.0	305 490	2 695.0	MIV Closed End Funds	5 726	15.4	4 247	14.4	1 526	5.1
of which STAR	12 288	65.7	11 235	53.3	3 631	20.3	ATFund	484	47.5	341	38.3	155	19.7
Euronext MIV Milan *	25	0.4	19	2.2	8	0.1	ETF	1 948 486	28 254.7	1 918 436	30 043.5	727 474	11 200.2
Global Equity Market	323 252	2 627.1	341 030	3 040.8	115 762	1 003.4	ETC/ETN	678 844	7 207.3	1 014 166	10 339.8	458 050	4 389.4
Euronext Growth Milan	347 168	954.4	474 776	1 285.9	167 861	450.6	ETFplus	2 627 330	35 461.9	2 932 602	40 383.3	1 185 524	15 589.5
Total	23 188 708	163 979.7	26 332 566	200 753.3	10 991 815	77 655.8	Convertible Bonds	1 132	7.1	492	3.1	128	0.7
FTSE MIB Shares							Subscription rights	8 300	2.6	1 278	1.7	86	0.3
% Shares Total	75.0%	88.0%	75.2%	88.7%	76.2%	88.6%	Mot - Government Bonds	667 551	45 509.8	595 164	28 717.5	224 875	10 819.1
							Mot - Bonds	26 697	441.7	16 404	206.3	5 641	68.6
							Mot - Eurobonds and ABS	142 120	2 606.1	132 280	1 854.6	49 135	700.7
							ExtraMOT	2 395	115.1	1 626	79.8	798	31.2
							Fixed Income Total	838 763	48 672.8	745 474	30 858.3	280 449	11 619.6

INDUSTRY/SUPERSECTOR TURNOVER (eur m)



NEW LISTINGS

RECENT EVENTS

ISSUER	MKT	SEGM	SHARES	FIRST TRADING DAY	EVENT	1st DAY CAPITALISATION (eur m)	LISTING SPONSOR (EURONEXT GROWTH ADVISOR for EGM)
Estrima	EGM	...	0	20.12.2021	IPO	14.55	Equita SIM
Lindbergh	EGM	...	0	20.12.2021	IPO	15.91	Integrae SIM
Homizy	EGM	Professional	0	21.12.2021	IPO	50.97	Bestinvestor SV S.A. - Succursale Italiana
Directa Sim	EGM	...	0	22.12.2021	IPO	57.20	EnVent Capital Markets
Iscc Fintech	EGM	...	0	22.12.2021	IPO	80.95	Integrae SIM
Star7	EGM	...	0	23.12.2021	IPO	63.22	Alantra Capital Markets S.V. S.A.U. - Succursale Italiana
Finanza.tech	EGM	...	0	29.12.2021	IPO	23.25	Integrae SIM
Iveco Group	EXM	...	0	03.01.2022	Demerger of CNH Industrial N.V. in favour of Iveco Group N.V.	2 729.11	Intesa Sanpaolo S.p.A. Unicredit Bank AG - Succursale di Milano
Altea Green Power	EGM	...	0	01.02.2022	IPO	28.31	Integrae SIM
Technoprobe	EGM	...	0	15.02.2022	IPO	790.71	Mediobanca - Banca di Credito Finanziario
Civitanavi Systems	EXM	...	0	17.02.2022	IPO	121.87	Intermonte SIM
Rocket Sharing Company	EGM	...	0	28.02.2022	IPO	13.69	Banca Profilo
Farmacosmo	EGM	...	0	30.03.2022	IPO	81.64	Illimity Bank

NEWLY ADMITTED COMPANIES (THROUGH IPOS, SPOS AND INSTITUTIONAL PLACINGS)

Security:	ALTEA GREEN POWER		Total		of which public	of which institutional	
Offer period:	...	Offered shares:	max	3 666 000	min	- max	3 666 000
	01.02.2022	Greenshoe:	max	495 000		-	-
Offer price:	1.20	Requested shares:	
Bookbuilding range:	...-...	Allotted shares:		4 161 000		...	4 161 000
Minimum lot:	...	- of which greenshoe:		495 000		-	495 000
Placed stake:	25.7%	Capital raised (ML euro):		4.99	...		4.99
		- from newly issued shares:		4.99			
Bit alphabetical code:	...						
Bloomberg code:	...	Market and segment:		EURONEXT GROWTH MILAN - ...			
Reuters code:	...	Sector:		.../...			

Security:	TECHNOPROBE		Total		of which public	of which institutional	
Offer period:	...	Offered shares:	max	113 000 000	min	- max	113 000 000
	15.02.2022	Greenshoe:	max	12 000 000		-	-
Offer price:	5.70	Requested shares:	
Bookbuilding range:	...-...	Allotted shares:		125 000 000		...	125 000 000
Minimum lot:	...	- of which greenshoe:		12 000 000		-	12 000 000
Placed stake:	100.0%	Capital raised (ML euro):		712.50	...		712.50
		- from newly issued shares:		142.50			
Bit alphabetical code:	...						
Bloomberg code:	...	Market and segment:		EURONEXT GROWTH MILAN - ...			
Reuters code:	...	Sector:		.../...			

Security:	CIVITANAVI SYSTEMS		Total		of which public	of which institutional	
Offer period:	02.02.2022	Offered shares:	max	7 760 000	min	- max	7 760 000
	14.02.2022	Greenshoe:	max	776 000		-	-
Offer price:	4.00	Requested shares:	
Bookbuilding range:	...-...	Allotted shares:		7 760 000		...	7 760 000
Minimum lot:	...	- of which greenshoe:		-		-	-
Placed stake:	25.2%	Capital raised (ML euro):		31.04	...		31.04
		- from newly issued shares:		23.04			
Bit alphabetical code:	...						
Bloomberg code:	...	Market and segment:		EURONEXT MILAN - ...			
Reuters code:	...	Sector:		.../...			

Security:	ROCKET SHARING COMPANY		Total		of which public	of which institutional	
Offer period:	...	Offered shares:	max	4 500 000	min	- max	4 500 000
	28.02.2022	Greenshoe:	max	540 000		-	-
Offer price:	0.80	Requested shares:	
Bookbuilding range:	...-...	Allotted shares:		5 040 000		...	5 040 000
Minimum lot:	...	- of which greenshoe:		540 000		-	540 000
Placed stake:	44.2%	Capital raised (ML euro):		4.03	...		4.03
		- from newly issued shares:		3.60			
Bit alphabetical code:	...						
Bloomberg code:	...	Market and segment:		EURONEXT GROWTH MILAN - ...			
Reuters code:	...	Sector:		.../...			

Security:	FARMACOSMO		Total		of which public	of which institutional	
Offer period:	...	Offered shares:	max	8 888 860	min	- max	8 888 860
	30.03.2022	Greenshoe:	max	1 333 320		-	-
Offer price:	2.25	Requested shares:	
Bookbuilding range:	...-...	Allotted shares:		8 888 860		...	8 888 860
Minimum lot:	...	- of which greenshoe:		-		-	-
Placed stake:	26.6%	Capital raised (ML euro):		20.00	...		20.00
		- from newly issued shares:		17.00			
Bit alphabetical code:	...						
Bloomberg code:	...	Market and segment:		EURONEXT GROWTH MILAN - ...			
Reuters code:	...	Sector:		.../...			

RIGHT ISSUES

N° MKT	SEGM	SECURITIES	OPTION RIGHTS TRADING PERIOD		OFFER PRICE	OFFERED SHARES	ISSUE RATE	UNEXERCISED PREEMPTIVE RIGHTS (%)	ALLOTTED SHARES	CAPITAL RAISED (eur m)
			FROM	TO						
EXM	-	AUTOGRILL ORD	14.06.2021	29.06.2021	4.59	130 633 542	13 ord / 25 ord	0.8%	130 633 542	599.61
EGM	-	CLEANBNB ORD	28.06.2021	16.07.2021	1.20	1 657 330	5 ord / 21 ord	11.4%	1 655 915	1.99
EGM	-	UCAPITAL24 ORD	05.07.2021	22.07.2021	1.26	634 920	3 ord / 20 ord	61.1%	634 920	0.80
EGM	-	UCAPITAL24 WAR	05.07.2021	22.07.2021	-	634 920	1 : 1 new share	61.1%	634 920	-
EXM	-	OVS ORD	12.07.2021	26.07.2021	1.25	63 923 470	13 ord / 46 ord	3.4%	63 923 470	79.90
EGM	-	DIGITAL MAGICS ORD	27.09.2021	15.10.2021	3.65	2 181 438	2 ord / 7 ord	15.0%	2 181 438	7.96
EGM	-	ASKOLL EVA ORD	04.10.2021	21.10.2021	1.13	6 875 955	5 ord / 14 ord	34.6%	5 842 305	6.60
EXM	-	SAFILO GROUP ORD	11.10.2021	28.10.2021	0.98	137 851 923	1 ord / 2 ord	0.6%	137 851 923	134.96
EXM	-	JUVENTUS FOOTBALL CLUB ORD	29.11.2021	16.12.2021	0.33	1 197 226 782	9 ord / 10 ord	8.2%	1 197 226 782	399.87
EGM	-	SG COMPANY ORD	29.11.2021	16.12.2021	0.20	6 172 544	1 ord / 4 ord	2.2%	6 172 544	1.23
EGM	-	SG COMPANY WAR	29.11.2021	16.12.2021	-	6 172 544	1 : 1 new share	2.2%	6 172 544	-
EXM	-	BANCA INTERMOBILIARE ORD	06.12.2021	20.12.2021	0.03	683 613 315	5 ord / 12 ord	2.5%	683 613 315	22.97
EGM	-	SG COMPANY WAR	29.11.2021	16.12.2021	-	6 172 544	1 : 1 new share	2.2%	6 172 544	-
1 EXM	-	CSP INTERNATIONAL ORD	27.12.2021	21.01.2022	0.38	18 145 872	9 ord / 16 ord	63.1%	6 690 186	2.54

SCRIP RIGHT ISSUES

N° MKT	SECURITIES	EFFECTIVE DATE	NOMINAL VALUE		ISSUE RATE	SHARES OFFERED (number)	SHARES AFTER THE ISSUE	VALUE (eur m)
			BEFORE	AFTER				
EGM	WEBSOLUTE	05.10.2020	0.02	0.02	1:10	864 895	9 513 845	0.02
EGM	RENERGETICA	16.11.2020	0.1368	0.1368	1:10	735 098	8 086 098	0.10

TOTAL MONEY RAISED (eur m)

	NUMBER	SECURITIES		MONEY RAISED	INVESTORS				
		NEWLY ISSUED	SOLD		SHARE-HOLDERS	PUBLIC	EMPLOYEES	INSTIT. INVESTORS	OTHER
YEAR 2022 - TOTAL FROM CAPITAL INCREASE	1	2.5	-	2.5	2.5	-	-	-	-
Euronext Milan	1	2.5	-	2.5	2.5	-	-	-	-
- of which Star	-	-	-	-	-	-	-	-	-
Euronext MIV Milan*	-	-	-	-	-	-	-	-	-
Euronext Growth Milan	-	-	-	-	-	-	-	-	-
YEAR 2022 TOTAL FROM OPVS (excluding closed-end funds)	5	191.1	584.1	775.3	-	-	-	775.3	-
Euronext Milan	1	23.0	10.7	33.7	-	-	-	33.7	-
- of which Star	-	-	-	-	-	-	-	-	-
Euronext MIV Milan*	-	-	-	-	-	-	-	-	-
Euronext Growth Milan	4	168.1	573.4	741.5	-	-	-	741.5	-
TOTAL IPO AND SPO	5	191.1	584.1	775.3	-	-	-	775.3	-
Euronext Milan	1	23.0	10.7	33.7	-	-	-	33.7	-
- of which Star	-	-	-	-	-	-	-	-	-
Euronext MIV Milan*	-	-	-	-	-	-	-	-	-
Euronext Growth Milan	4	168.1	573.4	741.5	-	-	-	741.5	-
TOTAL YEAR 2022 (excluding closed-end funds)	6	193.7	584.1	777.8	2.5	-	-	775.3	-

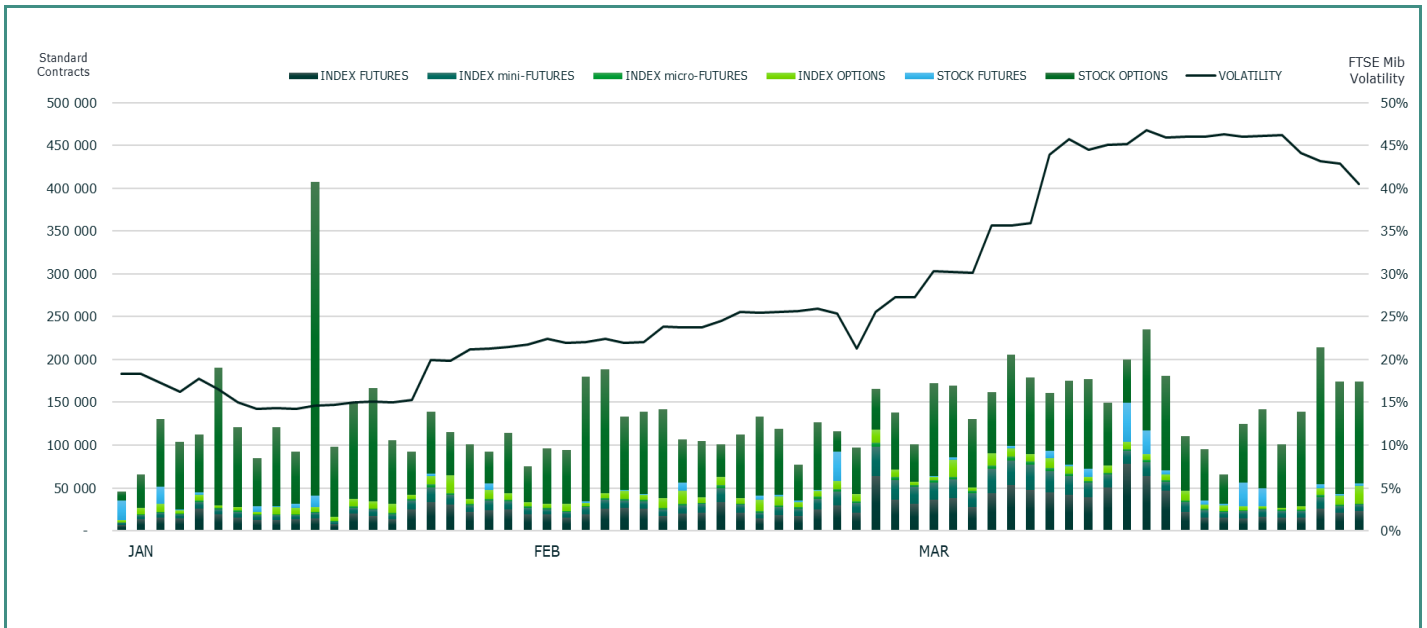
TAKEOVER BIDS

N° BIDDER	OFFER TYPE	TARGET SHARES	OFFER PERIOD		PRICE (eur)	SHARES		STAKE OWNED AFTER OFFER	TURNOVER (eur m)
			FROM	TO		REQUESTED	BOUGHT		
TEMISTOCLE	MANDATORY	TECHEDGE	28.12.2020	22.01.2021	5.40	11 570 926	10 958 241	97.62%	59.17
ATS AUTOMATION HOLDING	VOLUNTARY	CFT	08.02.2021	12.03.2021	4.60	16 026 357	14 864 713	92.75%	68.38
CREDIT AGRICOLE	VOLUNTARY	CREDITO VALTELLINESE	30.03.2021	21.04.2021	12.50	68 428 903	62 232 666	91.17%	777.91
NAF 2	VOLUNTARY	ASTM	13.04.2021	10.05.2021	28.00	66 937 880	59 662 202	95.54%	1 670.54
ORIZZONTE UNO SRL	MANDATORY	ELETTRA INVESTIMENTI	03.05.2021	21.05.2021	10.60	257 574	152 162	97.26%	1.61
ORIZZONTE UNO SRL	VOLUNTARY	WARR ELETTRA INVESTIMENTI 2015-2021	03.05.2021	21.05.2021	1.06	183 033	143 860	98.94%	0.15
FINPANARIA SPA	VOLUNTARY	PANARIAGROUP INDUSTRIE CERAMICHE	10.05.2021	07.06.2021	2.00	11 389 406	5 952 693	95.22%	11.91
SPECIAL PACKAGING SOLUTIONS INVESTMENTS	MANDATORY	GUALA CLOSURES	18.05.2021	07.06.2021	8.20	36 534 714	30 999 792	94.93%	254.20
FLY SRL	VOLUNTARY	CARRARO	17.05.2021	05.07.2021	2.55	21 331 916	11 063 843	95.28%	28.21
LA VILLA SPA	MANDATORY	EUKEDOS	21.06.2021	09.07.2021	1.17	5 906 743	4 240 251	92.67%	4.96
LINK MOBILITY GROUP	MANDATORY	AMM	23.06.2021	13.07.2021	2.40	1 452 000	868 500	96.59%	2.08
LINK MOBILITY GROUP	VOLUNTARY	WARR AMM 2019-2022	23.06.2021	13.07.2021	0.80	146 475	104 427	71.29%	0.08
CROP DEMETRA LIMITED	MANDATORY	ISAGRO	14.06.2021	02.07.2021	2.76	12 550 877	7 335 111	91.45%	20.24
CIRCULAR BIDCO	VOLUNTARY	SICIT GROUP	14.06.2021	07.07.2021	16.80	22 477 712	19 059 525	84.79%	320.20
COMPAGNIE INDUSTRIALI RIUNITE	VOLUNTARY	CIR	21.06.2021	29.07.2021	0.51	156 862 745	156 862 745	14.12%	80.00
CASTOR BIDCO	VOLUNTARY	CERVED GROUP	16.07.2021	09.09.2021	10.20	195 274 979	154 073 094	79.97%	1 571.55
MARBLES	VOLUNTARY	RETELIT	26.07.2021	01.10.2021	3.10	117 041 550	101 963 359	94.99%	316.09
BICE	MANDATORY	CDR ADVANCE CAPITAL	06.10.2021	26.10.2021	0.00	20 960 154	11 626 202	58.81%	0.04
GENERALI ASSICURAZIONI	VOLUNTARY	CATTOLICA ASSICURAZIONI	04.10.2021	29.10.2021	6.75	174 293 926	138 842 677	84.47%	937.19
RIMINI BIDCO SPA	MANDATORY	RENO DE MEDICI	22.11.2021	17.12.2021	1.45	99 886 043	53 811 275	95.10%	78.03
FINE FOODS & PHARMACEUTICALS NTM	MANDATORY	EURO COSMETIC	29.11.2021	17.12.2021	8.60	1 187 600	1 008 000	99.40%	8.67
1 BARBIERI & TAROZZI HOLDING	VOLUNTARY	SITI B&T GROUP	07.02.2022	25.02.2022	3.70	3 170 640	2 295 097	93.01%	8.49
2 IDEANOMICS	VOLUNTARY	ENERGICA MOTOR COMPANY	14.02.2022	04.03.2022	3.20	15 729 176	14 084 535	94.63%	45.07
3 TRINITY INVESTMENTS	VOLUNTARY	BANCA INTERMOBILIARE	07.03.2022	25.03.2022	0.05	291 577 427	210 798 607	96.53%	10.33

The mandatory offers on TAS ordinary shares is currently underway.

AAI Before unexercised preemptive right auction
 BEM Borsa Italiana Equity Market
 EGM Euronext Growth Milan
 EXM Euronext Milan

IDEM - DERIVATIVES TRADING



	DAYS	MONTH	TURNOVER							OPEN INTEREST (4) NUMBER OF CONTRACTS	
			TOTAL			DAILY AVERAGE					
			STANDARD CONTRACTS	TRADES NUMBER	TURNOVER (1) eur m	OTHER (2)	% TOT SHARES (3)	STANDARD CONTRACTS	TRADES NUMBER		TURNOVER eur m
INDEX FUTURES (5)	64	TOT 2022	1 689 119	1 299 287	211 385.8	-	105.3%	26 392	20 301	3 302.9	92 447
	20	FEB 2022	502 955	412 404	65 642.1	-	103.1%	25 148	20 620	3 282.1	90 833
	23	MAR 2022	793 689	574 503	92 889.6	-	119.6%	34 508	24 978	4 038.7	92 447
FTSE MIB INDEX miniFUTURES	64	TOT 2022	750 234	632 418	18 830.7	-	9.4%	11 722	9 882	294.2	8 882
	20	FEB 2022	241 280	197 775	6 297.9	-	9.9%	12 064	9 889	314.9	15 201
	23	MAR 2022	352 089	297 834	8 295.6	-	10.7%	15 308	12 949	360.7	8 882
FTSE MIB INDEX microFUTURES	64	TOT 2022	134 879	93 359	680.0	-	0.3%	2 107	1 459	10.6	3 316
	20	FEB 2022	43 724	30 384	229.0	-	0.4%	2 186	1 519	11.4	5 846
	23	MAR 2022	59 936	39 725	282.3	-	0.4%	2 606	1 727	12.3	3 316
FTSE MIB INDEX OPTIONS	64	TOT 2022	512 657	94 482	31 927.7	706.8	15.9%	8 010	1 476	498.9	228 477
	20	FEB 2022	167 077	33 130	10 565.6	223.8	16.6%	8 354	1 657	528.3	202 042
	23	MAR 2022	188 423	34 662	11 089.2	279.2	14.3%	8 192	1 507	482.1	228 477
STOCK FUTURES (6)	64	TOT 2022	282 148	295	973.6	-	0.6%	4 409	5	15.2	202 689
	20	FEB 2022	56 690	76	159.7	-	0.3%	2 835	4	8.0	149 158
	23	MAR 2022	165 012	141	630.7	-	0.9%	7 174	6	27.4	202 689
STOCK DIVIDEND FUTURES	64	TOT 2022	2 037	29	6.5	-	-	32	0	0.1	18 195
	20	FEB 2022	59	12	0.3	-	-	3	0.6	0.0	16 449
	23	MAR 2022	1 772	8	5.5	-	-	77	0.3	0.2	18 195
STOCK OPTIONS	64	TOT 2022	5 416 776	126 940	16 973.2	962.2	9.0%	84 637	1 983	265.2	5 805 427
	20	FEB 2022	1 460 510	39 875	5 004.3	273.5	8.4%	73 026	1 994	250.2	5 875 857
	23	MAR 2022	2 077 495	47 568	5 985.4	379.8	8.1%	90 326	2 068	260.2	5 805 427
EQUITY DERIVATIVES TOTAL	64	TOT 2022	8 787 850	2 246 810	280 777.6	1 668.9	139.9%	137 310	35 106	4 387.1	6 359 433
	20	FEB 2022	2 472 295	713 656	87 898.8	497.3	138.1%	123 615	35 683	4 394.9	6 355 386
	23	MAR 2022	3 638 416	994 441	119 178.3	659.0	153.5%	158 192	43 237	5 181.7	6 359 433
ELECTRICITY FUTURES	64	TOT 2022	-	-	-	-	-	-	-	-	-
	20	FEB 2022	-	-	-	-	-	-	-	-	-
	23	MAR 2022	-	-	-	-	-	-	-	-	-
WHEAT FUTURE	64	TOT 2022	-	-	-	-	-	-	-	-	-
	20	FEB 2022	-	-	-	-	-	-	-	-	-
	23	MAR 2022	-	-	-	-	-	-	-	-	-
IDEM TOTAL	64	TOT 2022	8 787 850	2 246 810	280 777.56	-	-	137 310	35 106	4 387.1	6 359 433
	20	FEB 2022	2 472 295	713 656	87 898.76	-	-	123 615	35 683	4 394.9	6 355 386
	23	MAR 2022	3 638 416	994 441	119 178.34	-	-	158 192	43 237	5 181.7	6 359 433

(1) The notional turnover is computed as the product of contracts number, price and index multiplier for index futures; contracts number, price and size multiplier for stock futures; contracts number, strike prices and index multiplier for index options; contracts number, strike prices and sizes for stock options.

(2) Premium in euro million for options and equity derivatives total; traded MWH for electricity future, tons for wheat future.

(3) As percentage on shares turnover (total shares for Index derivatives and Idem total); shares with underlying listed on Borsa Italiana for stock futures and stock options).

(4) Gross figures for Open positions at the end of period.

(5) Includes data for FTSE MIB index futures, FTSE MIB index dividend futures and FTSE PIR PMI index futures.

(6) Includes data for European stock futures.

Additional Information:

This publication uses only electronic trading data (daily and after hours sessions).

Shares of foreign companies, which are exclusively listed on Borsa Italiana and on no other European Exchange, are considered Domestic Companies Capitalisation, included in the Domestic and in the Domestic Trading figures.

* Euronext MIV Milan figures include Investment Companies, SPAC and FIA.

There were 23 trading days in March 2022 and 23 trading days in March 2021 on Borsa Italiana.

There were 64 trading days in the period January - March 2022 and 63 trading days in the period January - March 2021.

6th April 2022 - 15:00

Markets Analysis
Piazza degli Affari, 6 - 20123 Milano
T +39 02 724261 | Fax +39 02 8646.4323
e-mail: markets_analysis@borsaitaliana.it
www.borsaitaliana.it



This publication is for information purposes only and is not a recommendation to engage in investment activities. This publication is provided "as is" without representation or warranty of any kind. Whilst all reasonable care has been taken to ensure the accuracy of the content, Euronext does not guarantee its accuracy or completeness. Euronext will not be held liable for any loss or damages of any nature ensuing from using, trusting or acting on information provided. No information set out or referred to in this publication shall form the basis of any contract. The creation of rights and obligations in respect of financial products that are traded on the exchanges operated by Euronext's subsidiaries shall depend solely on the applicable rules of the market operator. All proprietary rights and interest in or connected with this publication shall vest in Euronext. No part of it may be redistributed or reproduced in any form without the prior written permission of Euronext. Euronext disclaims any duty to update this information. Euronext refers to Euronext N.V. and its affiliates. Information regarding trademarks and intellectual property rights of Euronext is located at www.euronext.com/terms-use.

© 2022 Euronext N.V. - All rights reserved