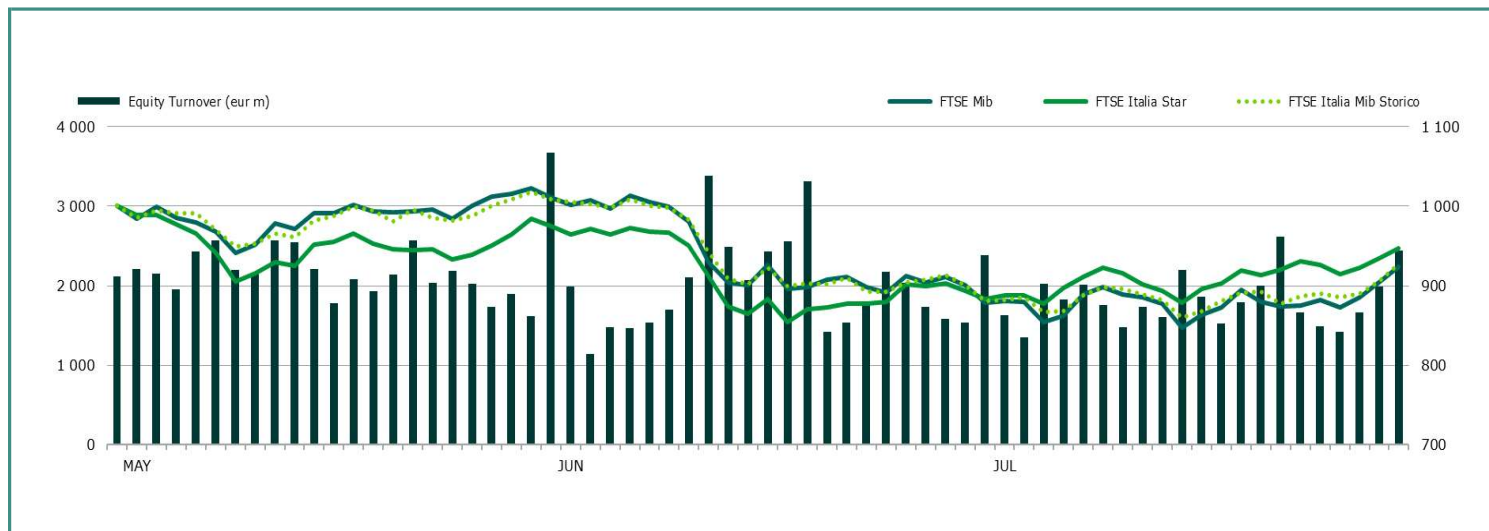


MONTHLY UPDATE

July 2022

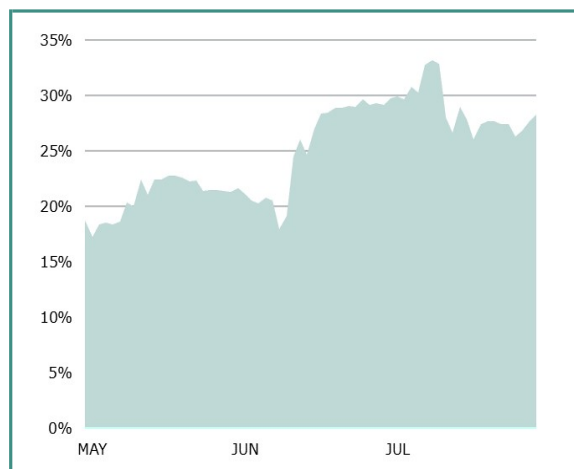
EQUITY DAILY TURNOVER AND MAIN INDICES (base = 1000 29.04.2022)



STOCK INDICES

	30 JUN 2022	29 JUL 2022	Var. % MoM	Var. % 2021 end	Volatility JUL 2022
FTSE Italia Mib Storico ▲	20 396	21 476	5.3%	-17.0%	21.3%
FTSE Mib ▲	21 294	22 405	5.2%	-18.1%	27.7%
FTSE Italia Star ▲	45 716	48 969	7.1%	-24.2%	19.5%
FTSE Italia PIR PMI TR ▲	28 890	30 698	6.3%	-16.1%	22.9%
FTSE Italia Brands ▲	16 226	18 005	11.0%	-18.1%	25.8%

FTSE MIB VOLATILITY



TRADING - DAILY AVERAGE

	(*)	JAN-JUL 2021		JAN-JUL 2022		JUL 2022	
		Trades Number	Turnover eur m	Trades Number	Turnover eur m	Trades Number	Turnover eur m
Shares	▲	334 652	2 394.2	344 077	2 537.2	269 487	1 814.8
Securitised Derivatives	▼	9 367	71.6	8 943	57.8	6 978	45.0
ETFplus	▲	35 012	499.0	39 092	535.3	30 111	414.0
Fixed Income	▼	12 352	677.4	15 792	586.8	15 527	561.2

(*) Indicators are related to turnover figures.

LISTING

	30 DEC 2021	30 JUN 2022	29 JUL 2022
Euronext Milan Domestic	229	228	228
of which STAR	73	73	73
Euronext Milan Foreign	3	3	3
of which STAR	1	1	1
Euronext MIV Milan *	1	1	1
Global Equity Market	87	87	77
Euronext Growth Milan	174	179	181
Listed Companies Total	494	498	490
Warrant	72	75	78
MIV Closed End Funds	11	10	10
ATFund	86	83	82
ETF	1 260	1 356	1 371
ETC\ETN	222	307	307
ETFplus Total	1 482	1 663	1 678
Securitized Derivatives	11 985	16 849	18 135
Convertibles Bonds	7	6	6
Mot - Government Bonds	158	163	162
Mot - Bonds	57	47	46
Mot - Eurobonds and ABSs	1 169	1 196	1 193
MOT Total	1 384	1 406	1 401
Extramot	638	595	593
Fixed Income Total	2 022	2 001	1 994

MOST TRADED SHARES IN THE MONTH

Shares	Mkt	Turnover eur m	% TOT
Intesa Sanpaolo	EXM	5 350.3	14.0%
Unicredit	EXM	4 397.7	11.5%
Enel	EXM	3 070.9	8.1%
Eni	EXM	2 992.9	7.9%
Stellantis	EXM	2 977.1	7.8%

BEST PERFORMANCES IN THE MONTH

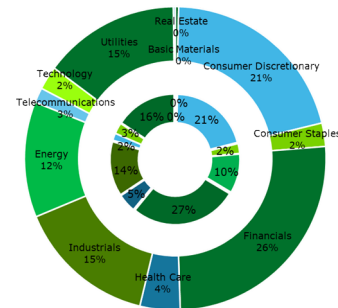
Shares	Mkt	Var. % MoM	Var % 2021 end
Prima Industrie	EXM	61.4%	22.5%
Gabetti Property Solutions	EXM	37.9%	-29.9%
Shedir Pharma Group	EGM	35.6%	-16.0%
Laboratorio Farmaceutico Erfo	EGM	34.1%	
Netflix	BEM	34.0%	-58.6%

Performances are computed with no-rounded official prices.
Performance is not included for shares not listed at 2021 end or unlimited suspended at July 2022 end or at 2021 end.

CAPITALISATION

Domestic Companies Capitalisation (eur m)	30 DEC 2021	30 JUN 2022	29 JUL 2022
Euronext Milan	757 647	596 735	624 978
of which STAR	67 689	45 021	48 716
Euronext MIV Milan *	195	195	188
Euronext Growth Milan	11 519	10 357	10 508
Total	769 362	607 287	635 675
Capitalisation (% GDP)			
Euronext Milan	42.6%	32.0%	33.5%
of which STAR	3.8%	2.4%	2.6%
Total	43.2%	32.6%	34.1%
Capitalisation (% Tot.)			
FTSE MIB Shares	80.1%	80.1%	80.0%

Capitalization is computed with no-rounded official prices.



Note: internal chart: capitalisation on 30.12.2021;
external chart: capitalisation on 29.07.2022.

TRADING

SHARES	JAN-JUL 2021		JAN-JUL 2022		JUL 2022	
	Trades Number	Turnover eur m	Trades Number	Turnover eur m	Trades Number	Turnover eur m
Euronext Milan Domestic	46 513 148	331 729.7	47 667 129	352 288.0	5 337 128	35 970.5
of which STAR	4 859 666	16 645.0	4 405 252	14 256.6	433 624	1 168.4
Euronext Milan Foreign	1 573 520	15 450.2	1 711 780	15 750.0	176 689	1 529.0
of which STAR	20 874	111.6	19 478	86.1	1 226	5.2
Euronext MIV Milan *	60	1.2	59	2.7	12	0.1
Global Equity Market	650 028	4 994.4	624 121	5 226.6	58 248	441.3
Euronext Growth Milan	791 713	2 173.1	920 334	2 233.7	87 158	169.8
Total	49 528 469	354 348.5	50 923 423	375 501.1	5 659 235	38 110.7
FTSE MIB Shares						
% Shares Total	72.9%	86.6%	75.7%	89.3%	78.8%	91.1%

Other Instruments	JAN-JUL 2021		JAN-JUL 2022		JUL 2022	
	Trades Number	Turnover eur m	Trades Number	Turnover eur m	Trades Number	Turnover eur m
SeDex	1 386 246	10 592.2	1 323 530	8 550.2	146 544	944.1
Warrant	93 236	160.7	47 046	59.6	3 714	4.0
MIV Closed End Funds	11 564	30.2	9 056	29.9	895	2.5
ATFund	1 034	86.3	679	79.0	80	7.5
ETF	3 818 958	58 279.1	3 794 324	60 090.2	407 274	6 994.9
ETC\ETN	1 362 881	15 574.6	1 991 238	19 139.2	225 066	1 698.4
ETFplus	5 181 839	73 853.7	5 785 562	79 229.4	632 340	8 693.2
Convertible Bonds	2 545	19.1	989	7.2	49	0.2
Subscription rights	61 240	55.3	41 054	24.7	24 606	3.8
Mot - Government Bonds	1 490 834	94 070.5	2 001 075	81 912.2	280 441	11 120.3
Mot - Bonds	53 521	865.0	38 849	499.5	5 571	68.6
Mot - Eurobonds and ABS	279 702	5 060.8	292 470	4 210.6	39 249	568.1
ExtraMOT	4 092	256.1	4 856	218.3	809	28.4
Fixed Income Total	1 828 149	100 252.4	2 337 250	86 840.6	326 070	11 785.5

INDUSTRY/SUPERSECTOR TURNOVER (eur m)



NEW LISTINGS

RECENT EVENTS

ISSUER	MKT	SEGM	SHARES	FIRST TRADING DAY	EVENT	1st DAY CAPITALISATION (eur m)	LISTING SPONSOR (EURONEXT GROWTH ADVISOR for EGM)
Rocket Sharing Company	EGM	...	0	28.02.2022	IPO	13.69	Banca Profilo
Farmacosmo	EGM	...	0	30.03.2022	IPO	81.64	Illimity Bank
Bifire	EGM	...	0	31.05.2022	IPO	64.73	Alantra Capital Markets S.V. S.A.U. – Succursale Italiana
Redelfi	EGM	...	0	08.06.2022	IPO	10.24	Integrae SIM
High Quality Food	EGM	...	0	09.06.2022	IPO	17.40	Banca Finnat Euramerica
Bellini Nautica	EGM	...	0	15.06.2022	IPO	16.73	MIT SIM
Laboratorio Farmaceutico Erfo	EGM	...	0	29.06.2022	IPO	14.21	Illimity Bank
Generalfinance	EXM	Star	0	29.06.2022	IPO	91.62	Banca Akros
Industrie De Nora	EXM	...	0	30.06.2022	IPO	579.30	Mediobanca – Banca di Credito Finanziario
Solid World Group	EGM	...	0	06.07.2022	IPO	18.77	Integrae Sim
G.M. Leather	EGM	...	0	13.07.2022	IPO	20.53	Integrae Sim
Pozzi Milano	EGM	...	0	19.07.2022	IPO	30.60	Integrae Sim
Imprendiroma	EGM	...	0	20.07.2022	IPO	57.87	EnVent Capital Markets

NEWLY ADMITTED COMPANIES (THROUGH IPOS, SPOS AND INSTITUTIONAL PLACINGS)

Security:	INDUSTRIE DE NORA		Total		of which public	of which institutional	
Offer period:	22.06.2022	Offered shares:	max	35 075 682	min	- max	35 075 682
	27.06.2022	Greenshoe:	max	5 261 352		-	-
Offer price:	13.50	Requested shares:	
Bookbuilding range:-....	Allotted shares:		35 577 851		35 577 851
Minimum lot:	- of which greenshoe:		502 169		-	502 169
Placed stake:	81.0%	Capital raised (ML euro):		480.30		480.30
		- from newly issued shares:		200.00			
BIT alphabetical code:						
Bloomberg code:	Market and segment:	EURONEXT MILAN -				
Reuters code:	Sector:,				

Security:	SOLID WORLD GROUP		Total		of which public	of which institutional	
Offer period:	Offered shares:	max	3 321 000	min	- max	3 321 000
	06.07.2022	Greenshoe:	max	250 500		-	-
Offer price:	2.00	Requested shares:	
Bookbuilding range:-....	Allotted shares:		3 321 000		3 321 000
Minimum lot:	- of which greenshoe:		-		-	-
Placed stake:	40.3%	Capital raised (ML euro):		6.00		6.00
		- from newly issued shares:		6.00			
BIT alphabetical code:						
Bloomberg code:	Market and segment:	EURONEXT GROWTH MILAN -				
Reuters code:	Sector:,				

Security:	G.M. LEATHER		Total		of which public	of which institutional	
Offer period:	Offered shares:	max	2 058 000	min	- max	2 058 000
	13.07.2022	Greenshoe:	max	228 000		-	-
Offer price:	1.75	Requested shares:	
Bookbuilding range:-....	Allotted shares:		2 058 000		2 058 000
Minimum lot:	- of which greenshoe:		-		-	-
Placed stake:	18.6%	Capital raised (ML euro):		3.60		3.60
		- from newly issued shares:		3.60			
BIT alphabetical code:						
Bloomberg code:	Market and segment:	EURONEXT GROWTH MILAN -				
Reuters code:	Sector:,				

Security:	POZZI MILANO		Total		of which public	of which institutional	
Offer period:	Offered shares:	max	4 000 000	min	- max	4 000 000
	19.07.2022	Greenshoe:	max	-		-	-
Offer price:	0.50	Requested shares:	
Bookbuilding range:-....	Allotted shares:		4 000 000		4 000 000
Minimum lot:	- of which greenshoe:		-		-	-
Placed stake:	11.8%	Capital raised (ML euro):		2.00		2.00
		- from newly issued shares:		2.00			
BIT alphabetical code:						
Bloomberg code:	Market and segment:	EURONEXT GROWTH MILAN -				
Reuters code:	Sector:,				

Security:	IMPRENDIROMA		Total		of which public	of which institutional	
Offer period:	Offered shares:	max	1 200 000	min	- max	1 200 000
	20.07.2022	Greenshoe:	max	-		-	-
Offer price:	5.00	Requested shares:	
Bookbuilding range:-....	Allotted shares:		1 200 000		1 200 000
Minimum lot:	- of which greenshoe:		-		-	-
Placed stake:	10.7%	Capital raised (ML euro):		6.00		6.00
		- from newly issued shares:		6.00			
BIT alphabetical code:						
Bloomberg code:	Market and segment:	EURONEXT GROWTH MILAN -				
Reuters code:	Sector:,				

RIGHT ISSUES

N° MKT	SEGM	SECURITIES	OPTION RIGHTS TRADING PERIOD		OFFER PRICE	OFFERED SHARES	ISSUE RATE	UNEXERCISED PREEMPTIVE RIGHTS (%)	ALLOTTED SHARES	CAPITAL RAISED (eur m)
			FROM	TO						
EXM	-	OVS ORD	12.07.2021	26.07.2021	1.25	63 923 470	13 ord / 46 ord	3.4%	63 923 470	79.90
EGM	-	DIGITAL MAGICS ORD	27.09.2021	15.10.2021	3.65	2 181 438	2 ord / 7 ord	15.0%	2 181 438	7.96
EGM	-	ASKOLL EVA ORD	04.10.2021	21.10.2021	1.13	6 875 955	5 ord / 14 ord	34.6%	5 842 305	6.60
EXM	-	SAFILO GROUP ORD	11.10.2021	28.10.2021	0.98	137 851 923	1 ord / 2 ord	0.6%	137 851 923	134.96
EXM	-	JUVENTUS FOOTBALL CLUB ORD	06.12.2021	16.12.2021	0.33	1 197 226 782	9 ord / 10 ord	8.2%	1 197 226 782	399.87
EGM	-	SG COMPANY ORD	29.11.2021	16.12.2021	0.20	6 172 544	1 ord / 4 ord	2.2%	6 172 544	1.23
EGM	-	SG COMPANY WAR	29.11.2021	16.12.2021	-	6 172 544	1 : 1 new share	2.2%	6 172 544	-
EXM	-	BANCA INTERMOBILIARE ORD	06.12.2021	20.12.2021	0.03	683 613 315	5 ord / 12 ord	2.5%	683 613 315	22.97
EGM	-	SG COMPANY WAR	29.11.2021	16.12.2021	-	6 172 544	1 : 1 new share	2.2%	6 172 544	-
1 EXM	-	CSP INTERNATIONAL ORD	27.12.2021	21.01.2022	0.38	18 145 872	9 ord / 16 ord	63.1%	6 690 186	2.54
2 EXM	Star	IVS GROUP ORD	09.05.2022	26.05.2022	3.56	52 168 656	24 ord / 17 ord	1.1%	52 168 608	185.72
3 EGM	-	UCAPITAL24 ORD	23.05.2022	09.06.2022	1.26	1 003 544	1 ord / 5 ord	53.2%	470 036	AAI 1.18
4 EGM	-	FENIX ENTERTAINMENT ORD	20.06.2022	07.07.2022	5.50	755 633	1 ord / 5 ord	93.9%	46 205	AAI 0.25
5 EXM	-	SAIPEM ORD	27.06.2022	11.07.2022	1.01	1 974 327 430	95 ord / 1 dir	30.2%	1 377 339 640	1 999.99

The right issue by Landi Renzo is currently underway.

SCRIP RIGHT ISSUES

N° MKT	SECURITIES	EFFECTIVE DATE	NOMINAL VALUE		ISSUE RATE	SHARES OFFERED (number)	SHARES AFTER THE ISSUE	VALUE (eur m)
			BEFORE	AFTER				
EGM	WEBSOLUTE	05.10.2020	0.02	0.02	1:10	864 895	9 513 845	0.02
EGM	RENERGETICA	16.11.2020	0.1368	0.1368	1:10	735 098	8 086 098	0.10

TOTAL MONEY RAISED (eur m)

	NUMBER	SECURITIES		MONEY RAISED	INVESTORS				
		NEWLY ISSUED	SOLD		SHARE-HOLDERS	PUBLIC	EMPLOYEES	INSTIT. INVESTORS	OTHER
YEAR 2022 - TOTAL FROM CAPITAL INCREASE	5	2 189.7	-	2 189.7	2 189.7	-	-	-	-
Euronext Milan	3	2 188.3	-	2 188.3	2 188.3	-	-	-	-
- of which Star	1	185.7	-	185.7	185.7	-	-	-	-
Euronext MIV Milan*	-	-	-	-	-	-	-	-	-
Euronext Growth Milan	2	1.4	-	1.4	1.4	-	-	-	-
YEAR 2022 TOTAL FROM OPVS (excluding closed-end funds)	16	450.8	886.4	1 337.3	-	-	-	1 337.3	-
Euronext Milan	3	243.3	309.3	552.6	-	-	-	552.6	-
- of which Star	1	20.2	18.3	38.5	-	-	-	38.5	-
Euronext MIV Milan*	-	-	-	-	-	-	-	-	-
Euronext Growth Milan	13	207.6	577.1	784.7	-	-	-	784.7	-
TOTAL IPO AND SPO	16	450.8	886.4	1 337.3	-	-	-	1 337.3	-
Euronext Milan	3	243.3	309.3	552.6	-	-	-	552.6	-
- of which Star	1	20.2	18.3	38.5	-	-	-	38.5	-
Euronext MIV Milan*	-	-	-	-	-	-	-	-	-
Euronext Growth Milan	13	207.6	577.1	784.7	-	-	-	784.7	-
TOTAL YEAR 2022 (excluding closed-end funds)	21	2 640.5	886.4	3 527.0	2 189.7	-	-	1 337.3	-

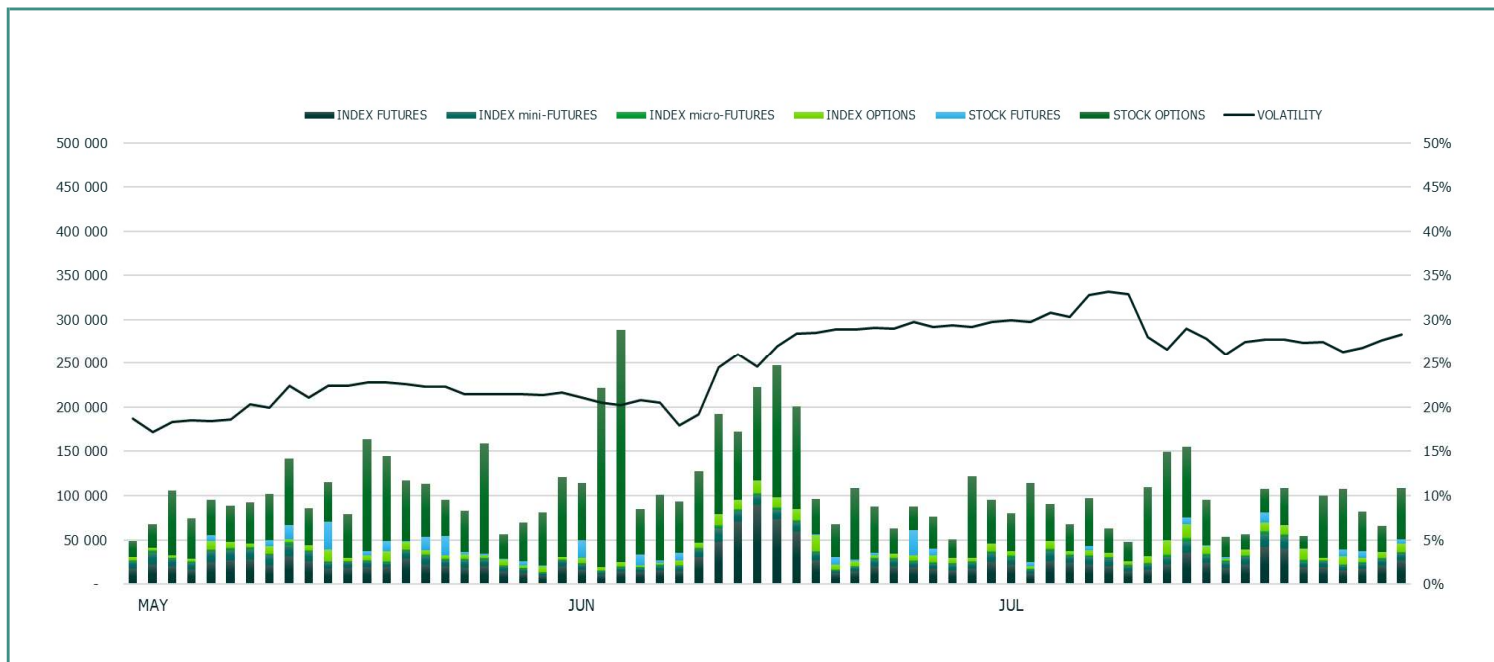
TAKEOVER BIDS

N° BIDDER	OFFER TYPE	TARGET SHARES	OFFER PERIOD		PRICE (eur)	SHARES		STAKE OWNED AFTER OFFER	TURNOVER (eur m)
			FROM	TO		REQUESTED	BOUGHT		
CROP DEMETRA LIMITED	MANDATORY	ISAGRO	14.06.2021	02.07.2021	2.76	12 550 877	7 335 111	91.45%	20.24
CIRCULAR BIDCO	VOLUNTARY	SICIT GROUP	14.06.2021	07.07.2021	16.80	22 477 712	19 059 525	84.79%	320.20
COMPAGNIE INDUSTRIALI RIUNITE	VOLUNTARY	CIR	21.06.2021	29.07.2021	0.51	156 862 745	156 862 745	14.12%	80.00
CASTOR BIDCO	VOLUNTARY	CERVED GROUP	16.07.2021	09.09.2021	10.20	195 274 979	154 073 094	79.97%	1 571.55
MARBLES	VOLUNTARY	RETELIT	26.07.2021	01.10.2021	3.10	117 041 550	101 963 359	94.99%	316.09
BICE	MANDATORY	CDR ADVANCE CAPITAL	06.10.2021	26.10.2021	0.00	20 960 154	11 626 202	58.81%	0.04
GENERALI ASSICURAZIONI	VOLUNTARY	CATTOLICA ASSICURAZIONI	04.10.2021	29.10.2021	6.75	174 293 926	138 842 677	84.47%	937.19
RIMINI BIDCO SPA	MANDATORY	RENO DE MEDICI	22.11.2021	17.12.2021	1.45	99 886 043	53 811 275	95.10%	78.03
FINE FOODS & PHARMACEUTICALS NTM	MANDATORY	EURO COSMETIC	29.11.2021	17.12.2021	8.60	1 187 600	1 008 000	99.40%	8.67
1 BARBIERI & TAROZZI HOLDING	VOLUNTARY	SITI B&T GROUP	07.02.2022	25.02.2022	3.70	3 170 640	2 295 097	93.01%	8.49
2 IDEANOMICS	VOLUNTARY	ENERGICA MOTOR COMPANY	14.02.2022	04.03.2022	3.20	15 729 176	14 084 535	94.63%	45.07
3 TRINITY INVESTMENTS	VOLUNTARY	BANCA INTERMOBILIARE	07.03.2022	25.03.2022	0.05	291 577 427	210 798 607	96.53%	10.33
4 SOLIDUS BIDCO	MANDATORY	TAS	14.03.2022	01.04.2022	2.20	11 831 549	4 242 771	94.12%	9.33
5 AMALFI HOLDING	MANDATORY	LA DORIA	28.03.2022	21.04.2022	16.50	6 235 967	2 542 047	94.11%	41.94
6 GREEN BIDCO	MANDATORY	FALCK RENEWABLES	11.04.2022	10.05.2022	8.81	95 879 597	76 272 980	95.41%	671.96
7 IDI	MANDATORY	BFC MEDIA	25.04.2022	13.05.2022	3.75	978 523	838 523	95.59%	3.14
8 HOWDEN ITALIA HOLDINGS	MANDATORY	ASSITECA	15.06.2022	05.07.2022	5.62	2 007 978	1 665 747	99.20%	9.37
9 LUXOTTICA GROUP	MANDATORY	GIORGIO FEDON	20.06.2022	08.07.2022	17.03	151 721	128 179	98.76%	2.18
10 PJ ABILITY	VOLUNTARY	ROSSS	25.05.2022	15.07.2022	1.02	1 850 000	1 285 819	95.39%	1.31
11 EVERGREEN	VOLUNTARY	COIMA RES	27.06.2022	22.07.2022	10.00	36 106 558	35 484 532	98.28%	354.85
12 ROMULUS AND REMUS INVESTMENTS LLC	VOLUNTARY	ROMA	13.06.2022	25.07.2022	0.43	62 918 072	34 713 618	95.91%	14.93
13 ASSICURAZIONI GENERALI	MANDATORY	CATTOLICA ASSICURAZIONI	11.07.2022	29.07.2022	6.75	12 547 136	5 382 833	97.36%	36.33
14 BPER	MANDATORY	BANCA CARIGE	11.07.2022	29.07.2022	0.80	156 568 709	96 028 051	93.90%	76.82
BPER	VOLUNTARY	BANCA CARIGE RSP	11.07.2022	29.07.2022	25 000.00	20	1	5.00%	0.03

The voluntary offer on Piteco is currently underway.

AAI Before unexercised preemptive right auction
BEM Borsa Italiana Equity Market
EGM Euronext Growth Milan
EXM Euronext Milan

IDEM - DERIVATIVES TRADING



	DAYS	MONTH	TURNOVER							OPEN INTEREST (4) NUMBER OF CONTRACTS	
			TOTAL				DAILY AVERAGE				
			STANDARD CONTRACTS	TRADES NUMBER	TURNOVER (1) eur m	OTHER (2)	% TOT SHARES (3)	STANDARD CONTRACTS	TRADES NUMBER		TURNOVER eur m
INDEX FUTURES (5)	148	TOT 2022	3 629 504	2 784 362	430 462.0	-	114.6%	24 524	18 813	2 908.5	109 026
		22 JUN 2022	642 546	422 284	71 394.4	-	162.8%	29 207	19 195	3 245.2	96 520
		21 JUL 2022	478 222	394 268	50 654.6	-	132.9%	22 772	18 775	2 412.1	109 026
FTSE MIB INDEX miniFUTURES	148	TOT 2022	1 427 157	1 203 964	34 296.8	-	9.1%	9 643	8 135	231.7	12 998
		22 JUN 2022	159 769	134 944	3 594.1	-	8.2%	7 262	6 134	163.4	8 068
		21 JUL 2022	168 599	141 210	3 577.0	-	9.4%	8 029	6 724	170.3	12 998
FTSE MIB INDEX microFUTURES	148	TOT 2022	300 065	196 501	1 430.7	-	0.4%	2 027	1 328	9.7	5 206
		22 JUN 2022	42 390	25 799	190.3	-	0.4%	1 927	1 173	8.7	3 579
		21 JUL 2022	46 593	27 547	197.5	-	0.5%	2 219	1 312	9.4	5 206
FTSE MIB INDEX OPTIONS	148	TOT 2022	1 069 039	205 536	62 526.0	1 532.0	16.7%	7 223	1 389	422.5	231 329
		22 JUN 2022	161 051	30 083	8 749.2	309.8	19.9%	7 321	1 367	397.7	195 837
		21 JUL 2022	156 043	31 422	8 021.1	250.9	21.0%	7 431	1 496	382.0	231 329
STOCK FUTURES (6)	148	TOT 2022	639 333	566	2 121.5	-	0.6%	4 320	4	14.3	128 255
		22 JUN 2022	91 603	47	326.8	-	0.8%	4 164	2	14.9	139 407
		21 JUL 2022	51 022	66	152.2	-	0.4%	2 430	3	7.2	128 255
STOCK DIVIDEND FUTURES	148	TOT 2022	9 164	59	22.3	-	-	62	0	0.2	21 340
		22 JUN 2022	2 700	3	4.1	-	-	123	0.1	0.2	18 960
		21 JUL 2022	2 449	14	7.4	-	-	117	0.7	0.4	21 340
STOCK OPTIONS	148	TOT 2022	10 428 770	252 291	32 424.4	1 991.5	9.1%	70 465	1 705	219.1	5 084 421
		22 JUN 2022	1 821 269	34 147	5 156.0	323.0	12.2%	82 785	1 552	234.4	4 736 824
		21 JUL 2022	1 010 702	27 278	2 758.2	246.9	7.5%	48 129	1 299	131.3	5 084 421
EQUITY DERIVATIVES TOTAL	148	TOT 2022	17 503 032	4 643 279	563 283.7	3 523.5	150.0%	118 264	31 374	3 806.0	5 592 575
		22 JUN 2022	2 921 328	647 307	89 414.9	632.7	203.8%	132 788	29 423	4 064.3	5 199 195
		21 JUL 2022	1 913 630	621 805	65 367.9	497.7	171.5%	91 125	29 610	3 112.8	5 592 575
ELECTRICITY FUTURES	148	TOT 2022	-	-	-	-	-	-	-	-	-
		22 JUN 2022	-	-	-	-	-	-	-	-	-
		21 JUL 2022	-	-	-	-	-	-	-	-	-
WHEAT FUTURE	148	TOT 2022	-	-	-	-	-	-	-	-	-
		22 JUN 2022	-	-	-	-	-	-	-	-	-
		21 JUL 2022	-	-	-	-	-	-	-	-	-
IDEM TOTAL	148	TOT 2022	17 503 032	4 643 279	563 283.66	-	-	118 264	31 374	3 806.0	5 592 575
		22 JUN 2022	2 921 328	647 307	89 414.90	-	-	132 788	29 423	4 064.3	5 199 195
		21 JUL 2022	1 913 630	621 805	65 367.88	-	-	91 125	29 610	3 112.8	5 592 575

(1) The notional turnover is computed as the product of contracts number, price and index multiplier for index futures; contracts number, price and size multiplier for stock futures; contracts number, strike prices and index multiplier for index options; contracts number, strike prices and sizes for stock options.

(2) Premium in euro million for options and equity derivatives total; traded MWH for electricity future, tons for wheat future.

(3) As percentage on shares turnover (total shares for Index derivatives and Idem total; shares with underlying listed on Borsa Italiana for stock futures and stock options).

(4) Gross figures for Open positions at the end of period.

(5) Includes data for FTSE MIB index futures, FTSE MIB index dividend futures and FTSE PIR PMI index futures.

(6) Includes data for European stock futures.

Additional Information:

This publication uses only electronic trading data (daily and after hours sessions).

Shares of foreign companies, which are exclusively listed on Borsa Italiana and on no other European Exchange, are considered Domestic Companies Capitalisation, included in the Domestic and in the Domestic Trading figures.

* Euronext MIV Milan figures include Investment Companies, SPAC and FIA.

There were 21 trading days in July 2022 and 22 trading days in July 2021 on Borsa Italiana.

There were 148 trading days in the period January - July 2022 and 148 trading days in the period January - July 2021.

2nd August 2022 - 18:00

Markets Analysis
Piazza degli Affari, 6 - 20123 Milano
T +39 02 724261 | Fax +39 02 8646.4323
e-mail: markets_analysis@borsaitaliana.it
www.borsaitaliana.it

This publication is for information purposes only and is not a recommendation to engage in investment activities. This publication is provided "as is" without representation or warranty of any kind. Whilst all reasonable care has been taken to ensure the accuracy of the content, Euronext does not guarantee its accuracy or completeness. Euronext will not be held liable for any loss or damages of any nature ensuing from using, trusting or acting on information provided. No information set out or referred to in this publication shall form the basis of any contract. The creation of rights and obligations in respect of financial products that are traded on the exchanges operated by Euronext's subsidiaries shall depend solely on the applicable rules of the market operator. All proprietary rights and interest in or connected with this publication shall vest in Euronext. No part of it may be redistributed or reproduced in any form without the prior written permission of Euronext. Euronext disclaims any duty to update this information. Euronext refers to Euronext N.V. and its affiliates. Information regarding trademarks and intellectual property rights of Euronext is located at www.euronext.com/terms-use.

