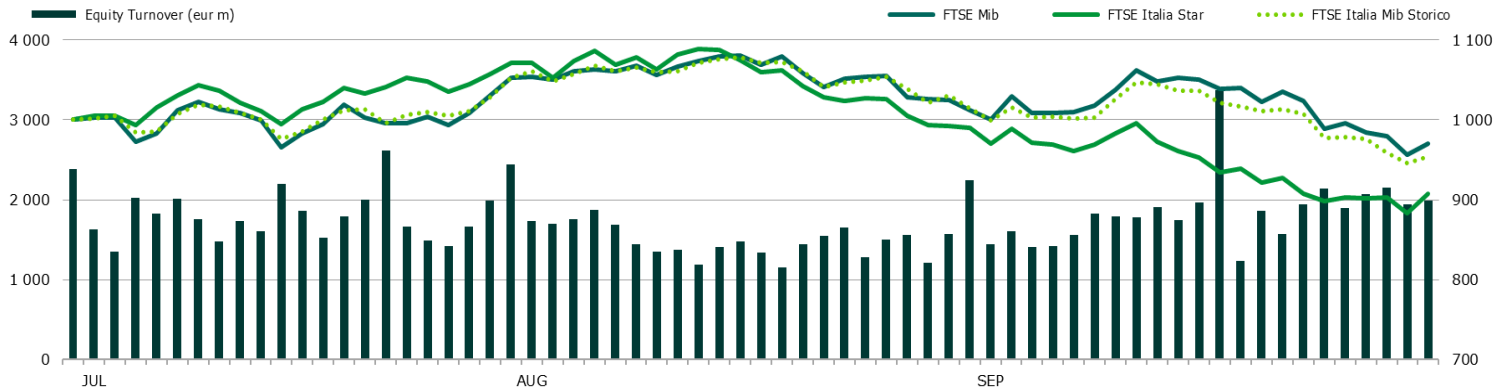


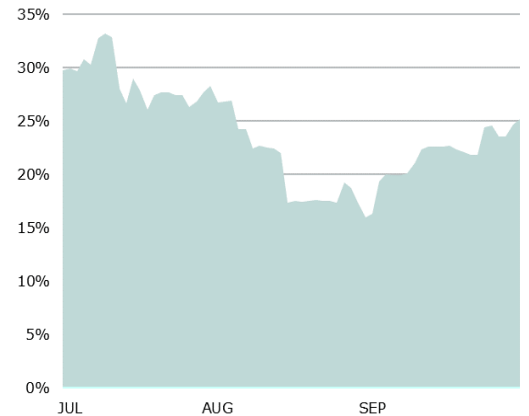
EQUITY DAILY TURNOVER AND MAIN INDICES (base = 1000 30.06.2022)



STOCK INDICES

	31 AUG 2022	30 SEP 2022	Var. % MoM	Var. % 2021 end	Volatility SEP 2022
FTSE Italia Mib Storico ▼	20 678	19 462	-5.9%	-24.8%	20.0%
FTSE Mib ▼	21 559	20 649	-4.2%	-24.5%	25.5%
FTSE Italia Star ▼	45 250	41 467	-8.4%	-35.8%	23.8%
FTSE Italia PIR PMI TR ▼	29 100	26 570	-8.7%	-27.4%	23.5%
FTSE Italia Brands ▼	17 244	16 142	-6.4%	-26.6%	25.4%

FTSE MIB VOLATILITY



TRADING - DAILY AVERAGE

	JAN-SEP 2021		JAN-SEP 2022		SEP 2022	
	Trades Number	Turnover eur m	Trades Number	Turnover eur m	Trades Number	Turnover eur m
Shares (*)	328 544	2 346.8	320 243	2 341.8	263 406	1 845.7
Securitized Derivatives ▼	8 999	69.0	8 424	53.4	7 414	42.0
ETFplus ▲	33 160	467.9	36 785	496.7	30 448	402.1
Fixed Income ▼	11 867	627.7	16 179	572.1	21 508	638.6

(*) Indicators are related to turnover figures.

LISTING

	30 DEC 2021	31 AUG 2022	30 SEP 2022
Euronext Milan Domestic	229	226	223
of which STAR	73	74	75
Euronext Milan Foreign	3	3	3
of which STAR	1	1	1
Euronext MIV Milan *	1	1	1
Global Equity Market	87	87	87
Euronext Growth Milan	174	182	183
Listed Companies Total	494	499	497
Warrant	72	79	79
MIV Closed End Funds	11	10	10
ATFund	86	82	82
ETF	1 260	1 384	1 409
ETC\ETN	222	306	320
ETFplus Total	1 482	1 690	1 729
Securitized Derivatives	11 985	19 215	17 834
Convertibles Bonds	7	7	7
Mot - Government Bonds	158	161	160
Mot - Bonds	57	46	46
Mot - Eurobonds and ABSs	1 169	1 197	1 195
MOT Total	1 384	1 404	1 401
Extramot	638	592	586
Fixed Income Total	2 022	1 996	1 987

MOST TRADED SHARES IN THE MONTH

Shares	Mkt	Turnover eur m	% TOT
Intesa Sanpaolo	EXM	5 030.7	12.4%
Unicredit	EXM	4 744.7	11.7%
Eni	EXM	3 608.9	8.9%
Stellantis	EXM	3 371.2	8.3%
Enel	EXM	2 543.4	6.3%

BEST PERFORMANCES IN THE MONTH

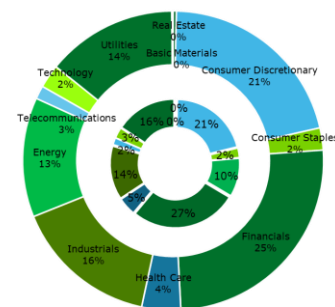
Shares	Mkt	Var. % MoM	Var % 2021 end
Visibilia Editore	EGM	62.1%	-88.3%
Net Insurance	EXM	31.2%	35.4%
Spindox	EGM	19.9%	-35.5%
Casta Diva Group	EGM	19.9%	100.2%
Fincobank	EXM	16.0%	-18.6%

Performances are computed with no-rounded official prices.
Performance is not included for shares not listed at 2021 end or unlimited suspended at September 2022 end or at 2021 end.

CAPITALISATION

Domestic Companies Capitalisation (eur m)	30 DEC 2021	31 AUG 2022	30 SEP 2022
Euronext Milan	757 647	599 598	549 416
of which STAR	67 689	44 825	41 215
Euronext MIV Milan *	195	188	195
Euronext Growth Milan	11 519	10 462	9 894
Total	769 362	610 248	559 505
Capitalisation (% GDP)			
Euronext Milan	42.7%	32.2%	30.1%
of which STAR	3.8%	2.4%	2.3%
Total	43.4%	32.8%	30.7%
Capitalisation (% Tot.)			
FTSE MIB Shares	80.1%	80.3%	81.1%

Capitalization is computed with no-rounded official prices.



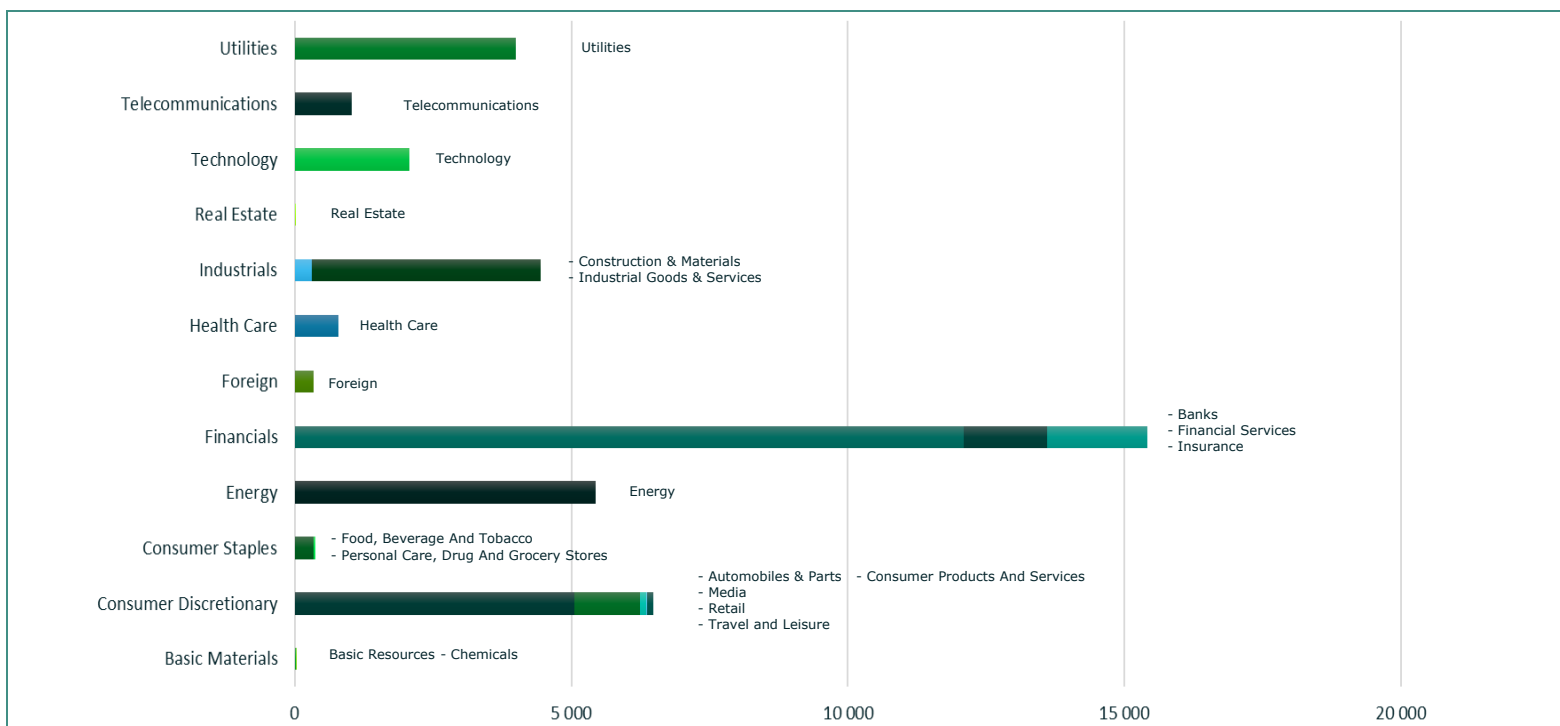
Note: internal chart: capitalisation on 30.12.2021;
external chart: capitalisation on 30.09.2022.

TRADING

SHARES	JAN-SEP 2021		JAN-SEP 2022		SEP 2022	
	Trades Number	Turnover eur m	Trades Number	Turnover eur m	Trades Number	Turnover eur m
Euronext Milan Domestic	59 194 607	421 953.5	57 610 712	421 940.3	5 473 634	38 284.8
of which STAR	6 442 335	22 161.5	5 346 153	16 659.3	487 594	1 218.9
Euronext Milan Foreign	2 016 405	19 532.0	2 077 218	19 117.5	202 027	1 838.7
of which STAR	24 259	128.3	22 526	97.0	1 397	4.9
Euronext MIV Milan *	88	1.7	66	2.9	7	0.2
Global Equity Market	784 280	6 014.1	731 448	6 058.2	47 922	344.3
Euronext Growth Milan	1 085 141	3 093.5	1 067 231	2 511.5	71 348	136.4
Total	63 080 521	450 594.7	61 486 675	449 630.3	5 794 938	40 604.3
FTSE MIB Shares						
% Shares Total	72.4%	86.4%	75.7%	89.5%	75.9%	91.2%

Other Instruments	JAN-SEP 2021		JAN-SEP 2022		SEP 2022	
	Trades Number	Turnover eur m	Trades Number	Turnover eur m	Trades Number	Turnover eur m
SeDex	1 727 861	13 248.0	1 617 379	10 259.2	163 110	924.8
Warrant	119 277	196.0	55 197	68.8	4 531	5.1
MIV Closed End Funds	15 278	41.4	11 011	34.9	931	2.3
ATFund	1 267	110.1	870	100.8	141	20.0
ETF	4 655 554	70 261.0	4 614 139	72 379.9	426 022	6 668.9
ETC\ETN	1 711 117	19 572.0	2 448 670	22 981.3	243 844	2 177.7
ETFplus	6 366 671	89 833.0	7 062 809	95 361.1	669 866	8 846.6
Convertible Bonds	3 198	23.8	1 146	12.1	94	0.5
Subscription rights	61 491	55.8	41 175	25.0	84	0.1
Mot - Government Bonds	1 866 222	113 013.3	2 670 681	103 566.2	415 289	13 244.1
Mot - Bonds	63 826	1 011.6	49 996	635.9	7 063	87.0
Mot - Eurobonds and ABS	343 693	6 194.9	378 568	5 336.6	49 262	647.0
ExtraMOT	4 778	307.2	7 053	307.7	1 558	72.0
Fixed Income Total	2 278 519	120 527.0	3 106 298	109 846.4	473 172	14 050.2

INDUSTRY/SUPERSECTOR TURNOVER (eur m)



NEW LISTINGS

RECENT EVENTS

ISSUER	MKT	SEGM	SHARES	FIRST TRADING DAY	EVENT	1st DAY CAPITALISATION (eur m)	LISTING SPONSOR (EURONEXT GROWTH ADVISOR for EGM)
Net Insurance	EXM	Star	0	01.08.2022	Transition from EGM to Euronext Milan - Star	146.52	Banca Akros - EnVent Capital Markets
Best Buy Co	BEM	...	0	01.08.2022	Admission on Global Equity Market
Coinbase Global	BEM	...	0	01.08.2022	Admission on Global Equity Market
Levi Strauss & Co	BEM	...	0	01.08.2022	Admission on Global Equity Market
Lyft	BEM	...	0	01.08.2022	Admission on Global Equity Market
Moderna	BEM	...	0	01.08.2022	Admission on Global Equity Market
Robinhood Markets	BEM	...	0	01.08.2022	Admission on Global Equity Market
Singularity Future Technology	BEM	...	0	01.08.2022	Admission on Global Equity Market
Snowflake	BEM	...	0	01.08.2022	Admission on Global Equity Market
Virgin Galactic Holdings	BEM	...	0	01.08.2022	Admission on Global Equity Market
Wework	BEM	...	0	01.08.2022	Admission on Global Equity Market
Siav	EGM	...	0	04.08.2022	IPO	28.24	Integrae SIM
Yolo Group	EGM	Professional	0	05.08.2022	IPO	32.49	EnVent Capital Markets
Franchetti	EGM	...	0	29.09.2022	IPO	12.04	Integrae SIM

NEWLY ADMITTED COMPANIES (THROUGH IPOS, SPOS AND INSTITUTIONAL PLACINGS)

Security:	IMPRENDIROMA		Total		of which public	of which institutional	
Offer period:	...	Offered shares:	max	1 200 000	min	- max	1 200 000
	20.07.2022	Greenshoe:	max	-	-	-	-
Offer price:	5.00	Requested shares:
Bookbuilding range:	Allotted shares:	...	1 200 000	1 200 000
Minimum lot:	...	- of which greenshoe:	...	-	-	-	-
Placed stake:	10.7%	Capital raised (ML euro):	...	6.00	6.00
		- from newly issued shares:	...	6.00	6.00
Bit alphabetical code:	...						
Bloomberg code:	...	Market and segment:	EURONEXT GROWTH MILAN -				
Reuters code:	...	Sector:				

Security:	ENERGY		Total		of which public	of which institutional	
Offer period:	...	Offered shares:	max	11 375 000	min	- max	11 375 000
	01.08.2022	Greenshoe:	max	1 138 000	-	-	-
Offer price:	2.40	Requested shares:
Bookbuilding range:	Allotted shares:	...	12 513 000	12 513 000
Minimum lot:	...	- of which greenshoe:	...	1 138 000	-	-	1 138 000
Placed stake:	25.0%	Capital raised (ML euro):	...	30.03	30.03
		- from newly issued shares:	...	27.30	27.30
Bit alphabetical code:	...						
Bloomberg code:	...	Market and segment:	EURONEXT GROWTH MILAN -				
Reuters code:	...	Sector:				

Security:	SIAV		Total		of which public	of which institutional	
Offer period:	...	Offered shares:	max	1 500 000	min	- max	1 500 000
	04.08.2022	Greenshoe:	max	170 000	-	-	-
Offer price:	3.00	Requested shares:
Bookbuilding range:	Allotted shares:	...	1 670 000	1 670 000
Minimum lot:	...	- of which greenshoe:	...	170 000	-	-	170 000
Placed stake:	18.2%	Capital raised (ML euro):	...	5.01	5.01
		- from newly issued shares:	...	5.01	5.01
Bit alphabetical code:	...						
Bloomberg code:	...	Market and segment:	EURONEXT GROWTH MILAN -				
Reuters code:	...	Sector:				

Security:	YOLO GROUP		Total		of which public	of which institutional	
Offer period:	...	Offered shares:	max	2 521 500	min	- max	2 521 500
	05.08.2022	Greenshoe:	max	132 000	-	-	-
Offer price:	3.77	Requested shares:
Bookbuilding range:	Allotted shares:	...	2 653 500	2 653 500
Minimum lot:	...	- of which greenshoe:	...	132 000	-	-	132 000
Placed stake:	30.3%	Capital raised (ML euro):	...	10.00	10.00
		- from newly issued shares:	...	10.00	10.00
Bit alphabetical code:	...						
Bloomberg code:	...	Market and segment:	EURONEXT GROWTH MILAN - Professional				
Reuters code:	...	Sector:				

Security:	FRANCHETTI		Totale		of which public	of which institutional	
Offer period:	...	Offered shares:	max	733 000	min	- max	733 000
	29.09.2022	Greenshoe:	max	100 000	-	-	-
Offer price:	3.00	Requested shares:
Bookbuilding range:	Allotted shares:	...	733 000	733 000
Minimum lot:	...	- of which greenshoe:	...	-	-	-	-
Placed stake:	19.6%	Capital raised (ML euro):	...	2.20	2.20
		- from newly issued shares:	...	2.20	2.20
Bit alphabetical code:	...						
Bloomberg code:	...	Market and segment:	EURONEXT GROWTH MILAN -				
Reuters code:	...	Sector:				

RIGHT ISSUES

N° MKT	SEGM	SECURITIES	OPTION RIGHTS TRADING PERIOD		OFFER PRICE	OFFERED SHARES	ISSUE RATE	UNEXERCISED PREEMPTIVE RIGHTS (%)	ALLOTTED SHARES	CAPITAL RAISED (eur m)	
			FROM	TO							
EGM	-	DIGITAL MAGICS ORD	27.09.2021	15.10.2021	3.65	2 181 438	2 ord / 7 ord	15.0%	2 181 438	7.96	
EGM	-	ASKOLL EVA ORD	04.10.2021	21.10.2021	1.13	6 875 955	5 ord / 14 ord	34.6%	5 842 305	6.60	
EXM	-	SAFILO GROUP ORD	11.10.2021	28.10.2021	0.979	137 851 923	1 ord / 2 ord	0.6%	137 851 923	134.96	
EXM	-	JUVENTUS FOOTBALL CLUB ORD	29.11.2021	16.12.2021	0.334	1 197 226 782	9 ord / 10 ord	8.2%	1 197 226 782	399.87	
EGM	-	SG COMPANY ORD	29.11.2021	16.12.2021	0.20	6 172 544	1 ord / 4 ord	2.2%	6 172 544	1.23	
EGM	-	SG COMPANY WAR	29.11.2021	16.12.2021	-	6 172 544	1 : 1 new share	2.2%	6 172 544	-	
EXM	-	BANCA INTERMOBILIARE ORD	06.12.2021	20.12.2021	0.0336	683 613 315	5 ord / 12 ord	2.5%	683 613 315	22.97	
EGM	-	SG COMPANY WAR	29.11.2021	16.12.2021	-	6 172 544	1 : 1 new share	2.2%	6 172 544	-	
1	EXM	-	CSP INTERNATIONAL ORD	27.12.2021	21.01.2022	0.38	18 145 872	9 ord / 16 ord	63.1%	6 690 186	2.54
2	EXM	Star	IVS GROUP ORD	09.05.2022	26.05.2022	3.56	52 168 656	24 ord / 17 ord	1.1%	52 168 608	185.72
3	EGM	-	UCAPITAL24 ORD	23.05.2022	09.06.2022	1.26	1 003 544	1 ord / 5 ord	53.2%	470 036	1.26
4	EGM	-	FENIX ENTERTAINMENT ORD	20.06.2022	07.07.2022	5.50	755 633	1 ord / 5 ord	93.9%	46 205	1.00
5	EXM	-	SAIPEM ORD	27.06.2022	11.07.2022	1.013	1 974 327 430	95 ord / 1 right	30.2%	1 377 339 640	1 999.99
6	EXM	Star	LANDI RENZO ORD	18.07.2022	04.08.2022	0.53	112 500 000	1 ord / 1 ord	4.2%	107 781 064	59.63

SCRIP RIGHT ISSUES

N° MKT	SECURITIES	EFFECTIVE DATE	NOMINAL VALUE		ISSUE RATE	SHARES OFFERED (number)	SHARES AFTER THE ISSUE	VALUE (eur m)
			BEFORE	AFTER				
EGM	WEBSOLUTE	05.10.2020	0.02	0.02	1:10	864 895	9 513 845	0.02
EGM	RENERGETICA	16.11.2020	0.1368	0.1368	1:10	735 098	8 086 098	0.10

TOTAL MONEY RAISED (eur m)

	NUMBER	SECURITIES		MONEY RAISED	INVESTORS				
		NEWLY ISSUED	SOLD		SHARE-HOLDERS	PUBLIC	EMPLOYEES	INSTIT. INVESTORS	OTHER
YEAR 2022 - TOTAL FROM CAPITAL INCREASE	6	2 250.1	-	2 250.1	2 250.1	-	-	-	-
Euronext Milan	4	2 247.9	-	2 247.9	2 247.9	-	-	-	-
- of which Star	2	245.3	-	245.3	245.3	-	-	-	-
Euronext MIV Milan*	-	-	-	-	-	-	-	-	-
Euronext Growth Milan	2	2.3	-	2.3	2.3	-	-	-	-
YEAR 2022 TOTAL FROM OPVS (excluding closed-end funds)	20	495.7	889.6	1 385.3	-	-	-	1 385.3	-
Euronext Milan	3	243.3	309.3	552.6	-	-	-	552.6	-
- of which Star	1	20.2	18.3	38.5	-	-	-	38.5	-
Euronext MIV Milan*	-	-	-	-	-	-	-	-	-
Euronext Growth Milan	17	252.5	580.3	832.8	-	-	-	832.8	-
TOTAL IPO AND SPO	20	495.7	889.6	1 385.3	-	-	-	1 385.3	-
Euronext Milan	3	243.3	309.3	552.6	-	-	-	552.6	-
- of which Star	1	20.2	18.3	38.5	-	-	-	38.5	-
Euronext MIV Milan*	-	-	-	-	-	-	-	-	-
Euronext Growth Milan	17	252.5	580.3	832.8	-	-	-	832.8	-
TOTAL YEAR 2022 (excluding closed-end funds)	26	2 745.9	889.6	3 635.5	2 250.1	-	-	1 385.3	-

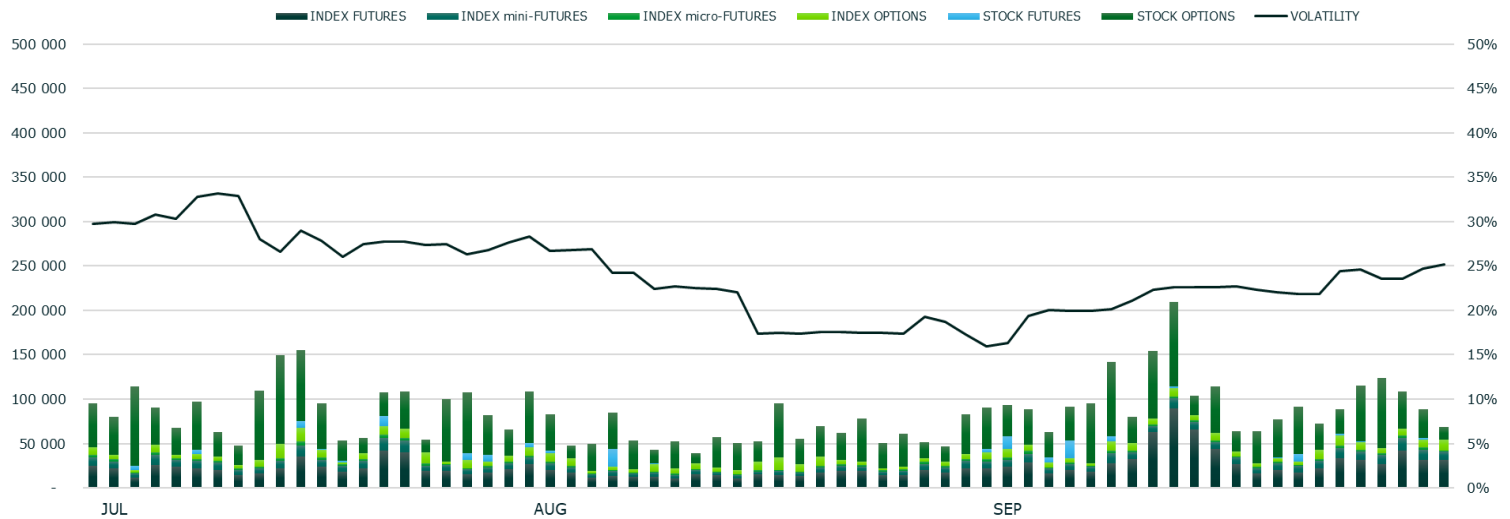
TAKEOVER BIDS

N° BIDDER	OFFER TYPE	TARGET SHARES	OFFER PERIOD		PRICE (eur)	SHARES		STAKE OWNED AFTER OFFER	TURNOVER (eur m)
			FROM	TO		REQUESTED	BOUGHT		
CIRCULAR BIDCO	VOLUNTARY	SICIT GROUP	14.06.2021	07.07.2021	16.80	22 477 712	19 059 525	84.79%	320.20
COMPAGNIE INDUSTRIALI RIUNITE	VOLUNTARY	CIR	21.06.2021	29.07.2021	0.51	156 862 745	156 862 745	14.12%	80.00
CASTOR BIDCO	VOLUNTARY	CERVED GROUP	16.07.2021	09.09.2021	10.20	195 274 979	154 073 094	79.97%	1 571.55
MARBLES	VOLUNTARY	RETELIT	26.07.2021	01.10.2021	3.10	117 041 550	101 963 359	94.99%	316.09
BICE	MANDATORY	CDR ADVANCE CAPITAL	06.10.2021	26.10.2021	0.00	20 960 154	11 626 202	58.81%	0.04
GENERALI ASSICURAZIONI	VOLUNTARY	CATTOLICA ASSICURAZIONI	04.10.2021	29.10.2021	6.75	174 293 926	138 842 677	84.47%	937.19
RIMINI BIDCO SPA	MANDATORY	RENO DE MEDICI	22.11.2021	17.12.2021	1.45	99 886 043	53 811 275	95.10%	78.03
FINE FOODS & PHARMACEUTICALS NTM	MANDATORY	EURO COSMETIC	29.11.2021	17.12.2021	8.60	1 187 600	1 008 000	99.40%	8.67
1 BARBIERI & TAROZZI HOLDING	VOLUNTARY	SITI B&T GROUP	07.02.2022	25.02.2022	3.70	3 170 640	2 295 097	93.01%	8.49
2 IDEANOMICS	VOLUNTARY	ENERGICA MOTOR COMPANY	14.02.2022	04.03.2022	3.20	15 729 176	14 084 535	94.63%	45.07
3 TRINITY INVESTMENTS	VOLUNTARY	BANCA INTERMOBILIARE	07.03.2022	25.03.2022	0.05	291 577 427	210 798 607	96.53%	10.33
4 SOLIDUS BIDCO	MANDATORY	TAS	14.03.2022	01.04.2022	2.20	11 831 549	4 242 771	94.12%	9.33
5 AMALFI HOLDING	MANDATORY	LA DORIA	28.03.2022	21.04.2022	16.50	6 235 967	2 542 047	94.11%	41.94
6 GREEN BIDCO	MANDATORY	FALCK RENEWABLES	11.04.2022	10.05.2022	8.81	95 879 597	76 272 980	95.41%	671.96
7 IDI	MANDATORY	BFC MEDIA	25.04.2022	13.05.2022	3.75	978 523	838 523	95.59%	3.14
8 HOWDEN ITALIA HOLDINGS	MANDATORY	ASSITECA	15.06.2022	05.07.2022	5.62	2 007 978	1 665 747	99.20%	9.37
9 LUXOTTICA GROUP	MANDATORY	GIORGIO FEDON	20.06.2022	08.07.2022	17.03	151 721	128 179	98.76%	2.18
10 PJ ABILITY	VOLUNTARY	ROSSS	25.05.2022	15.07.2022	1.02	1 850 000	1 285 819	95.39%	1.31
11 EVERGREEN	VOLUNTARY	COIMA RES	27.06.2022	22.07.2022	10.00	36 106 558	35 484 532	98.28%	354.85
12 ROMULUS AND REMUS INVESTMENTS LLC	VOLUNTARY	ROMA	13.06.2022	25.07.2022	0.43	62 918 072	34 713 618	95.91%	14.93
13 ASSICURAZIONI GENERALI	MANDATORY	CATTOLICA ASSICURAZIONI	11.07.2022	29.07.2022	6.75	12 547 136	5 382 833	97.36%	36.33
14 BPER	MANDATORY	BANCA CARIGE	11.07.2022	29.07.2022	0.80	156 568 709	96 028 051	93.90%	76.82
BPER	VOLUNTARY	BANCA CARIGE RSP	11.07.2022	29.07.2022	25 000.00	20	1	5.00%	0.03
15 LIMBO SRL	VOLUNTARY	PITECO	18.07.2022	05.08.2022	11.25	7 113 004	6 498 360	98.77%	73.11

The offers on Sourcesense, Cellularline and Tod's are currently underway.

AAI Before unexercised preemptive right auction
BEM Borsa Italiana Equity Market
EGM Euronext Growth Milan
EXM Euronext Milan

IDEM - DERIVATIVES TRADING



	DAYS	MONTH	TURNOVER							OPEN INTEREST (4) NUMBER OF CONTRACTS	
			TOTAL			DAILY AVERAGE					
			STANDARD CONTRACTS	TRADES NUMBER	TURNOVER (1) eur m	OTHER (2)	% TOT SHARES (3)	STANDARD CONTRACTS	TRADES NUMBER		TURNOVER eur m
INDEX FUTURES (5)	192	TOT 2022	4 702 468	3 561 661	546 951.5	-	121.6%	24 492	18 550	2 848.7	112 264
	22	AUG 2022	345 625	296 489	38 653.7	-	115.3%	15 710	13 477	1 757.0	112 322
	22	SEP 2022	727 339	480 810	77 835.8	-	191.7%	33 061	21 855	3 538.0	112 264
FTSE MIB INDEX miniFUTURES	192	TOT 2022	1 727 251	1 452 974	40 850.2	-	9.1%	8 996	7 568	212.8	10 798
	22	AUG 2022	109 290	91 557	2 449.4	-	7.3%	4 968	4 162	111.3	14 783
	22	SEP 2022	190 804	157 453	4 103.9	-	10.1%	8 673	7 157	186.5	10 798
FTSE MIB INDEX microFUTURES	192	TOT 2022	381 370	247 667	1 787.0	-	0.4%	1 986	1 290	9.3	3 564
	22	AUG 2022	36 575	21 551	163.9	-	0.5%	1 663	980	7.5	6 190
	22	SEP 2022	44 730	29 615	192.4	-	0.5%	2 033	1 346	8.7	3 564
FTSE MIB INDEX OPTIONS	192	TOT 2022	1 365 329	264 888	78 335.7	1 877.7	17.4%	7 111	1 380	408.0	221 423
	22	AUG 2022	137 410	25 591	7 438.5	119.5	22.2%	6 246	1 163	338.1	229 583
	22	SEP 2022	158 880	33 761	8 371.3	226.3	20.6%	7 222	1 535	380.5	221 423
STOCK FUTURES (6)	192	TOT 2022	730 594	667	2 369.9	-	0.6%	3 805	3	12.3	108 228
	22	AUG 2022	28 239	24	85.5	-	0.3%	1 284	1	3.9	126 038
	22	SEP 2022	63 022	77	162.9	-	0.4%	2 865	4	7.4	108 228
STOCK DIVIDEND FUTURES	192	TOT 2022	9 278	63	22.7	-	-	48	0	0.1	21 348
	22	AUG 2022	9	2	0.0	-	-	0	0.1	0.0	21 343
	22	SEP 2022	105	2	0.3	-	-	5	0.1	0.0	21 348
STOCK OPTIONS	192	TOT 2022	12 135 562	313 158	37 826.6	2 320.9	8.9%	63 206	1 631	197.0	5 260 201
	22	AUG 2022	696 156	27 678	2 221.2	126.5	6.9%	31 643	1 258	101.0	5 340 424
	22	SEP 2022	1 010 636	33 189	3 181.0	202.9	8.1%	45 938	1 509	144.6	5 260 201
EQUITY DERIVATIVES TOTAL	192	TOT 2022	21 051 852	5 841 078	708 143.6	4 198.6	157.5%	109 645	30 422	3 688.2	5 737 826
	22	AUG 2022	1 353 304	462 892	51 012.3	246.0	152.2%	61 514	21 041	2 318.7	5 850 683
	22	SEP 2022	2 195 516	734 907	93 847.6	429.1	231.1%	99 796	33 405	4 265.8	5 737 826
ELECTRICITY FUTURES	192	TOT 2022	-	-	-	-	-	-	-	-	-
	22	AUG 2022	-	-	-	-	-	-	-	-	-
	22	SEP 2022	-	-	-	-	-	-	-	-	-
WHEAT FUTURE	192	TOT 2022	-	-	-	-	-	-	-	-	-
	22	AUG 2022	-	-	-	-	-	-	-	-	-
	22	SEP 2022	-	-	-	-	-	-	-	-	-
IDEM TOTAL	192	TOT 2022	21 051 852	5 841 078	708 143.57	-	-	109 645	30 422	3 688.2	5 737 826
	22	AUG 2022	1 353 304	462 892	51 012.34	-	-	61 514	21 041	2 318.7	5 850 683
	22	SEP 2022	2 195 516	734 907	93 847.57	-	-	99 796	33 405	4 265.8	5 737 826

(1) The notional turnover is computed as the product of contracts number, price and index multiplier for index futures; contracts number, price and size multiplier for stock futures; contracts number, strike prices and index multiplier for index options; contracts number, strike prices and sizes for stock options.

(2) Premium in euro million for options and equity derivatives total; traded MWH for electricity future, tons for wheat future.

(3) As percentage on shares turnover (total shares for Index derivatives and Idem total; shares with underlying listed on Borsa Italiana for stock futures and stock options).

(4) Gross figures for Open positions at the end of period.

(5) Includes data for FTSE MIB index futures, FTSE MIB index dividend futures and FTSE PIR PMI index futures.

(6) Includes data for European stock futures.

Additional Information:

This publication uses only electronic trading data (daily and after hours sessions).

Shares of foreign companies, which are exclusively listed on Borsa Italiana and on no other European Exchange, are considered Domestic Companies Capitalisation, included in the Domestic and in the Domestic Trading figures.

* Euronext MIV Milan figures include Investment Companies, SPAC and FIA.

There were 22 trading days in September 2022 and 22 trading days in September 2021 on Borsa Italiana.

There were 192 trading days in the period January - September 2022 and 192 trading days in the period January - September 2021.

5th October 2022 - 15:00

Markets Analysis
Piazza degli Affari, 6 - 20123 Milano
T +39 02 724261 | Fax +39 02 8646.4323
e-mail: markets_analysis@borsaitaliana.it
www.borsaitaliana.it

This publication is for information purposes only and is not a recommendation to engage in investment activities. This publication is provided "as is" without representation or warranty of any kind. Whilst all reasonable care has been taken to ensure the accuracy of the content, Euronext does not guarantee its accuracy or completeness. Euronext will not be held liable for any loss or damages of any nature ensuing from using, trusting or acting on information provided. No information set out or referred to in this publication shall form the basis of any contract. The creation of rights and obligations in respect of financial products that are traded on the exchanges operated by Euronext's subsidiaries shall depend solely on the applicable rules of the market operator. All proprietary rights and interest in or connected with this publication shall vest in Euronext. No part of it may be redistributed or reproduced in any form without the prior written permission of Euronext. Euronext disclaims any duty to update this information. Euronext refers to Euronext N.V. and its affiliates. Information regarding trademarks and intellectual property rights of Euronext is located at www.euronext.com/terms-use.

© 2022 Euronext N.V. - All rights reserved

