

# ETFplus Monitor

**Q1 2020**

January – March



**London**

Stock Exchange Group

# Contents

---

## ETFplus

---

Q1 News	page 3
---------	--------

---

New listings on Italian market	page 4
--------------------------------	--------

---

Trades	page 5
--------	--------

---

Liquidity – Spread	page 6
--------------------	--------

---

AUM in Italy and Net Inflow	page 7
-----------------------------	--------

## **ETFplus market Milestone – Q1 2020**

- 2 new ETFs' issuers: Credit Suisse Asset Management and Rize ETF, for a total of 23 issuers of ETPs.
- 32 new ETFs listed in Q1, for a total of 1274 instruments (1059 ETFs and 215 ETCs/ETNs) available on ETFplus market at the end of March.

## **AUM / Net inflow in Italy – Q1 2020**

- ETFplus AUM reached €79.56bn (+8.01% vs March 2019).
- In the Q1 the net inflow reached €2.25bn (+49.35% vs Q1 2019).

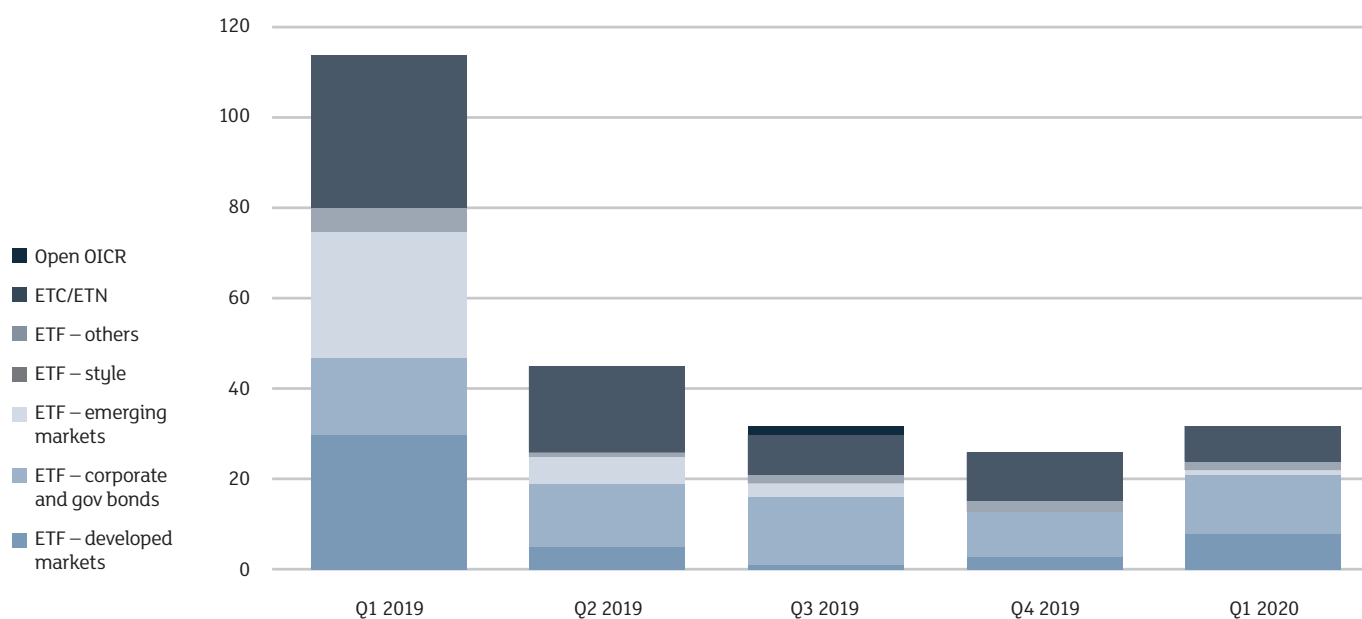
## **Trades – Q1 2020**

- Q1 turnover: €43.72bn with more than 2.57m trades. €20.52bn traded in March with over 1.31m trades, reaching a new record for both value in a single month.
- New record for the turnover traded with RFQ functionality in Q1 2020: €3.58bn traded with an average size of €2.16m.

## **News from ETFplus market**

- 10 ESG ETFs listed in Q1 (7 equity + 3 fixed income)
- Two active ETFs investing following both multi-factorial and ESG approaches

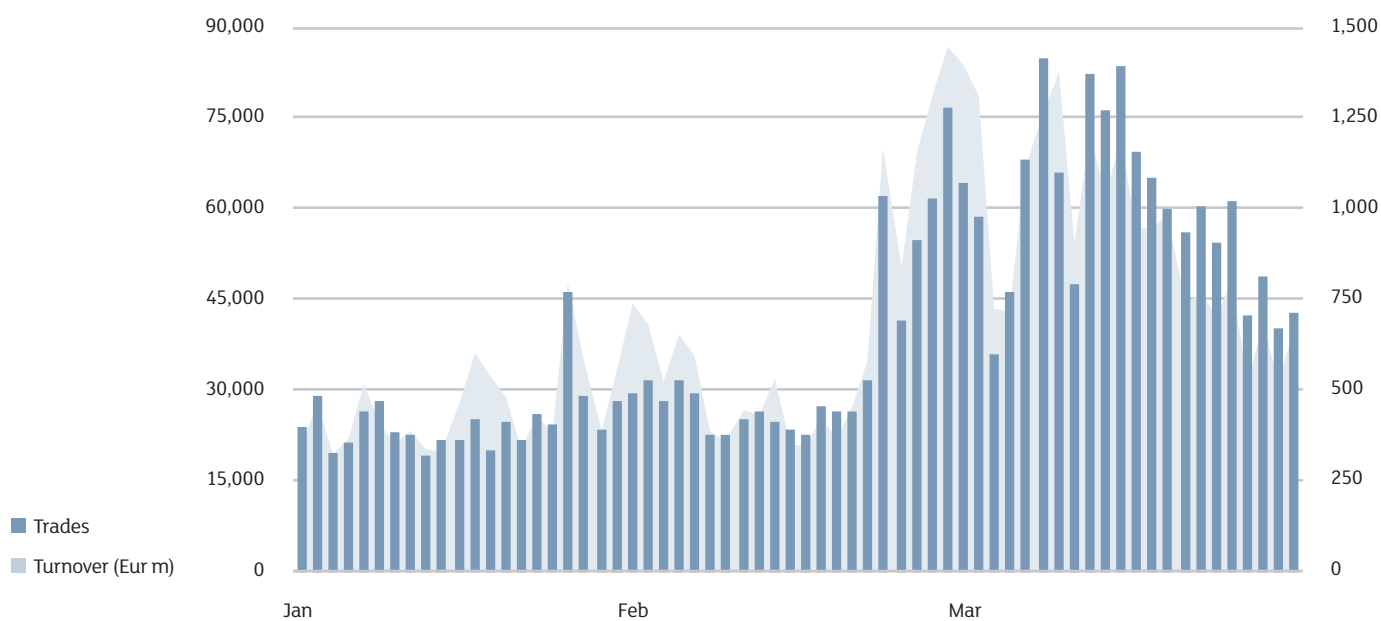
# New listings on Italian market



## New listings – Q1 2020

ETF	
Government Bonds - Ex Euro	2
Corporate Bond - High Yield	4
Corporate Bond - Ex Euro	2
Corporate Bond - Euro	1
Equity Style (Developed)	2
Equity World	3
Equity Europe - Regional	2
Bond Short	1
Government Bonds - Euro	1
Equity Emerging - World	1
Equity Thematic	8
Aggregate Bond	1
Equity North America	2
Equity Pacific	1
Government Bonds - Emerging	1
<b>Total Q1 2020</b>	<b>32</b>
<b>Listed 31.03.2020</b>	<b>1,274</b>

# Trades



Daily average	Q1 2020	Var. % Q1 2019
---------------	---------	----------------

## ETF

Trades	25.423	102,3%
Turnover (Eur m)	541,1	42,8%

## ETC/ETN

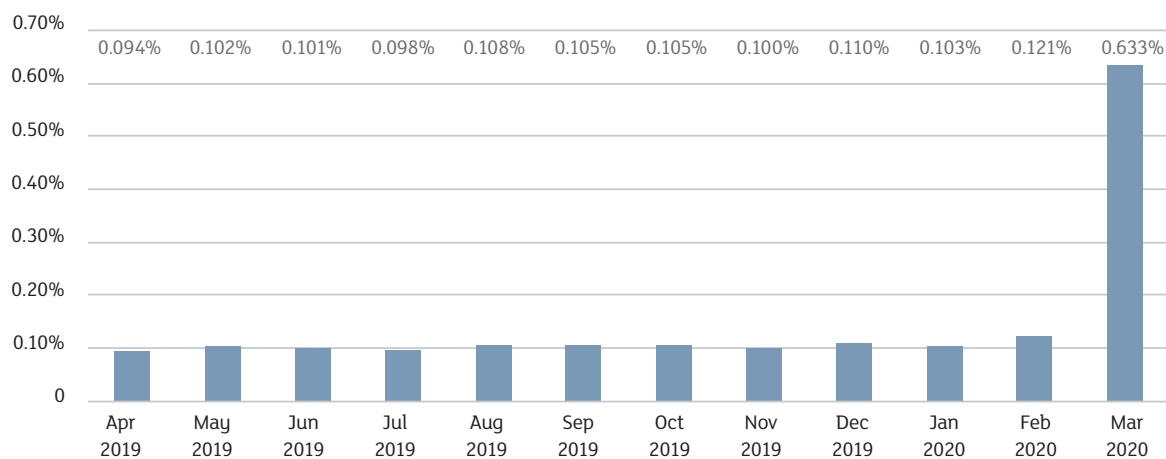
Trades	14.681	90,9%
Turnover (Eur m)	142,1	96,9%

Source: LSEG – Markets Analysis

# Liquidity – Spread

	ETF Developed market	ETF Corporate government bond	ETF Emerging markets	ETF Style	ETF Others
Apr 2019	0.073%	0.087%	0.147%	0.154%	0.177%
May 2019	0.078%	0.096%	0.164%	0.162%	0.197%
Jun 2019	0.074%	0.094%	0.168%	0.175%	0.197%
Jul 2019	0.068%	0.094%	0.161%	0.173%	0.199%
Aug 2019	0.078%	0.104%	0.174%	0.177%	0.210%
Sep 2019	0.072%	0.107%	0.161%	0.167%	0.195%
Oct 2019	0.074%	0.106%	0.160%	0.165%	0.205%
Nov 2019	0.068%	0.099%	0.155%	0.164%	0.202%
Dec 2019	0.081%	0.107%	0.165%	0.177%	0.202%
Jan 2020	0.079%	0.099%	0.155%	0.169%	0.188%
Feb 2020	0.096%	0.112%	0.183%	0.188%	0.226%
Mar 2020	0.386%	0.792%	0.481%	0.641%	0.822%

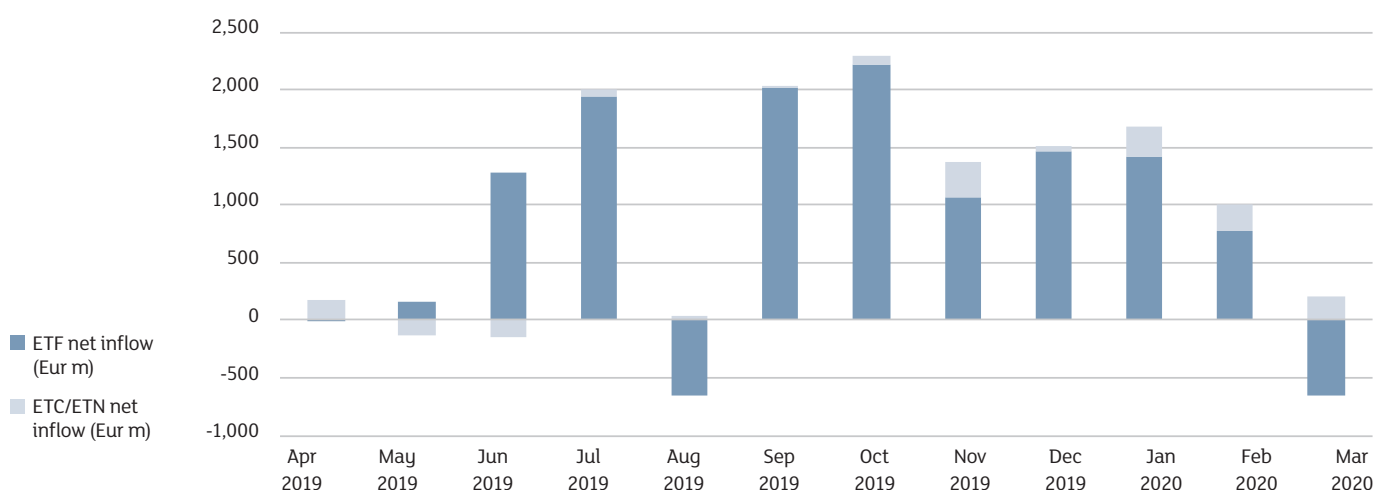
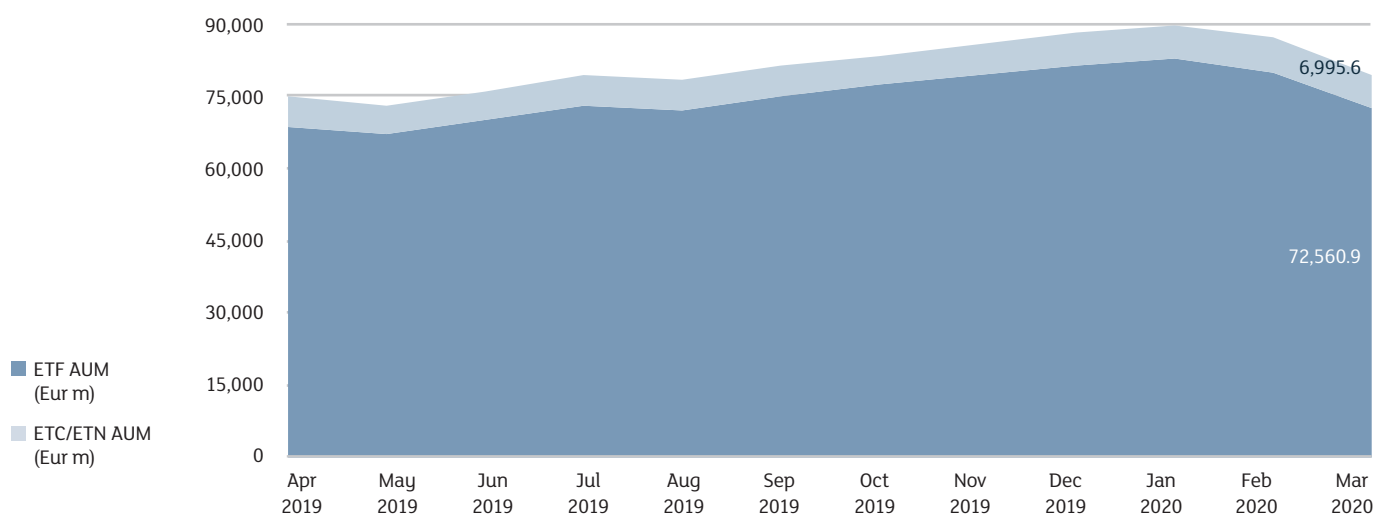
## Market spread



Source: LSEG – Markets Analysis

SPREAD: It is the implicit cost that an investor incurs when buying and selling at the same moment a financial instrument at best bid and ask prices (it is calculated as the difference between best bid and ask prices divided by the mid quote).

# AUM in Italy and Net Inflow



	AUM 2020 (Eur m)	Var, % Mar 2019
ETF	72,560.9	7.2%
ETC/ETN	6,995.6	16.7%
Total	79,556.5	8.0%

	Net inflow Q1 2020 (Eur m)	Net inflow Q4 Trim 2019 (Eur m)	Net inflow YtD (ML Euro)
ETF	1,550.3	4,760.7	1,550.3
ETC/ETN	704.5	431.4	704.5
Total	2,254.8	5,192.0	2,254.8

Source: LSEG – Markets Analysis

# Annex 1 – New listings on Italian market: details about ETF

AREA	ISSUER	INSTRUMENT	ISIN	TRADING CODE	BENCHMARK
EQUITY THEMATIC	UBS (IRL) ETF PLC	UBS MSCI ACWI SOCIAL RES UCITS ETF USD A	IE00BDR55471	AWSRIA	MSCI ACWI SRI 5% ISSUER CAPPED (NET RETURN)
EQUITY STYLE (DEVELOPED)	INVESCO MARKETS II	INVESCO QUAN ESG GL EQ M-FAC UCITS ETF A	IE00BJQRDN15	IQSA	
EQUITY WORLD	VANGUARD FUNDS	VANGUARD FTSE DEVELOP WORLD UCITS ETF A	IE00BK5BQV03	VHVE	FTSE DEVELOPED INDEX IN USD
EQUITY THEMATIC	CREDIT SUISSE INDEX FUND IE ICAV	CSIF MSCI WORLD ESG LEAD UCITS ETF EUR H	IE00BKFT300	WDESGE	MSCI WORLD ESG LEADERS 100% HEDGED TO EUR INDEX
EQUITY WORLD	MULTI UNITS FRANCE	LYXOR MSCI WORLD UCITS ETF EUR HDG DIST	FR0011660927	WLDH	MSCI WORLD EURO HEDGED TRN
BOND SHORT	COMSTAGE	COMSTAGE BUND-FUTURE SHORT UCITS ETF	LU0530119774	BUND1S	SOLACTIVE BUND DAILY (-1X) INVERSE INDEX
EQUITY THEMATIC	WISDOMTREE ISSUER	WISDOMTREE BATTERY SOLUTIONS UCITS ETF	IE00BKLF1R75	VOLT	WISDOMTREE BATTERY SOLUTIONS INDEX
EQUITY STYLE (DEVELOPED)	INVESCO MARKETS II	INVESCO QUAN ESG GL EQ M-FA UCITS ETF HD	IE00BJQRDP39	IQSE	
GOVERNMENT BONDS - EMERGING	VANGUARD FUNDS	VANGUARD USD EMERGING GOVERN UCITS ETF A	IE00BGYWC81	VDEA	BLOOMBERG BARCLAYS EM USD SOVEREIGN + QUASI-SOV
CORPORATE BOND - EURO	VANGUARD FUNDS	VANGUARD EUR CORPORATE BOND UCITS ETF A	IE00BGYWT403	VECA	BARCLAYS EURO CORPORATE BOND TR
EQUITY NORTH AMERICA	VANGUARD FUNDS	VANGUARD S&P 500 UCITS ETF ACC	IE00BFMXXD54	VUAA	S&P 500
EQUITY EMERGING - WORLD	VANGUARD FUNDS	VANGUARD FTSE EMERG MARKETS UCITS ETF A	IE00BK5BR733	VFEA	FTSE EMERGING INDEX USD NET OF TAX
CORPORATE BOND - HIGH YIELD	LYXOR INDEX FUND	LYXOR EURO HIGH YIELD SUSTAI UCITS ETF A	LU2099293339	EHYS	BLOOMBERG BARCLAYS MSCI EU CORP HIGH YIELD SRI SUS
EQUITY THEMATIC	FIRST TRUST GLOBAL FUNDS	FIRST TRUST CLOUD COMPUTING UCITS ETF	IE00BFD2H405	FSKY	ISE CTA CLOUD COMPUTING NTR INDEX
OBBLIGAZIONARIO MISTO	VANGUARD FUNDS	VANGUARD GLOB AGGREGATE BOND UCITS ETF A	IE00BG47KH54	VAGF	BLOOMB BARCL GLOBAL AGGREGATE FLOAT-ADJ AND SCALED
EQUITY PACIFIC	VANGUARD FUNDS	VANGUARD FTSE JAPAN UCITS ETF A	IE00BFMXYX26	VJPA	FTSE JAPAN INDEX
CORPORATE BOND - HIGH YIELD	LYXOR INDEX FUND	LYXOR USD HIGH YIELD SUSTAIN UCITS ETF	LU2099294493	UHYS	BLOOMBERG BARCLAYS MSCI US CORP HIGH YIELD SRI SUS
GOVERNMENT BONDS - EURO	VANGUARD FUNDS	VANGUARD EUROZONE GOVERNMENT UCITS ETF A	IE00BH04GL39	VGEA	BARCLAYS EURO TREASURY BOND TR
EQUITY NORTH AMERICA	CREDIT SUISSE INDEX FUND IE ICAV	CSIF MSCI USA BLUE UCITS ETF	IE00BJBYDR19	CMXUS	MSCI USA
CORPORATE BOND - NON EURO	VANGUARD FUNDS	VANGUARD USD CORPORATE BOND UCITS ETF A	IE00BGYWFK87	VUCE	BLOOMBERG BARCLAYS GLOBAL AGGR CORP - USD
GOVERNMENT BONDS - EX EURO	INVESCO MARKETS II	INVESCO US TREASURY 0-1 Y UCITS ETF DIST	IE00BKWD3C98	TREI	BLOOMBERG BARCLAYS US TREASURY COUPONS INDEX
EQUITY THEMATIC	RIZE UCITS ICAV	RIZE CYBERSECUR AND DATA PRIV UCITS ETF	IE00BJXRZJ40	CYBR	FOX BERRY TEMATICA RES CYB DATA PRIV USD NTR



AREA	ISSUER	INSTRUMENT	ISIN	TRADING CODE	BENCHMARK
EQUITY EUROPE - REGIONAL	VANGUARD FUNDS	VANGUARD FTSE DEV EUROP EXUK UCITS ETF A	IE00BK5BQY34	VERE	FTSE DEVELOPED EUROPE EX UK INDEX
EQUITY THEMATIC	CREDIT SUISSE INDEX FUND IE ICAV	CSIF MSCI USA ESG LEAD BLUE UCITS ETF	IE00BJBYDP94	USESG	MSCI USA ESG LEADERS INDEX
CORPORATE BOND - NON EURO	VANGUARD FUNDS	VANGUARD USD CORPORATE 1-3 Y UCITS ETF A	IE00BGYWSV06	VDCA	BLOOMBERG BARCLAYS GLOBAL AGGREGATE CORPORATE 1-3Y
EQUITY WORLD	VANGUARD FUNDS	VANGUARD FTSE ALL-WORLD UCITS ETF A	IE00BK5BQT80	VWCE	FTSE ALL WORLD INDEX USD NET OF TAX
EQUITY EUROPE - REGIONAL	VANGUARD FUNDS	VANGUARD FTSE DEVELOP EUROPE UCITS ETF A	IE00BK5BQX27	VWCG	FTSE DEVELOPED EUROPE INDEX IN EUR
CORPORATE BOND - HIGH YIELD	LYXOR INDEX FUND	LYXOR GLOB HIGH YIELD SUSTAI UCITS ETF A	LU2099295466	GHYE	BLOOMBERG BARCLAYS MSCI GLOB CORP HIGH YIEL SRISUS
EQUITY THEMATIC	LEGAL & GENERAL UCITS ETF	L&G US EQUITY RESPONSIBLE EXCL UCITS ETF	IE00BKLWY790	RIUS	FOX BERRY SUSTAINABILITY CONSENSUS US TR INDEX
GOVERNMENT BONDS - EX EURO	VANGUARD FUNDS	VANGUARD USD TREASURY BOND UCITS ETF A	IE00BGYWFS63	VDTA	BLOOMBERG BARCLAYS GLOBAL AGG US TREAS FL ADJUSTED
EQUITY THEMATIC	CREDIT SUISSE INDEX FUND IE ICAV	CSIF MSCI WORLD ESG LEAD BLUE UCITS ETF	IE00BJBYDQ02	WDESG	MSCI WORLD ESG LEADERS INDEX
CORPORATE BOND - HIGH YIELD	JP MORGAN ETFS IRELAND ICAV	JPM GLOB HY CORP BOND MUL-FAC UCITS ETF	IE00BKCKJ46	JGHY	JP MORGAN ASS MAN GLOBAL HIGH YIELD MULTI-FACTOR



This document contains text, data, graphics, photographs, illustrations, artwork, names, logos, trade marks, service marks and information (“Information”) connected with Borsa Italiana S.p.A. (“Borsa Italiana”). All reasonable efforts have been made to ensure that the Information in this document was correct at the time of publication. However, Borsa Italiana Spa accepts no liability for decisions taken, or systems-related or other work carried out by any party based on this document. The publication of this document does not represent solicitation, by Borsa Italiana, of public saving and is not to be considered as a recommendation by Borsa Italiana as to the suitability of the investment, if any, herein described.

## **Contacts**

Media Relations

Telephone +39 02 72426 360

[media.relations@borsaitaliana.it](mailto:media.relations@borsaitaliana.it)

[\*\*www.borsaitaliana.it\*\*](http://www.borsaitaliana.it)