

ETFplus Monitor

Q2 2020
April – June



London
Stock Exchange Group

Contents

ETFplus

Q2 News	page 3
---------	--------

New listings on Italian market	page 4
--------------------------------	--------

Trades	page 5
--------	--------

Liquidity – Spread	page 6
--------------------	--------

AUM in Italy and Net Inflow	page 7
-----------------------------	--------

ETFplus market Milestone – Q2 2020

- 30 new ETFs listed in Q2, for a total of 1288 instruments (1080 ETFs and 208 ETCs/ETNs) available on ETFplus market at the end of June.

AUM / Net inflow in Italy – Q2 2020

- New record for the ETFplus AUM, which reached €89.92bn (+18.06% vs June 2019).
- In the Q2 the net inflow reached €3.69bn (+178.16% vs Q2 2019).

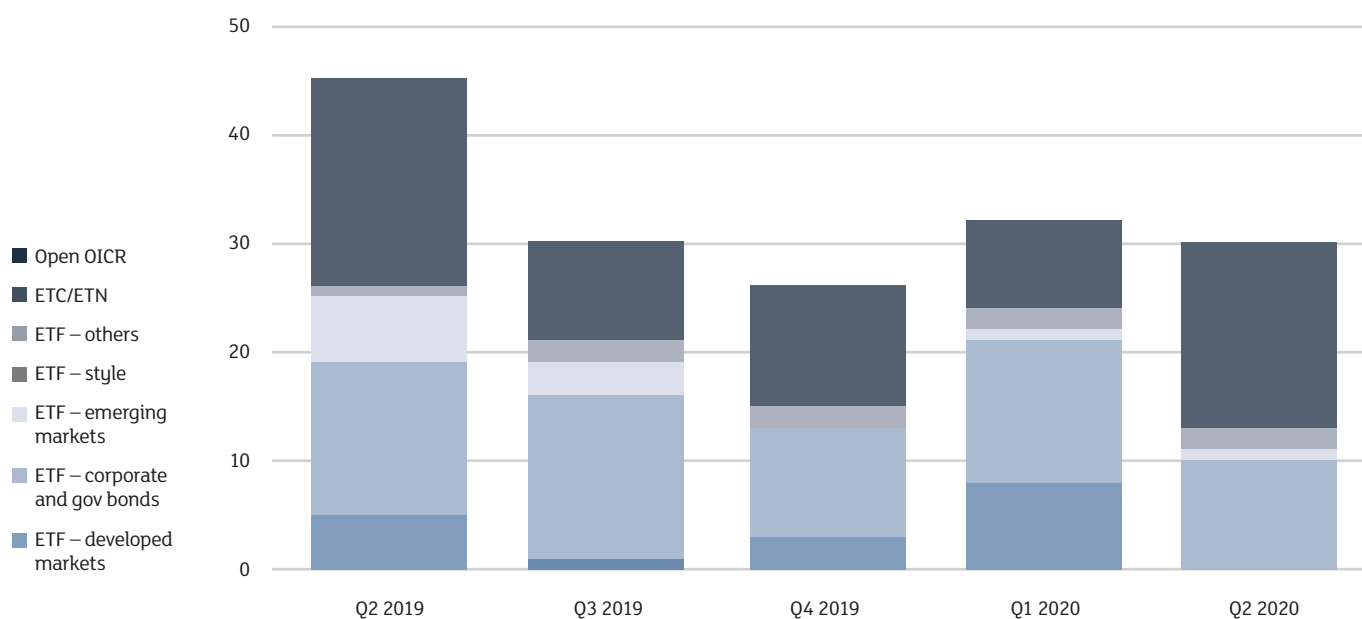
Trades – Q2 2020

- Q2 turnover: €32.88bn with more than 2.45m trades. On April 21st, ETFplus recorded the highest trading volumes since inception in a single session: 85,628 trades.
- At the end of June, the average number of daily trades in 2020 reached 39,825 (+94.23% vs FY 2019), meanwhile the average of daily turnover in 2020 reached €607.96m (+44.87% vs FY 2019).
- €2.12bn traded with RFQ function in Q2 2020, with an average size of €1.51m.

News from ETFplus market

- 20 new ESG ETFs in Q2 (15 equity + 5 fixed income), for a total of 31 new ESG ETFs in 2020.
- First sustainable ETF focused on companies expected to derive significant revenue from areas linked to the Millennials theme.

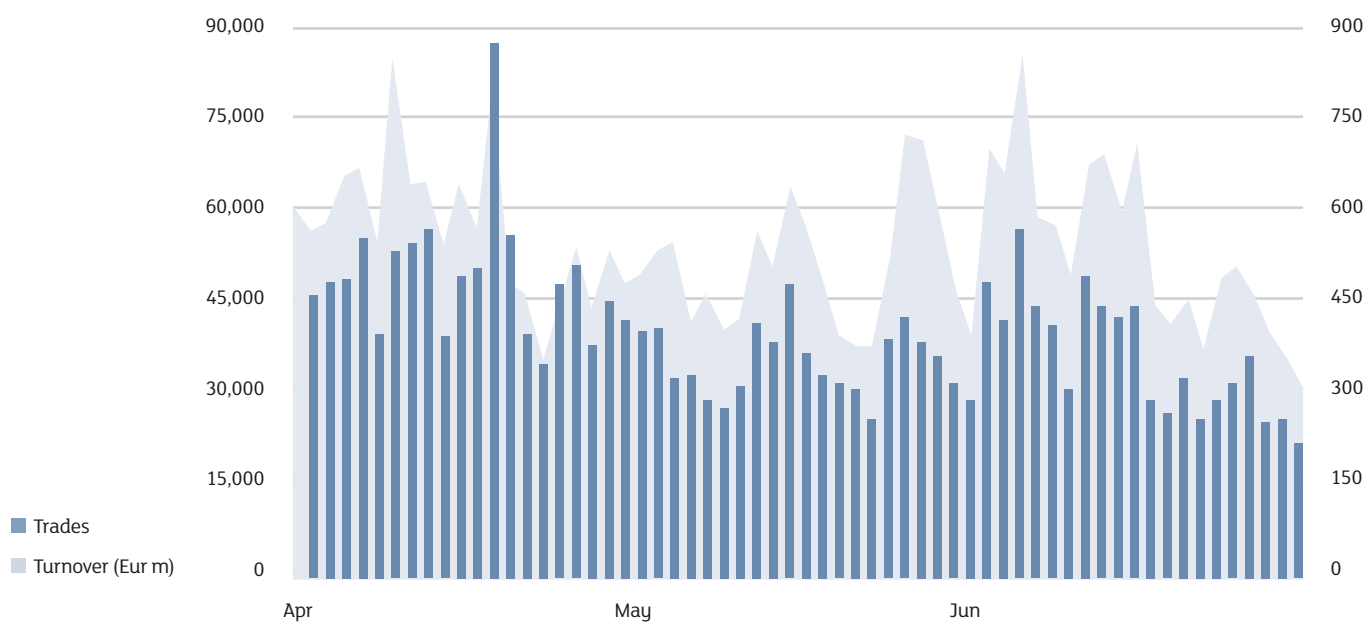
New listings on Italian market



New listings – Q2 2020

ETF	
Corporate Bond - High Yield	2
Government Bonds - Ex Euro	1
Corporate Bond - Ex Euro	1
Equity Style (Developed)	2
Real Estate	1
Inflation	1
Equity Emerging - World	1
Equity Thematic	16
Corporate Bond - World	1
Government Bonds - World	2
Government Bonds - Emerging	2
Total Q2 2020	30
Listed 30.06.2020	1,288

Trades



Daily average	Q2 2020	Var. % Q2 2019	YtD 2020	Var. % YtD 2019
---------------	---------	----------------	----------	-----------------

ETF

Trades	20,256	65.2%	22,881	84.3%
Turnover (Eur m)	392.3	9.0%	467.9	26.6%

ETC/ETN

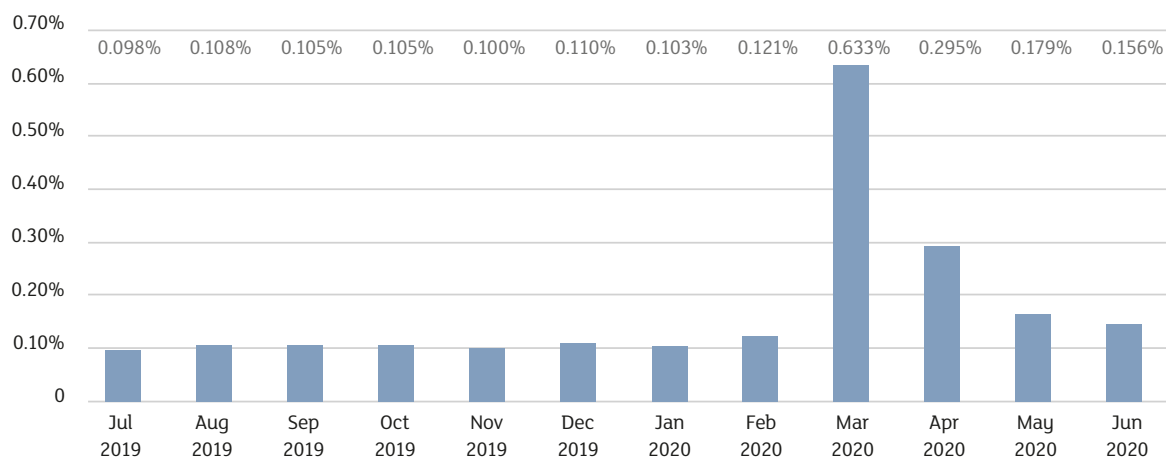
Trades	19,281	181.9%	16,944	133.1%
Turnover (Eur m)	138.0	103.8%	140,1	100.3%

Source: LSEG – Markets Analysis

Liquidity – Spread

	ETF Developed market	ETF Corporate government bond	ETF Emerging markets	ETF Style	ETF Others
Jul 2019	0.068%	0.094%	0.161%	0.173%	0.199%
Aug 2019	0.078%	0.104%	0.174%	0.177%	0.210%
Sep 2019	0.072%	0.107%	0.161%	0.167%	0.195%
Oct 2019	0.074%	0.106%	0.160%	0.165%	0.205%
Nov 2019	0.068%	0.099%	0.155%	0.164%	0.202%
Dec 2019	0.081%	0.107%	0.165%	0.177%	0.202%
Jan 2020	0.079%	0.099%	0.155%	0.169%	0.188%
Feb 2020	0.096%	0.112%	0.183%	0.188%	0.226%
Mar 2020	0.386%	0.792%	0.481%	0.641%	0.822%
Apr 2020	0.163%	0.364%	0.257%	0.364%	0.045%
May 2020	0.011%	0.196%	0.214%	0.234%	0.332%
Jun 2020	0.106%	0.161%	0.202%	0.235%	0.287%

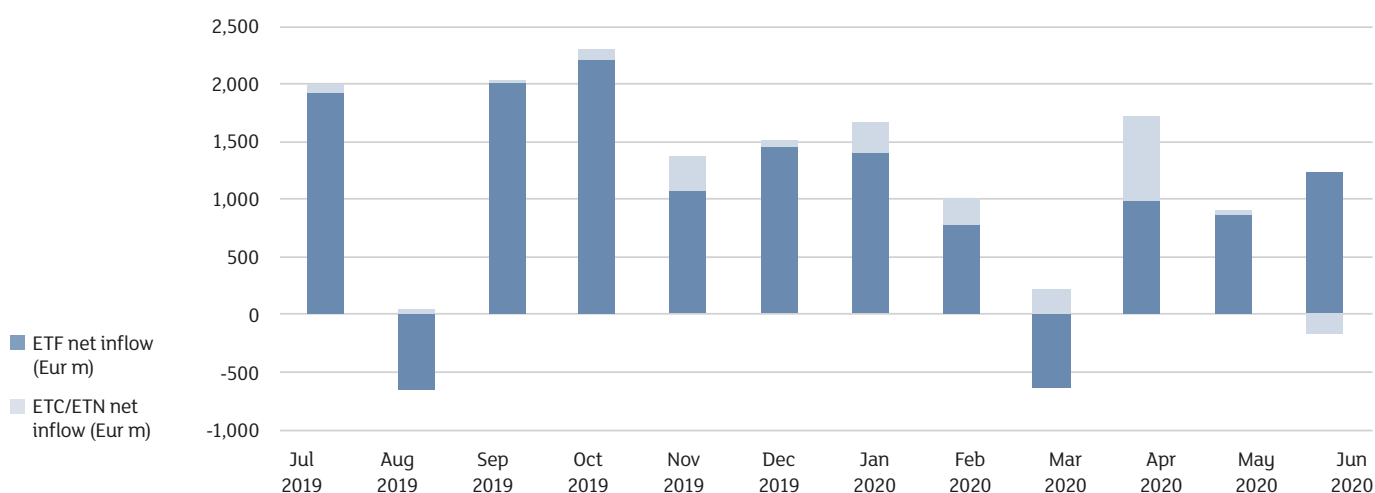
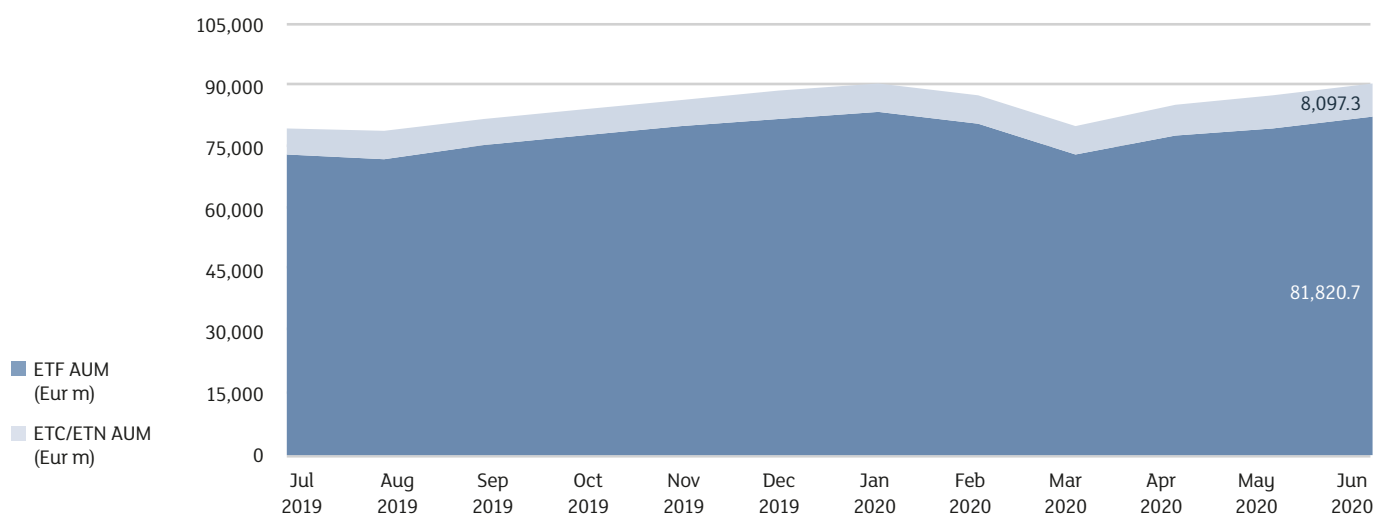
Market spread



Source: LSEG – Markets Analysis

SPREAD: It is the implicit cost that an investor incurs when buying and selling at the same moment a financial instrument at best bid and ask prices (it is calculated as the difference between best bid and ask prices divided by the mid quote).

AUM in Italy and Net Inflow



	AUM 2020 (Eur m)	Var, % Jun 2019
ETF	81,820.7	16.7%
ETC/ETN	8,097.3	34.4%
Total	89,918.1	18.1%

	Net inflow Q2 2020 (Eur m)	Net inflow Q1 Trim 2020 (Eur m)	Net inflow YtD (ML Euro)
ETF	3,100.2	1,550.3	4,650.4
ETC/ETN	588.4	704.5	1,292.9
Total	3,688.6	2,254.8	5,943.4

Source: LSEG – Markets Analysis

Annex 1 – New listings on Italian market: details about ETF

AREA	ISSUER	INSTRUMENT	ISIN	TRADING CODE	BENCHMARK
REAL ESTATE	CREDIT SUISSE INDEX FUND IE ICAV	CSIF FTSE EPRA NAR DEVEL GREEN UCITS ETF	IE00BMDX0K95	GREIT	FTSE EPRA NAREIT DEVELOPED GREEN INDEX
EQUITY THEMATIC	CREDIT SUISSE INDEX FUND IE ICAV	CSIF MSCI USA SMALL C ESG LEAD UCITS ETF	IE00BMDX0L03	USSMC	MSCI USA SMALL CAP ESG LEADERS INDEX
EQUITY THEMATIC	FIRST TRUST GLOBAL FUNDS	FIRST TRUST ARCA BIOTECHNOLOGY UCITS ETF	IE00BL0L0H60	FBT	NYSE BIOTECHNOLOGY NET TOTAL RETURN INDEX
EQUITY THEMATIC	LYXOR INDEX FUND	LYXOR MSCI MILLENNIAL ESG FILT UCITS ETF	LU2023678449	MILL	MSCI ACWI IMI MILLENNIALS ESG FILTERED NET TR
GOVERNMENT BONDS - WORLD	UBS ETF	UBS JPM GLB GOV ESG LIQ UCITS ETF EUR H A	LU1974694553	EGE	J.P. MORGAN GLOBAL GOV ESG LIQ BOND HEDGED TR
CORPORATE BOND - WORLD	UBS ETF	UBS MSCI GLB LIQ COR SUS UCITS ETF USD A	LU2099991536	ECO	MSCI PACIFIC SOCIALLY RESPONSIBLE 5% ISSUER CAPPED
EQUITY THEMATIC	FIRST TRUST GLOBAL FUNDS	FIRST TRUST CYBERSECURITY UCITS ETF	IE00BF16M727	CIBR	NASDAQ CTA CYBERSECURITY NET TOTAL RETURN INDEX
EQUITY THEMATIC	LYXOR INDEX FUND	LYXOR MSCI DIGIT ECON ESG FILT UCITS ETF	LU2023678878	EBUY	MSCI ACWI IMI DIGITAL ECONOMY ESG FILTERED NET TR
EQUITY STYLE (DEVELOPED)	OSSIAM IRL	OSSIAM US MINIMUM VARIANCE ESG UCITS ETF	IE00BHNGHX58	SPMV	US ESG MINIMUM VARIANCE INDEX NR
EQUITY THEMATIC	UBS (IRL) ETF PLC	UBS MSCI WRLD SOCIAL RES UCITS ETF USD A	IE00BK72HJ67	WSRIA	MSCI WORLD SRI 5% ISSUER CAPPED INDEX
EQUITY THEMATIC	LYXOR INDEX FUND	LYXOR MSCI FUTU MOBIL ESG FILT UCITS ETF	LU2023679090	ELCR	MSCI ACWI IMI FUTURE MOBILITY ESG FILTERED NET TR
EQUITY THEMATIC	LYXOR INDEX FUND	LYXOR MSCI SMART CITI ESG FILT UCITS ETF	LU2023679256	IQCT	MSCI ACWI IMI SMART CITIES ESG FILTERED NET TR
CORPORATE BOND - HIGH YIELD	LYXOR INDEX FUND	LYXOR USD HY SUSTAIN UCITS ETF EUR H ACC	LU2099295037	UHYSH	BLOOMBERG BARCL MSCI USCORP HIGH YIELD SRI SUS HED
EQUITY THEMATIC	LYXOR INDEX FUND	LYXOR MSCI DISRU TECH ESG FILT UCITS ETF	LU2023678282	UNIC	MSCI ACWI IMI DISRUPTIVE TECH ESG FILTERED NET TR
GOVERNMENT BONDS - EMERGING	ISHARES IV	ISHARES CHINA CNY BOND UCITS ETF USD D	IE00BYPC1H27	CNYB	BLOOM BARCL CHINA TREASURY+POLICY BANK TOT RET USD
INFLATION	UBS ETF	UBS BBG BARCL TIPS 10+ UCITS ETF EUR H A	LU1459803059	TIP10E	BLOOMBERG BARC USGOV 10+Y INFLAT-LINKED BOND TR
EQUITY THEMATIC	ISHARES IV	ISHARES MSCI WRD ESG SCR UCITS ETF USD A	IE00BFNM3J75	SAWD	MSCI WORLD ESG SCREENED NET NET RETURN USD INDEX
EQUITY THEMATIC	INVESCO MARKETS	INVESCO S&P 500 ESG UCITS ETF	IE00BKS7L097	5ESG	S&P 500 ESG NET TOTAL RETURN INDEX
GOVERNMENT BONDS - EX EURO	UBS ETF	UBS JAPAN TREAS 1-3 Y UCITS ETF JPY A	LU2098179695	JT13	BLOOMB BARCL GLOB JAPAN TREASURY 1-3 Y INDEX TR
CORPORATE BOND - EX EURO	ISHARES II PLC	ISHARES USD COR BOND ESG UCITS ETF USD D	IE00BK4W7N32	SUOU	BBG BARCLAYS US CORPORATE SUSTAINABLE SRI INDEX
GOVERNMENT BONDS - EMERGING	UBS ETF	UBS CNY CHINA GOV 1-10 Y UCITS ETF USD A	LU2095995895	CIB	J.P. MORGAN CHINA GOV+POLICYBANK 20%CAP 1-10 Y TR
CORPORATE BOND - HIGH YIELD	LYXOR INDEX FUND	LYXOR GLOB HY SUSTAI UCITS ETF EUR H ACC	LU2099296274	GHYEH	BLOOMBERG BARC MSCI GLOBAL CORP HIGH YIELD SRI SUS

AREA	ISSUER	INSTRUMENT	ISIN	TRADING CODE	BENCHMARK
EQUITY STYLE (DEVELOPED)	SSGA SPDR ETFS EUROPE I	SPDR S&P US DIVID ARIS EUR H UCITS ETF D	IE00B979GK47	USDE	S&P HIGH YIELD DIV ARISTOCRATS EUR DYNAMIC HEDGED
EQUITY THEMATIC	UBS (IRL) ETF PLC	UBS MSCI WRLD SOC RESP UCITS ETF EUR H A	IE00BK72HM96	WSRIE	MSCI WORLD SOCIALLY RESP 5% ISSUER CAPSELECT 100%H
GOVERNMENT BONDS - WORLD	MULTI UNITS LUXEMBOURG	LYXOR CORE GLB GOV BOND UCITS ETF H EUR	LU2099289147	GOVG	FTSEG7 AND EMU GOV BOND-DEV MRK, CURR-HEDGED EUR
EQUITY THEMATIC	UBS (IRL) ETF PLC	UBS MSCI USA SOC RESP UCITS ETF EUR H A	IE00BJT3G33	USSRIE	MSCI USA SOCIALLY RESPONSIBLE 5% CAP 100%H EUR TRN
EQUITY EMERGING - WORLD	COMSTAGE	COMSTAGE MSCI EMERGING MARKETS UCITS ETF	LU0635178014	E127	MSCI EMERGING MARKETS TRN INDEX
EQUITY THEMATIC	AMUNDI INDEX SOLUTIONS	AMUNDI MSCI USA SRI UCITS ETF DR HED EUR	LU2153616599	USRIH	MSCI USA SOCIALLY RESPONSIBLE 5% CAP 100%H EUR TRN
EQUITY THEMATIC	UBS (IRL) ETF PLC	UBS MSCI USA SOCIAL RESP UCITS ETF USD A	IE00BJT3C94	USSRI	MSCI USA SRI 5% ISSUER CAPPED INDEX
EQUITY THEMATIC	ISHARES IV	ISHARES SMART CITY INFRA UCITS ETF USD A	IE00BKTJJC87	CITY	STOXX GLOBAL SMART CITY INFRASTRUCTURE

This document contains text, data, graphics, photographs, illustrations, artwork, names, logos, trade marks, service marks and information (“Information”) connected with Borsa Italiana S.p.A. (“Borsa Italiana”). All reasonable efforts have been made to ensure that the Information in this document was correct at the time of publication. However, Borsa Italiana Spa accepts no liability for decisions taken, or systems-related or other work carried out by any party based on this document. The publication of this document does not represent solicitation, by Borsa Italiana, of public saving and is not to be considered as a recommendation by Borsa Italiana as to the suitability of the investment, if any, herein described.

Contacts

Media Relations
Telephone +39 02 72426 360
media.relations@borsaitaliana.it
www.borsaitaliana.it