

ETFplus Monitor

Q3 2021

JULY - SEPTEMBER



BORSA ITALIANA

Contents

1. News
2. New listings on Italian market
3. Trades
4. Liquidity – Spread
5. AUM in Italy and Net Inflow
6. Sustainable instruments

News

ETFplus market Milestone– Q3 2021

- 1 new issuer on ETFplus: Global X, for a total of 28 issuers of ETPs.
- 44 new instruments (43 ETFs and 1 ETC) listed in Q3, for a total of 1434 instruments (1213 ETFs and 221 ETCs/ETNs) available on ETFplus market at the end of September.

AUM / Net inflow in Italy – Q3 2021

- The ETFplus AUM achieved €116.98bn (+24.36% vs September 2020).
- In the Q3 the net inflow reached €2.47bn.

Trades – Q3 2021

- Q3 turnover: €25.59bn with more than 1.80m trades.
- At the end of September, the average daily number of trades amounted to 33,160 (-4.69% vs FY 2020), meanwhile the average daily turnover reached €467.9m (-9.69% vs FY 2020).
- €940.82m traded with RFQ functionality in Q3 2021.

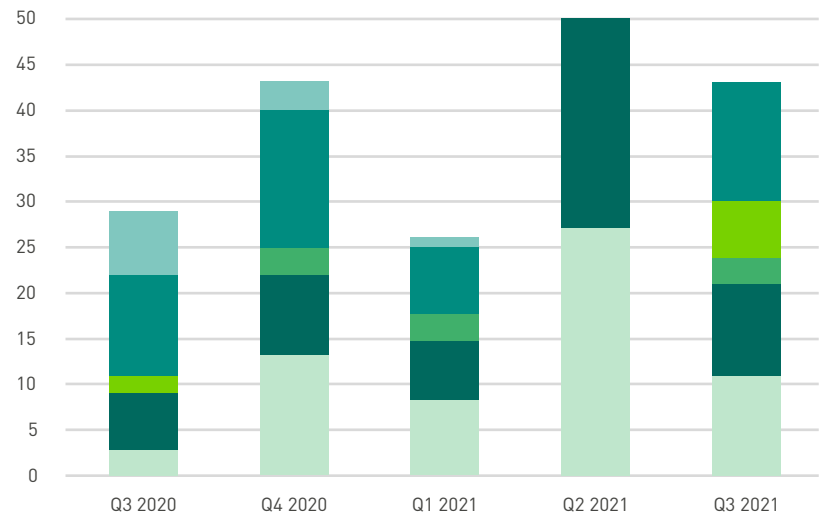
Sustainable instruments: focus

- 40 new ESG ETFs in Q3 (28 equity + 12 fixed income), for a total of 285 ESG ETFs available on ETFplus at the end of September.
- ESG AUM: €17.15bn at the end of September (+115.92% vs September 2020).
- ESG Inflow: €1.47bn in Q3.

News from ETFplus market

- First actively-managed ETF on companies active in the food sector minimizing the biodiversity footprint.
- First ETC tracking the performance of the futures contract on the Carbon Emission Allowances of the European Union.
- One ETF on ESG high yield bonds.
- Four ETFs on Green Bonds.

New listings on Italian market



ETF

CORPORATE BOND - EX EURO	2
EQUITY THEMATIC	10
CORPORATE BOND - EURO	2
CORPORATE BOND - WORLD	1
EQUITY EMERGING - ASIA	1
EQUITY STYLE (DEVELOPED)	6
COMMODITIES	1
EQUITY EUROPE - REGIONAL	3
EQUITY PACIFIC	1
CORPORATE BOND - HIGH YIELD	3
EQUITY EMERGING - WORLD	2
GOVERNMENT BONDS - EURO	1
EQUITY NORTH AMERICA	2
CREDIT INDICES	1
GOVERNMENT BONDS - EX EURO	1
EQUITY WORLD	5
EQUITY SECTORS (EMERGING)	1

ETC/ETN

ENERGY

1

ETF +ETC/ETN

TOTAL YTD

145

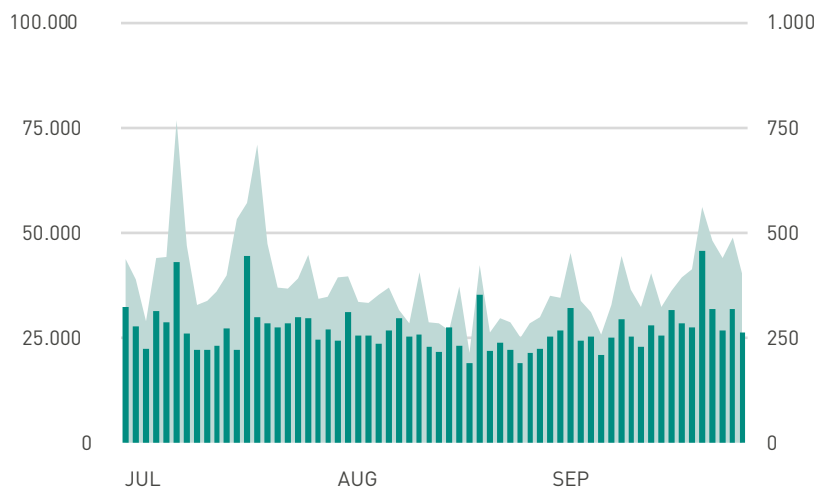
LISTED AT 30th September 2021

1434

Trades

Trades

Turnover (eur m)



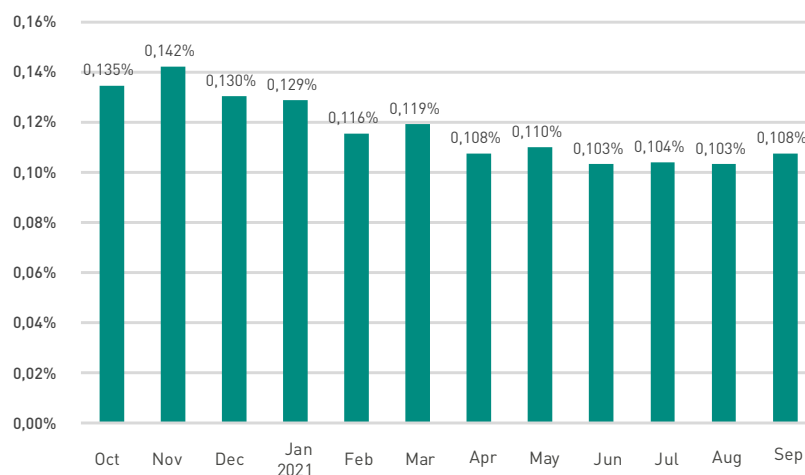
DAILY AVERAGE	Q3 2021	VAR % Q3 2020	YTD 2021	VAR % YTD 2020
ETF				
TRADES	19.544	20,9%	24.248	17,9%
TURNOVER	294,7	4,3%	365,9	-9,5%
ETF +ETC/ETN				
TRADES	7.859	-30,3%	8.912	-40,6%
TURNOVER	93,1	-17,4%	101,9	-22,0%

Liquidity – Spread

	OCT	NOV	DEC	JAN 2021	FEB	MAR	APR	MAY	JUN	JUL	AUG	SEP
ETF - DEVELOPED MARKET	0,094%	0,098%	0,095%	0,107%	0,098%	0,099%	0,093%	0,094%	0,088%	0,089%	0,091%	0,097%
ETF - CORPORATE GOVERNMENT BONDS	0,133%	0,132%	0,119%	0,118%	0,099%	0,102%	0,092%	0,092%	0,087%	0,086%	0,086%	0,092%
ETF - EMERGING MARKETS	0,177%	0,192%	0,191%	0,181%	0,172%	0,184%	0,171%	0,176%	0,166%	0,182%	0,181%	0,187%
ETF - STYLE	0,205%	0,238%	0,215%	0,191%	0,180%	0,174%	0,155%	0,157%	0,142%	0,147%	0,147%	0,141%
ETF - OTHERS	0,217%	0,245%	0,211%	0,208%	0,198%	0,205%	0,168%	0,182%	0,168%	0,171%	0,160%	0,158%
ETF	0,135%	0,142%	0,130%	0,129%	0,116%	0,119%	0,108%	0,110%	0,103%	0,104%	0,103%	0,108%

Market spread

ETF



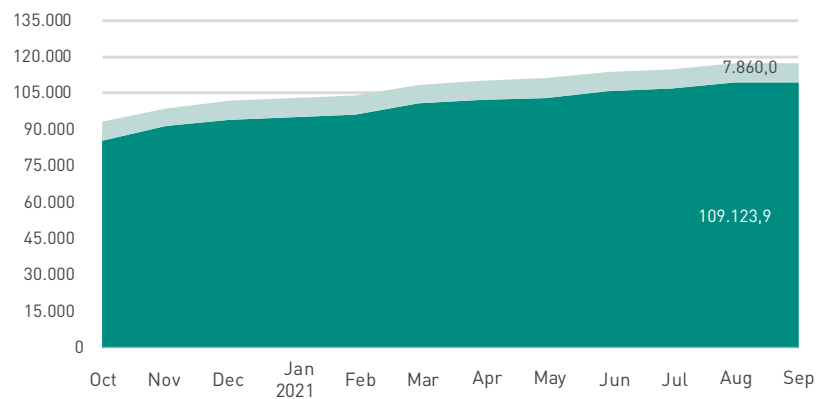
Source: Markets Analysis - Borsa Italiana

SPREAD: It is the implicit cost that an investor incurs when buying and selling at the same moment a financial instrument at best bid and ask prices (it is calculated as the difference between best bid and ask prices divided by the mid quote).

AUM in Italy and Net Inflow

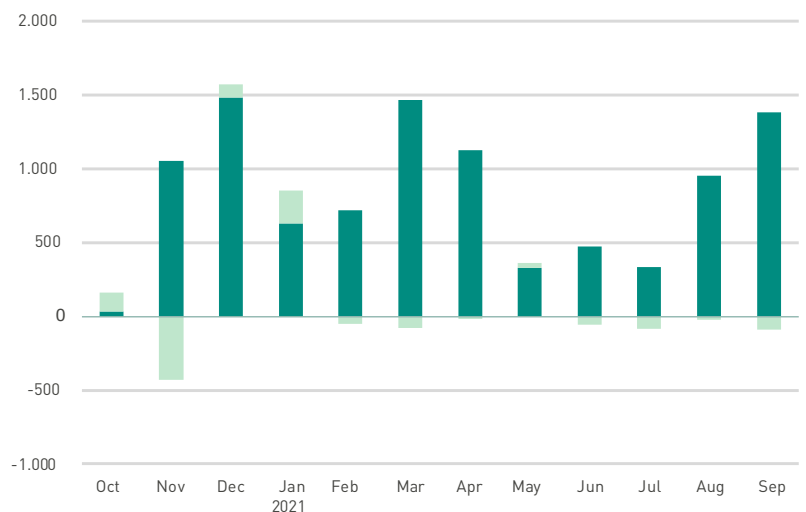
ETF AUM (eur m)

ETC/ETN AUM (eur m)



ETF Net Inflow (eur m)

ETC/ETN Net Inflow (eur m)



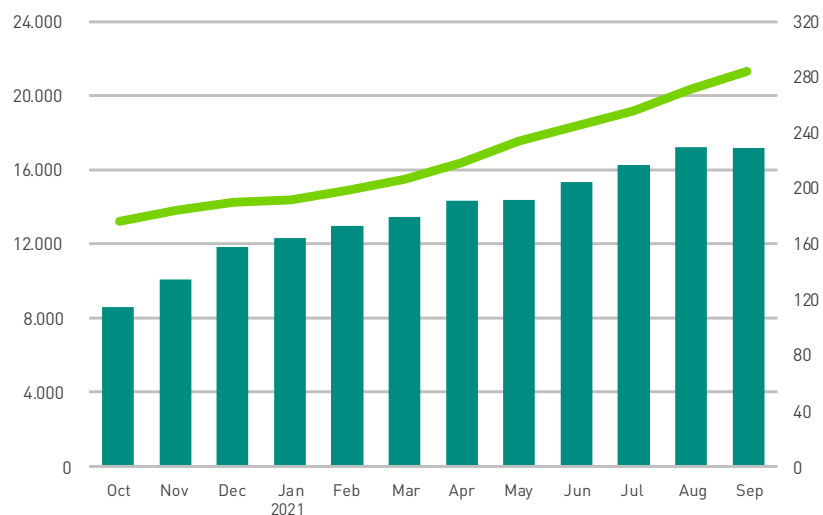
	AUM Sep 2021 (eur m)	VAR % Sep 2020
ETF	109.123,9	26,5%
ETC/ETN	7.860,0	0,5%
Total	116.983,9	24,4%

	NET INFLOW Q3 2021 (eur m)	NET INFLOW Q2 2020 (eur m)	NET INFLOW YtD (eur m)
ETF	2.663,3	1.919,6	7.392,3
ETC/ETN	-192,3	-39,8	-143,0
Total	2.471,0	1.879,8	7.249,3

Sustainable instruments

■ AUM ESG ETFs (eur m)

■ LISTED ESG ETFs

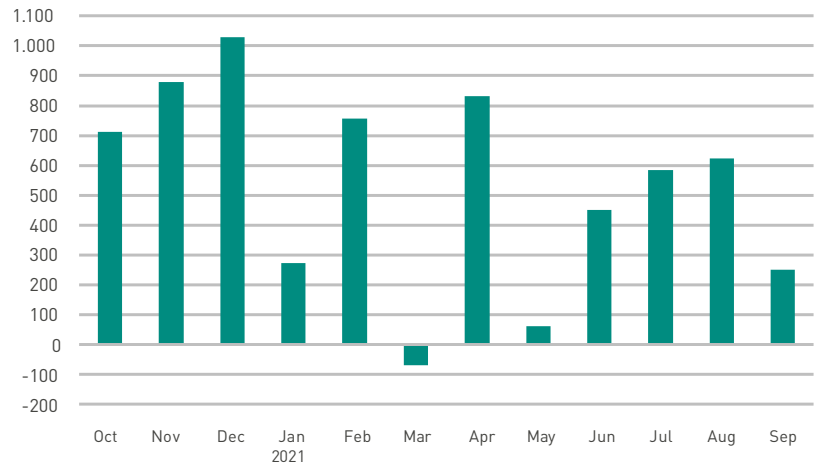


	AUM Sep 2021 (eur m)	VAR % Jun 2020
ESG ETF	17.155,9	115,9%

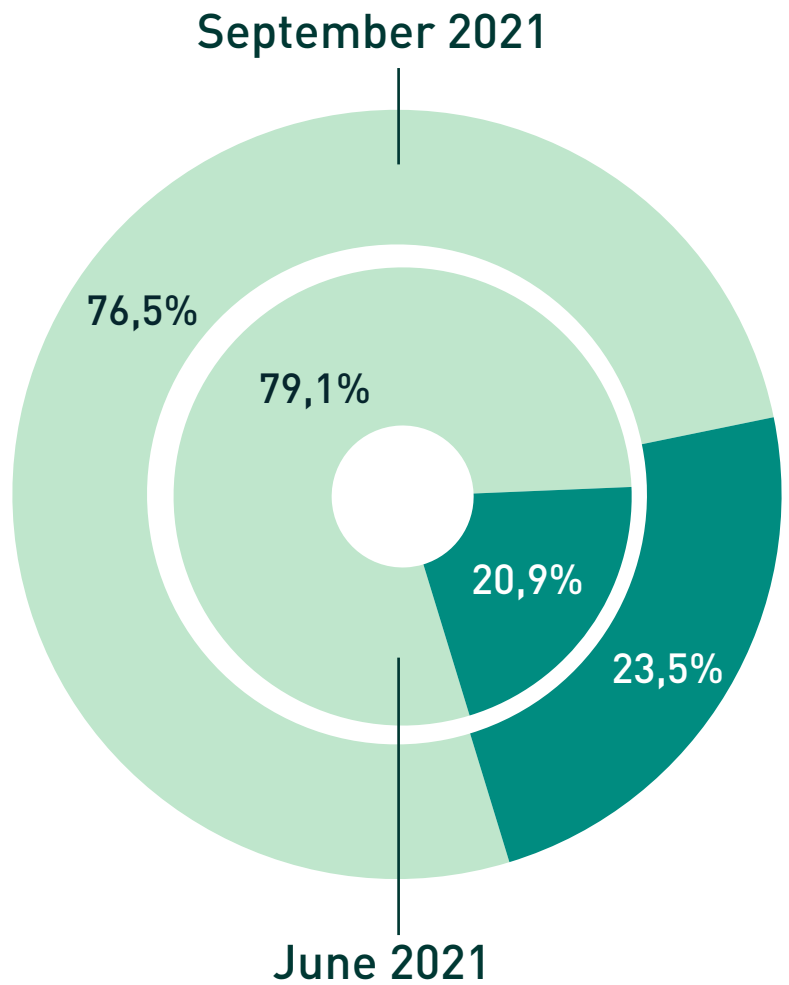
	NET INFLOW Q3 2021 (eur m)	NET INFLOW Q2 2021 (eur m)	NET INFLOW YTD (eur m)
ESG ETF	1.460,3	1.344,9	3.767,1

Source: Markets Analysis - Borsa Italiana

■ Inflow ESG ETFS (eur m)



■ ESG ETFS
 ■ Other ETFS



Annex 1

New listings on Italian market: details about ETF

ISSUER	AREA	INSTRUMENT	ISIN	TRADING CODE	BENCHMARK
HANETF ICAV	EQUITY THEMATIC	AUAG ESG GOLD MINING UCITS ETF ACC	IE00BNTWR89	ESGO	SOLACTIVE AUAG ESG GOLD MINERS INDEX
HANETF ICAV	EQUITY WORLD	SATURNA SUST ESG HANZERO ACC UCITS ETF	IE00BMGRZP89	SESG	
AMUNDI INDEX SOLUTIONS	CORPORATE BOND - EURO	AMUNDI ICPR EUROCORP CLIMA PAB UCITS ETF	LU2300295396	PABC	SOLACTIVE ICPR CLIMATE CREDIT PAB
UBS (IRL) ETF PLC	EQUITY STYLE (DEVELOPED)	UBS MSCI WRD SMALL SOCRES UCITS ETF EURH	IE00BKSCC785	WSCE	MSCIWORLD SMALL CAPSRI LOWCARBON SEL 5% CAP100% HE
HANETF ICAV	EQUITY THEMATIC	PURPOSE ENTERPRISE SOFTWARE ESG UCITS ETF	IE00BMQ8YQ50	SOFT	SOLACTIVE PURPOSE ENTERPRISE SOFTWARE ESG SCREENED
BNP PARIBAS EASY	EQUITY STYLE (DEVELOPED)	BNPP ESG GROWTH EUROPE UCITS ETF	LU2244387887	EGRO	BNP PARIBAS GROWTH EUROPE ESG (TR) INDEX
UBS (IRL) ETF PLC	EQUITY PACIFIC	UBS MSCI JAPAN ESG LOWCARB UCITS ETF JPY	IE00BNC0MD55	JPESG	MSCI JAPAN ESG UNIVERSAL LOW CARBON SELECT 5% ISSU
TABULA ICAV	CREDIT INDICES	TABULA EUROPEAN IG PERF CREDIT UCITS ETF	IE00BG0J8L59	TCED	ITRAXX EUROPEAN IG PERFORMANCE CREDIT INDEX
XTRACKERS (IE)	CORPORATE BOND - EURO	XTRACKERS EUR CORP GREEN BOND UCITS ETF	IE000MCFVK47	XGBE	BLOOMBERG MSCI EUR CORPORATE AND AGENCY GREEN BOND
UBS (IRL) ETF PLC	EQUITY NORTH AMERICA	UBS MSCI USA ESG LOW CAR UCITS ETF USD A	IE00BNC0M350	USESQA	MSCI USA ESG UNIVERSAL LOW CARBON SELECT 5% ISSUER
GLOBAL X ETFS ICAV	EQUITY THEMATIC	GLOBAL X TELMED & DIGIT HEALTH UCITS ETF	IE00BLR6QB00	EDOC	SOLACTIVE TELEMEDICINE & DIGITAL HEALTH INDEX
MULTI UNITS LUXEMBOURG	GOVERNMENT BONDS - EURO	LYXOR EURO GOV GREEN BOND DR UCITS ETF	LU2356220926	ERTH	SOLACTIVE EURO GOVERNMENT GREEN BOND INDEX
LYXOR INDEX FUND	CORPORATE BOND - HIGH YIELD	LYXOR ESG EURO HIGH YIELD DR UCITS ETF A	LU2346257210	HYC	BLOOMBERG BARCLAYS MSCI EU CORP HIGH YIELD SRI SUS
MULTI UNITS LUXEMBOURG	GOVERNMENT BONDS - EX EURO	LYXOR US TREASURY 10+Y DR UCITS ETF ACC	LU1407890547	US10C	BARCLAYS CAPITAL US 10+ YEAR TREASURY BOND TR
RIZE UCITS ICAV	EQUITY THEMATIC	RIZE ENVIRONMENTAL IMPACT 100 UCITS ETF	IE00BLRPRR04	LIFE	FOXBERRY SMS ENVIRONMENTAL IMPACT 100 USD NTR
XTRACKERS (IE)	CORPORATE BOND - EX EURO	XTRACKERS USD CORP GREEN BOND UCITS ETF	IE0003W90921	XGBU	BLOOMBERG MSCI USD CORPORATE AND AGENCY GREEN BOND
LEGAL & GENERAL UCITS ETF	EQUITY STYLE (DEVELOPED)	L&G QUALIT DIV ESG ASIAC EXJAP UCITS ETF	IE00BMYDMB35	LDAP	FTSE DEVELOPED ASIA PACIFIC EX JP ALL CAP EX CW
OSSIAM IRL	EQUITY THEMATIC	OSSIAM FOOD FOR BIODIVERSITY UCITS ETF	IE00BN0YSK89	F4DE	
INVESCO MARKETS II	EQUITY THEMATIC	INVESCO SOLAR ENERGY UCITS ETF ACC	IE00BM8QRZ79	SOLR	MAC GLOBAL SOLAR ENERGY INDEX
BNP PARIBAS EASY	EQUITY WORLD	BNPP LOW CARBON 300 WORLD PAB UCITS ETF	LU2194449075	LCWLD	EURONEXT LOW CARBON 300 WORLD PAB (NTR) INDEX
INVESCO MARKETS II	CORPORATE BOND - HIGH YIELD	INVESCO USD HY CORP BOND ESG UCITS ETF D	IE00BJP5NL42	UHYE	BLOOMBERG MSCI USD HIGH YIELD LIQUID CORP
MULTI UNITS LUXEMBOURG	CORPORATE BOND - WORLD	LYXOR CORPORATE GREEN BOND DR UCITS ETF	LU2370241684	PLAN	SOLACTIVE EUR USD IG CORPORATE GREEN BOND TR INDEX
LYXOR INDEX FUND	CORPORATE BOND - HIGH YIELD	LYXOR ESG USD HIGH YIELD DR UCITS ETF A	LU1435356065	USHYC	BLOOMBERG BARCLAYS MSCI US CORP HIGH YIELD SRI SUS

ISSUER	AREA	INSTRUMENT	ISIN	TRADING CODE	BENCHMARK
UBS (IRL) ETF PLC	EQUITY EUROPE - REGIONAL	UBS MSCI EMU ESG LOW CARBON UCITS ETF A	IE00BNC0M913	EMUESG	MSCI EMU ESG UNIVERSAL LOW CARBON SELECT 5% ISSUER
HANETF ICAV	EQUITY THEMATIC	HAN S&P GL CLEANENERGY HANZERO UCITS ETF	IE00BLH3CQ86	ZERO	S&P GLOBAL CLEAN ENERGY SELECT INDEX
BNP PARIBAS EASY	EQUITY EMERGING - ASIA	BNP MSCI CHINA SRI 10% CAP UCITS ETF EUR	LU2314312849	CHINE	MSCI CHINA SELECT SRI S-SERIES 10% CAPPED NTR
HSBC ETFS	EQUITY EUROPE - REGIONAL	HSBC MSCI EUROPE CLIMATE PARIS UCITS ETF	IE00BP2C0316	HPAE	MSCI EUROPE CLIMATE PARIS ALIGNED EUR NTR
HSBC ETFS	EQUITY WORLD	HSBC MSCI WORLD CLIMATE PARIS UCITS ETF	IE00BP2C1V62	HPAW	MSCI WORLD CLIMATE PARIS ALIGNED USD NTR
UBS (IRL) ETF PLC	EQUITY EUROPE - REGIONAL	UBS MSCI EUROPE ESG LOW CARB UCITS ETF A	IE00BNC0M681	EUESG	MSCI EUROPE ESG UNIVERSAL LOW CARBON SELECT 5% ISS
UBS (IRL) ETF PLC	EQUITY WORLD	UBS MSCI ACWI CLIMA PARIS UCITS ETF USD	IE00BN4Q0P93	ACPA	MSCI ACWI CLIMATE PARIS ALIGNED USD TOTAL RET NET
INVESCO MARKETS II	EQUITY THEMATIC	INVESCO MSCI CHINA TECH ALLS UCITS ETF A	IE00BM8QS095	MCHT	MSCI CHINA TECHNOLOGY ALL SHARES STOCK CONNECT SEL
UBS (IRL) ETF PLC	EQUITY STYLE (DEVELOPED)	UBS S&P DIVID ARIST ESG UCITS ETF EURH D	IE00BM9TV208	GLDVDE	S&P DEV ESG DIV ARISTOCRATS ALL CUR EX-KRW EUR HED
HANETF ICAV	EQUITY THEMATIC	CLEANER LIVING ESG-S UCITS ETF	IE00BMFNWJ02	DTOX	TEMATICA BITA CLEANER LIVING SUSTAINABILITY SCREEN
LEGAL & GENERAL UCITS ETF	EQUITY STYLE (DEVELOPED)	L&G QUALIT DIV ESG EUROPE EXUK UCITS ETF	IE00BMYDM919	LDEU	FTSE DEVELOPED EUROPE EX UK ALL CAP EX CW EX TC EX
UBS (IRL) ETF PLC	EQUITY WORLD	UBS MSCIACWI ESG LOWCARB UCITS ETF USD D	IE00BDQZMX67	AWESG	MSCI ACWI ESG UNIV LOW CARBON SEL 5% ISSUE CAP TRN
KRANESHARES ICAV	EQUITY SECTORS (EMERGING)	KRANESHARES SSE STAR MARKET 50 UCITS ETF	IE00BKPJY541	KSTR	SSE SCIENCE AND TECHNOLOGY INNOVATION BOARD 50 IND
UBS (IRL) ETF PLC	EQUITY STYLE (DEVELOPED)	UBS MSCI WRD SMALLC SOCRES UCITS ETF USD	IE00BKSCBX74	WSC	MSCIWORLD SMALL CAP SRI LOW CARBON 5% ISSUER CAP
LEGAL & GENERAL UCITS ETF	COMMODITIES	L&G MULTI-STRATEGY ENHA COMMOD UCITS ETF	IE00BFXR6159	ENCO	BARCLAYS BACKWARDATION TILT MULTI-STRATEGY CAP TR
HSBC ETFS	EQUITY NORTH AMERICA	HSBC MSCI USA CLIMATE PARIS UCITS ETF	IE00BP2C1S34	HPAU	MSCI USA CLIMATE PARIS ALIGNED USD NTR
GLOBAL X ETFS ICAV	EQUITY THEMATIC	GLOBAL X VIDEO GAMES & ESPORTS UCITS ETF	IE00BLR6Q544	HERU	SOLACTIVE VIDEO GAMES & ESPORTS V2 INDEX
LYXOR INDEX FUND	CORPORATE BOND - EX EURO	LYXOR ESG USD CORP BOND DR UCITS ETF A	LU1285959885	USIC	BLOOMB BARCLAYS MSCI USD CORP LIQUID SRI SUSTAINAB
WISDOMTREE ISSUER	EQUITY EMERGING - WORLD	WISDOMTREE EMER EXSTATEOWN ESG UCITS ETF	IE00BM9TSP27	XSOE	WISDOMTREE EMERGI MKT EX-STATE-OWN ENTERP ESG SCORE
UBS (IRL) ETF PLC	EQUITY EMERGING - WORLD	UBS MSCI EMERG CLIMA PARIS UCITS ETF USD	IE00BN4Q1675	EMPA	MSCI EMERGING MARKETS CLIMATE PARIS ALIGN USD NTR

Annex 2

New listings on Italian market: details about ETC/ETN

ISSUER	AREA	INSTRUMENT	ISIN	TRADING CODE	UNDERLYING
WISDOMTREE COMMODITY SECURITIES LIM	ENERGY	WISDOMTREE CARBON	JE00BP2PWW32	CARB	SOLACTIVE CARBON EMISSION ALLOWANCES ROLLING FUT

CONTACTS

Media Relations

media.relations@borsaitaliana.it

+39 02 72426 360

This document contains text, data, graphics, photographs, illustrations, artwork, names, logos, trade marks, service marks and information ("Information") connected with Borsa Italiana S.p.A. ("Borsa Italiana"). All reasonable efforts have been made to ensure that the Information in this document was correct at the time of publication. However, Borsa Italiana Spa accepts no liability for decisions taken, or systems-related or other work carried out by any party based on this document. The publication of this document does not represent solicitation, by Borsa Italiana, of public saving and is not to be considered as a recommendation by Borsa Italiana as to the suitability of the investment, if any, herein described.

© April 2021 Borsa Italiana S.p.A. – London Stock Exchange Group
All rights reserved.

Borsa Italiana S.p.A. – Piazza degli Affari, 6 – 20123 Milano (Italia)



www.borsaitaliana.it