

ETFplus Monitor

Q4 2021

OCTOBER - DECEMBER



BORSA ITALIANA

Contents

1. News
2. New listings on Italian market
3. Trades
4. Liquidity – Spread
5. AUM in Italy and Net Inflow
6. Sustainable instruments

News

ETFplus market Milestone– Q4 2021

- 2 new issuers on ETFplus in Q4: Fidelity International and GraniteShares, for a total of 30 issuers of ETPs.
- 5 new issuers joined ETFplus in 2021. In addition to those already mentioned, there are KraneShares Icav, Global Palladium Fund Metals and Global X.
- 78 new instruments (48 ETFs and 30 ETNs) listed in Q4, for a total of 223 instruments listed in 2021.
- 1482 instruments (1260 ETFs and 222 ETCs/ETNs) available on ETFplus market at the end of December.

AUM / Net inflow in Italy – Q4 2021

- The ETFplus AUM achieved €116.98bn (+24.36% vs September 2020).
- In the Q4 the net inflow reached €2.47bn.

Trades – Q4 2021

- Q4 turnover: €31.25bn with more than 2.16m trades.
- 2021 turnover: €121.08bn with more than 8.53m trades.
- At the end of December, the average daily number of trades amounted to 33,343 (-4.16% vs FY 2020), meanwhile the average daily turnover reached €473m (-8.70% vs FY 2020).
- €1.41bn traded with RFQ functionality in Q4 2021, for a total of €4.79bn traded in 2021.

Sustainable instruments: focus

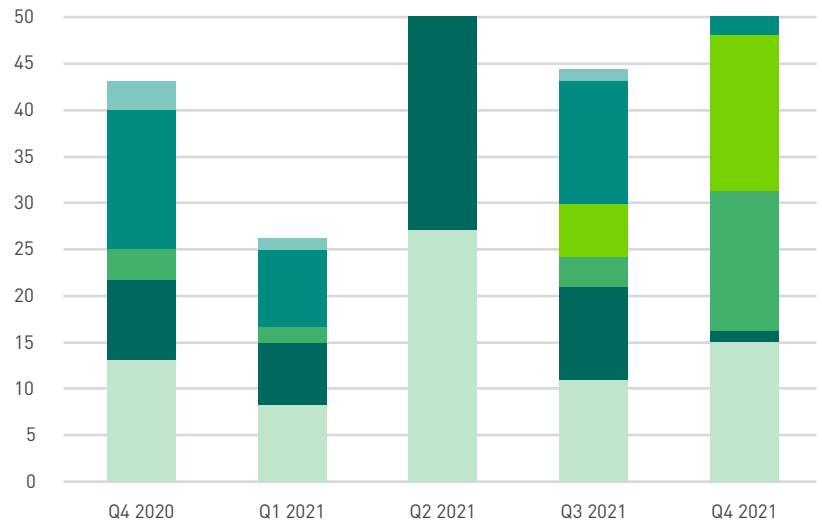
- 45 new ESG ETFs (34 equity and 11 fixed income) in Q4, for a total of 147 new ESG ETFs in 2021.
- 333 ESG ETFs available on ETFplus at the end of December.
- ESG AUM: €23.08bn at the end of December (+94.74% vs December 2020).
- ESG Inflow: €3.35bn in Q4, for a total of €7.12bn in 2021.

News from ETFplus market

- 11 new actively-managed ETFs (8 equity and 3 fixed income).
- First ETF on Indian government bonds.
- First 30 ETNs long/short on stocks baskets or single stocks with/without leverage.

New listings on Italian market

- ETF - Developed markets
- ETF - Emerging markets
- ETF - Others
- ETF - Corporate and gov bonds
- ETF - Style
- ETC/ETN



ETF

EQUITY THEMATIC	16
CORPORATE BOND - EX EURO	1
CORPORATE BOND - WORLD	1
CORPORATE BOND - EURO	1
EQUITY STYLE (DEVELOPED)	7
EQUITY EUROPE - REGIONAL	2
EQUITY PACIFIC	4
EQUITY EMERGING - WORLD	1
EQUITY NORTH AMERICA	6
EQUITY STYLE (EMERGING)	3
GOVERNMENT BONDS - EMERGING	3
EQUITY WORLD	3

ETC/ETN

SINGLE STOCK LONG =/> 2X	9
EQUITY BASKET LONG 3x	3
SINGLE STOCK SHORT =/> 2X	9
EQUITY BASKET SHORT 3x	3
EQUITY BASKET SHORT 1x	3
EQUITY BASKET	3

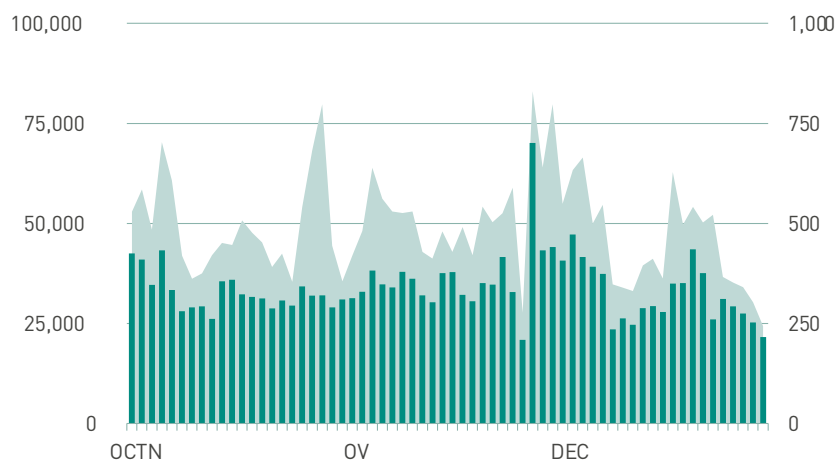
ETF + ETC/ETN

TOTAL YTD	223
LISTED AT DataFine	1482

Trades

Trades

Turnover (eur m)

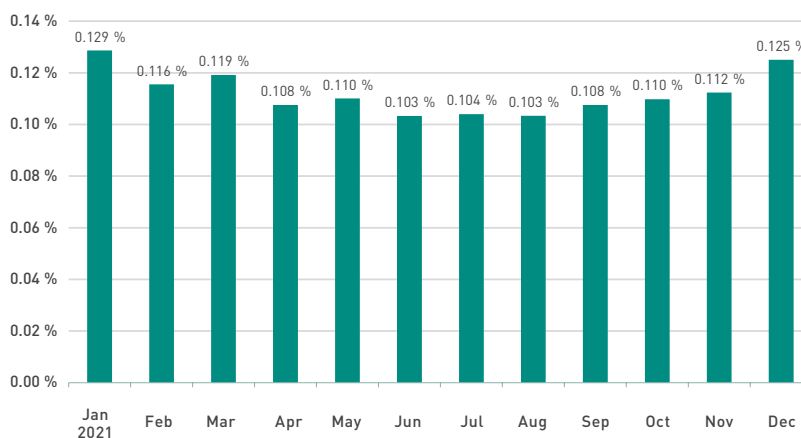


DAILY AVERAGE	Q4 2021	VAR % Q4 2020	YTD 2021	VAR % YTD 2020
ETF				
TRADES	23,327	3.8%	24,018	14.1%
TURNOVER	369.8	1.7%	366.9	-6.9%
ETF +ETC/ETN				
TRADES	10,566	6.2%	9,325	-32.2%
TURNOVER	118.5	14.9%	106.1	-14.4%

Liquidity – Spread

	OCT	NOV	DEC	JAN 2021	FEB	MAR	APR	MAY	JUN	JUL	AUG	SEP
ETF - DEVELOPED MARKET	0.107%	0.098%	0.099%	0.093%	0.094%	0.088%	0.089%	0.091%	0.097%	0.094%	0.093%	0.104%
ETF - CORPORATE GOVERNMENT BONDS	0.118%	0.099%	0.102%	0.092%	0.092%	0.087%	0.086%	0.086%	0.092%	0.094%	0.098%	0.111%
ETF - EMERGING MARKETS	0.181%	0.172%	0.184%	0.171%	0.176%	0.166%	0.182%	0.181%	0.187%	0.197%	0.192%	0.212%
ETF - STYLE	0.191%	0.180%	0.174%	0.155%	0.157%	0.142%	0.147%	0.147%	0.141%	0.147%	0.150%	0.174%
ETF - OTHERS	0.208%	0.198%	0.205%	0.168%	0.182%	0.168%	0.171%	0.160%	0.158%	0.168%	0.184%	0.195%
ETF	0.129%	0.116%	0.119%	0.108%	0.110%	0.103%	0.104%	0.103%	0.108%	0.110%	0.112%	0.125%

Market spread



ETF

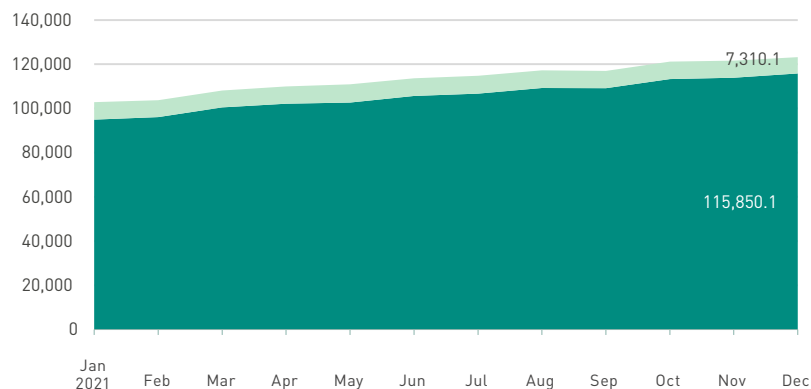
Source: Markets Analysis - Borsa Italiana

SPREAD: It is the implicit cost that an investor incurs when buying and selling at the same moment a financial instrument at best bid and ask prices (it is calculated as the difference between best bid and ask prices divided by the mid quote).

AUM in Italy and Net Inflow

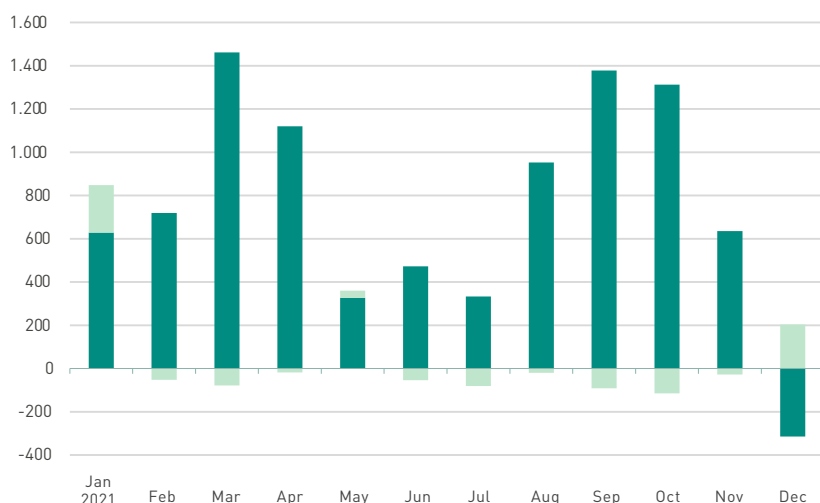
ETF AUM (eur m)

ETC/ETN AUM (eur m)



ETF Net Inflow (eur m)

ETC/ETN Net Inflow (eur m)



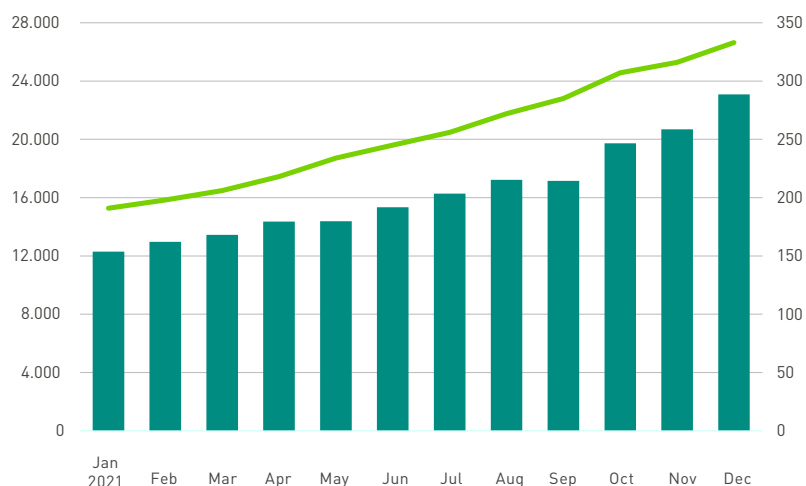
	AUM Dec 2021 (eur m)	VAR % Dec 2020
ETF	115.850,1	23,3%
ETC/ETN	7.310,1	-4,1%
Total	123.160,2	21,2%

	NET INFLOW Q4 2021 (eur m)	NET INFLOW Q3 2021 (eur m)	NET INFLOW YtD (eur m)
ETF	1.633,1	2.663,3	9.025,5
ETC/ETN	60,7	-192,3	-82,3
Total	1.693,9	2.471,0	8.943,2

Sustainable instruments

■ AUM ESG ETFs (eur m)

■ LISTED ESG ETFs

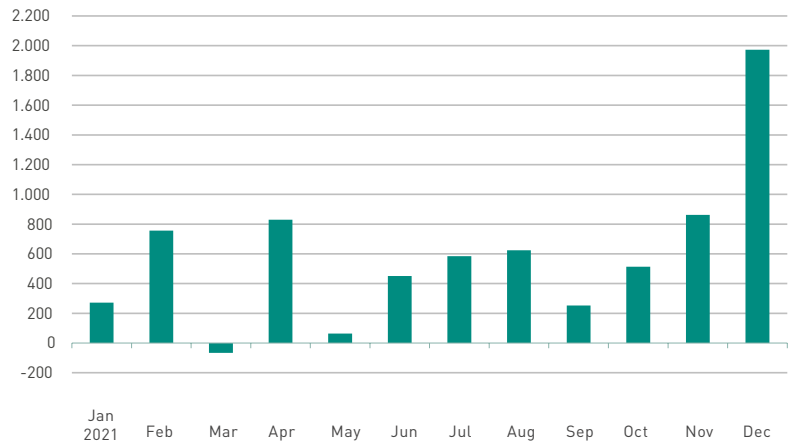


	AUM Dec 2021 (eur m)	VAR % Dec 2020
ESG ETF	23.086,7	94,7%

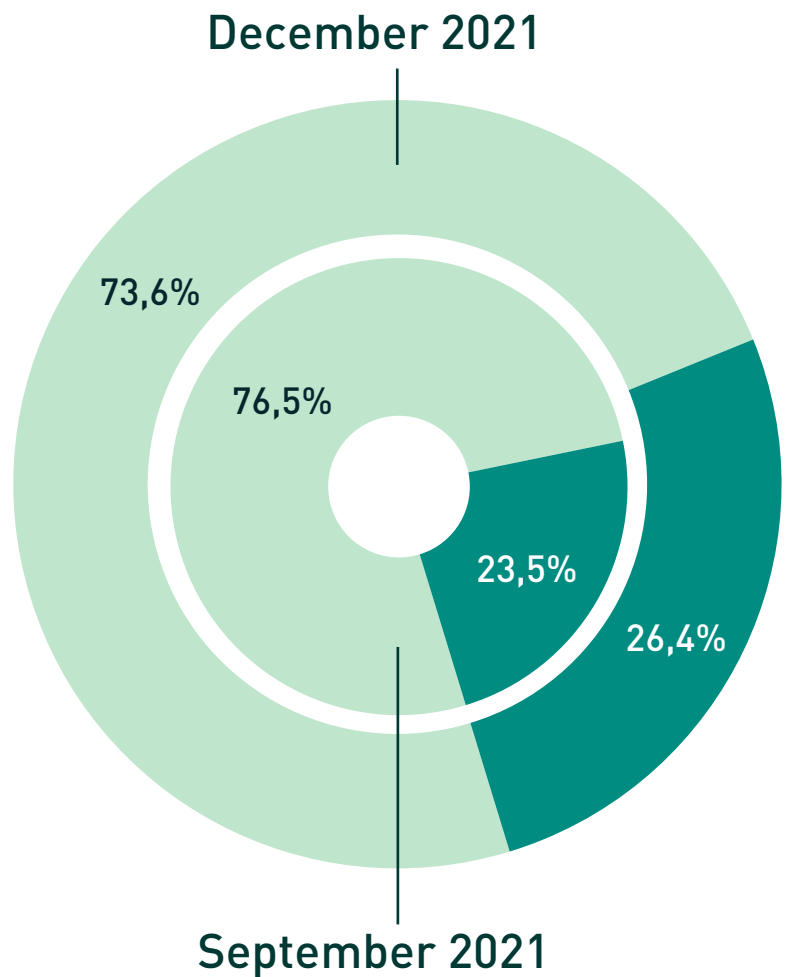
	NET INFLOW Q4 2021 (eur m)	NET INFLOW Q3 2021 (eur m)	NET INFLOW YtD (eur m)
ESG ETF	3.348,8	1.460,3	7.115,9

Source: Markets Analysis - Borsa Italiana

■ Inflow ESG ETFS (eur m)



■ ESG ETFS
■ Other ETFS



Annex 1

New listings on Italian market: details about ETF

ISSUER	AREA	INSTRUMENT	ISIN	TRADING CODE	BENCHMARK
FIDELITY UCITS ICAV	EQUITY NORTH AMERICA	FIDELITY SUST RESEAR ENH US EQ UCITS ETF	IE00BKSBGS44	FUSR	
FIDELITY UCITS II ICAV	GOVERNMENT BONDS - EMERGING	FIDELITY SUST USD EM BOND UCITS ETF	IE00BM9GRP64	FSEM	
GLOBAL X ETFS ICAV	EQUITY THEMATIC	GLOBAL X E-COMMERCE UCITS ETF	IE00BMH5XY61	EBIZ	SOLACTIVE E-COMMERCE V2 INDEX
INVESCO MARKETS II	EQUITY EUROPE - REGIONAL	INVESCO MSCI EUROP ESG CLIM PA UCITS ETF	IE000TI21P14	PAEU	MSCI EUROPE ESG CLIMATE PARIS ALIGNED BENCH SELECT
FIDELITY UCITS ICAV	EQUITY STYLE (EMERGING)	FIDELITY EMER QUALITY INCOME UCITS ETF A	IE00BYSX4846	FEMI	FIDELITY EMERGING MARKETS QUALITY INCOME INDEX NR
SSGA SPDR ETFS EUROPE I	GOVERNMENT BONDS - EMERGING	SPDR BBG BARCLAYS CHINA TREAS UCITS ETF	IE00B6YX5J02	CHNT	BLOOMBERG CHINA TREASURY 100BN INDEX
INVESCO MARKETS II	EQUITY WORLD	INVESCO MSCI WRLD ESG CLIM PAR UCITS ETF	IE000V93BNU0	PAWD	MSCI WORLD ESG CLIMATE PARIS ALIGNED BENCHMARK SEL
XTRACKERS	EQUITY NORTH AMERICA	XTRACKERS S&P 500 SWAP UCITS ETF EUR H	LU2196472984	XS5E	S&P 500
GLOBAL X ETFS ICAV	EQUITY THEMATIC	GLOBAL X INTERNET OF THINGS UCITS ETF	IE00BLCHJT74	SNSR	INDXX GLOBAL INTERNET OF THINGS THEMATIC V2 INDEX
FIDELITY UCITS ICAV	EQUITY STYLE (DEVELOPED)	FIDELITY EUROPE QUAL INCOME UCITS ETF IN	IE00BYSX4176	FEUI	FIDELITY EUROPE QUALITY INCOME INDEX NR
GLOBAL X ETFS ICAV	EQUITY THEMATIC	GLOBAL X AUTONOM & ELECTR VEHI UCITS ETF	IE00BMH5YR69	DRVE	SOLACTIVE AUTONOMOUS & ELECTRIC VEHICLES V2 INDEX
HSBC ETFS	EQUITY PACIFIC	HSBC MSCI JAPAN CLIMAT PARIS A UCITS ETF	IE000UU299V4	HPJP	MSCI JAPAN CLIMATE PARIS ALIGNED INDEX
FIDELITY UCITS ICAV	EQUITY STYLE (DEVELOPED)	FIDELITY US QUALITY INCOME UCITS ETF INC	IE00BYXVGX24	FUSD	FIDELITY US QUALITY INCOME INDEX NR
ISHARES IV	EQUITY NORTH AMERICA	ISHARES MSCI USA ESG ENHANCED UCITS ETF	IE00BHZPJ908	EDME	MSCI USA ESG ENHANCED FOCUS INDEX
VANECK VECTORS UCITS ETFS PLC	EQUITY STYLE (EMERGING)	VANECK VECTORS NEW CHINA ESG UCITS ETF	IE0000H445G8	CNEW	MARKETGRADER NEW CHINA ESG INDEX
FIDELITY UCITS ICAV	EQUITY PACIFIC	FIDELITY SUST RESEAR ENH JAPAN UCITS ETF	IE00BNGFMX61	FJPR	
FIDELITY UCITS ICAV	EQUITY EMERGING - WORLD	FIDELITY SUST RESEAR ENH EM EQ UCITS ETF	IE00BLRPN388	FEMR	
FIDELITY UCITS II ICAV	CORPORATE BOND - WORLD	FIDELITY SUST GLB CORP BOND MF UCITS ETF	IE00BM9GRM34	FSMF	
FIDELITY UCITS ICAV	EQUITY EUROPE - REGIONAL	FIDELITY SUST RESEAR EN EUROPE UCITS ETF	IE00BKSBGT50	FEUR	
FIDELITY UCITS ICAV	EQUITY STYLE (DEVELOPED)	FIDELITY GLB QUALITY INCOME UCITS ETF IN	IE00BYXVGZ48	FGQI	FIDELITY GLOBAL QUALITY INCOME INDEX NR
GLOBAL X ETFS ICAV	EQUITY THEMATIC	GLOBAL X GENOMICS & BIOTECHNOL UCITS ETF	IE00BM8R0N95	GNOM	SOLACTIVE GENOMICS V2 INDEX
TABULA ICAV	CORPORATE BOND - EURO	TABULA EUR IG BOND PARIS CLIMA UCITS ETF	IE00BN4GXL63	COOL	SOLACTIVE ISS PARIS ALIGNED SELECT EURO CORP BOND
FIDELITY UCITS ICAV	EQUITY STYLE (EMERGING)	FIDELITY EMER QUAL INCOME UCITS ETF INC	IE00BYSX4739	FEME	FIDELITY EMERGING MARKETS QUALITY INCOME INDEX NR
FIDELITY UCITS ICAV	EQUITY STYLE (DEVELOPED)	FIDELITY EUROPE QUALI INCOME UCITS ETF A	IE00BYSX4283	FEQD	FIDELITY EUROPE QUALITY INCOME INDEX NR
INVESCO MARKETS II	EQUITY NORTH AMERICA	INVESCO NASDAQ-100 ESG UCITS ETF	IE000COQKPO9	NESG	NASDAQ-100 ESG INDEX

ISSUER	AREA	INSTRUMENT	ISIN	TRADING CODE	BENCHMARK
ISHARES IV	EQUITY THEMATIC	ISHARES MSCI GLB SEMICONDUCTOR UCITS ETF	IE000I8KRLL9	SEME	MSCIACWI IMI SEMICOND&SEMICO EQUIP ESG SCREEN SEL
INVESCO MARKETS II	EQUITY NORTH AMERICA	INVESCO MSCI USA ESG CLIME PAR UCITS ETF	IE000RLUE8E9	PAUS	MSCI USA ESG CLIMATE PARIS ALIGNED BENCHMARK SELEC
FIDELITY UCITS ICAV	EQUITY STYLE (DEVELOPED)	FIDELITY US QUALITY INCOME UCITS ETF ACC	IE00BYXVGY31	FUSA	FIDELITY US QUALITY INCOME INDEX NR
XTRACKERS (IE)	EQUITY NORTH AMERICA	XTRACKERS S&P 500 EQUAL W UCITS ETF EURH	IE0002E15AG0	XDEE	S&P 500 EQUAL WEIGHT INDEX
JP MORGAN ETFS IRELAND ICAV	EQUITY WORLD	JPM GBL RES EN IDX EQ ESG UCITS ETF EURH	IE0000UW95D6	JRGE	
GLOBAL X ETFS ICAV	EQUITY THEMATIC	GLOBAL X CLEANTECH UCITS ETF	IE00BMH5YL08	CTEK	INDXX GLOBAL CLEANTECH V2 INDEX
GLOBAL X ETFS ICAV	EQUITY THEMATIC	GLOBAL X CYBERSECURITY UCITS ETF	IE00BMH5Y871	BUG	INDXX CYBERSECURITY V2 INDEX
GLOBAL X ETFS ICAV	EQUITY THEMATIC	GLOBAL X RENEW ENERGY PRODUCER UCITS ETF	IE00BLCHJH52	RNRG	INDXX RENEWABLE ENERGY PRODUCERS V2 INDEX
FIDELITY UCITS ICAV	EQUITY WORLD	FIDELITY SUST RESEAR ENH GLB UCITS ETF	IE00BKSBGV72	FGLR	
VANECK VECTORS UCITS ETFS PLC	EQUITY THEMATIC	VANECK SMART HOME ACTIVE UCITS ETF	IE00FN81QD2	CAVE	
GLOBAL X ETFS ICAV	EQUITY THEMATIC	GLOBAL X ROBO & ARTIFIC INTELL UCITS ETF	IE00BLCHJB90	BOTZ	INDXX GLOBAL ROBOTI&ARTIFICI INTEL THEMATIC V2 IND
JP MORGAN ETFS IRELAND ICAV	CORPORATE BOND - EX EURO	JPM USD CORP BOND RES ENH UCITS ETF EURH	IE0000J0F3C5	JRUE	
LEGAL & GENERAL UCITS ETF	GOVERNMENT BONDS - EMERGING	L&G INDIA INR GOVERNMENT BOND UCITS ETF	IE00BL6K6H97	TIGR	JPMORGAN INDIA GOV FULLY ACC ROUTE FAR BONDS INDEX
RIZE UCITS ICAV	EQUITY THEMATIC	RIZE DIGITAL PAYMENTS ECONOMY UCITS ETF	IE00BLRPRQ96	PMNT	FOXBERRY DIG PAYMENTS ECONOMY USD NET TOTAL RETURN
INVESCO MARKETS II	EQUITY PACIFIC	INVESCO MSCI JPN ESG CLIMA PAR UCITS ETF	IE000I8IKC59	PAJP	MSCI JAPAN ESG CLIMATE PARIS ALIGNED BENCHMARK SEL
FIDELITY UCITS ICAV	EQUITY PACIFIC	FIDELITY SUST RESER PAC EX-JAP UCITS ETF	IE00BNGFMY78	FPXR	
GLOBAL X ETFS ICAV	EQUITY THEMATIC	GLOBAL X FINTECH UCITS ETF	IE00BLCHJZ35	FINX	INDXX GLOBAL FINTECH THEMATIC V2 INDEX
VANECK VECTORS UCITS ETFS PLC	EQUITY THEMATIC	VANECK RARE EARTH STRAT METALS UCITS ETF	IE0002PG6CA6	REMX	MVIS GLOBAL RARE EARTH/ STRATEGIC METALS INDEX
GLOBAL X ETFS ICAV	EQUITY THEMATIC	GLOBAL X US INFRASTRUC DEVELOP UCITS ETF	IE00BLCHJ534	PAVE	INDXX U.S. INFRASTRUCTURE DEVELOPMENT V2 INDEX
FIDELITY UCITS ICAV	EQUITY STYLE (DEVELOPED)	FIDELITY GLB QUAL INCOME UCITS ETF IN HD	IE00BYV1YH46	FGEU	FIDELITY GLOBAL QUALITY INCOME INDEX NR
HANETF ICAV	EQUITY THEMATIC	ETC GROUP DIG ASS & BLOCKCHAIN UCITS ETF	IE00BMQ8YK98	KOIN	SOLACTIVE ETC GROUP DIG ASSETS AND BLOCKCHAIN EQU
FIDELITY UCITS ICAV	EQUITY STYLE (DEVELOPED)	FIDELITY US QUALITY INCOME UCITS ETF HDG	IE00BYV1Y969	FUSU	FIDELITY US QUALITY INCOME INDEX NR
GLOBAL X ETFS ICAV	EQUITY THEMATIC	GLOBAL X CLOUD COMPUTING UCITS ETF	IE00BMH5YF48	CLOU	INDXX GLOBAL CLOUD COMPUTING V2 INDEX

Annex 2

New listings on Italian market: details about ETC/ETN

ISSUER	AREA	INSTRUMENT	ISIN	TRADING CODE	UNDERLYING
GRANITESHARES FINANCIAL PLC	SINGLE STOCK SHORT => 2X	GRANITESHARES 3X SHORT PALANTIR DAIL ETP	XS2377112037	3SPA	SOLACTIVE DAILY LEVERAGED 3X SHORT PALANTIR INDEX
GRANITESHARES FINANCIAL PLC	SINGLE STOCK LONG => 2X	GRANITESHARES 3X LONG NETFLIX DAILY ETP	XS2193970543	3LNF	SOLACTIVE DAILY LEVERAGED 3X LONG NETFLIX INDEX
GRANITESHARES FINANCIAL PLC	EQUITY BASKET SHORT 3x	GRANITESHARES 3X SHORT GAFAM DAILY ETP	XS2305051448	3SGF	SOLACTIVE DAILY LEVERAGED 3X SHORT GAFAM INDEX
GRANITESHARES FINANCIAL PLC	SINGLE STOCK LONG => 2X	GRANITESHARES 3X LONG NIO DAILY ETP	XS2193973133	3LNI	SOLACTIVE DAILY LEVERAGED 3X LONG NIO INDEX
GRANITESHARES FINANCIAL PLC	SINGLE STOCK LONG => 2X	GRANITESHARES 3X LONG MODERNA DAILY ETP	XS2377112466	3LMO	SOLACTIVE DAILY LEVERAGED 3X LONG MODERNA INDEX
GRANITESHARES FINANCIAL PLC	SINGLE STOCK SHORT => 2X	GRANITESHARES 3X SHORT MODERNA DAILY ETP	XS2377112540	3SMO	SOLACTIVE DAILY LEVERAGED 3X SHORT MODERNA INDEX
GRANITESHARES FINANCIAL PLC	SINGLE STOCK SHORT => 2X	GRANITESHARES 3X SHORT MICROSOFT DLY ETP	XS2193970386	3SMS	SOLACTIVE DAILY LEVERAGED 3X SHORT MICROSOFT INDEX
GRANITESHARES FINANCIAL PLC	EQUITY BASKET LONG 3x	GRANITESHARES 3X LONG FAANG DAILY ETP	XS2305050804	3FNG	SOLACTIVE DAILY LEVERAGED 3X LONG FAANG INDEX
GRANITESHARES FINANCIAL PLC	EQUITY BASKET SHORT 1x	GRANITESHARES 1X SHORT GAFAM DAILY ETP	XS2305051521	SGFM	SOLACTIVE DAILY LEVERAGED 1X SHORT GAFAM INDEX
GRANITESHARES FINANCIAL PLC	SINGLE STOCK SHORT => 2X	GRANITESHARES 3X SHORT NIO DAILY ETP	XS2193973216	3SNI	SOLACTIVE DAILY LEVERAGED 3X SHORT NIO INDEX
GRANITESHARES FINANCIAL PLC	EQUITY BASKET LONG 3x	GRANITESHARES 3X LONG GAFAM DAILY ETP	XS2305051281	3GFM	SOLACTIVE DAILY LEVERAGED 3X LONG GAFAM INDEX
GRANITESHARES FINANCIAL PLC	SINGLE STOCK LONG => 2X	GRANITESHARES 3X LONG TESLA DAILY ETP	XS2193972598	3LTS	SOLACTIVE DAILY LEVERAGED 3X LONG TESLA INDEX
GRANITESHARES FINANCIAL PLC	SINGLE STOCK LONG => 2X	GRANITESHARES 3X LONG MICROSOFT DAIL ETP	XS2193970204	3LMS	SOLACTIVE DAILY LEVERAGED 3X LONG MICROSOFT INDEX
GRANITESHARES FINANCIAL PLC	SINGLE STOCK LONG => 2X	GRANITESHARES 3X LONG NVIDIA DAILY ETP	XS2193971947	3LNV	SOLACTIVE DAILY LEVERAGED 3X LONG NVIDIA INDEX
GRANITESHARES FINANCIAL PLC	SINGLE STOCK SHORT => 2X	GRANITESHARES 3X SHORT TESLA DAILY ETP	XS2193972671	3STS	SOLACTIVE DAILY LEVERAGED 3X SHORT TESLA INDEX
GRANITESHARES FINANCIAL PLC	SINGLE STOCK SHORT => 2X	GRANITESHARES 3X SHORT NETFLIX DAILY ETP	XS2193970899	3SNF	SOLACTIVE DAILY LEVERAGED 3X SHORT NETFLIX INDEX
GRANITESHARES FINANCIAL PLC	SINGLE STOCK SHORT => 2X	GRANITESHARES 3X SHORT NVIDIA DAILY ETP	XS2193972168	3SNV	SOLACTIVE DAILY LEVERAGED 3X SHORT NVIDIA INDEX
GRANITESHARES FINANCIAL PLC	EQUITY BASKET	GRANITESHARES FAANG ETP	XS2305050556	FANG	SOLACTIVE FAANG EQUAL WEIGHT INDEX NTR
GRANITESHARES FINANCIAL PLC	EQUITY BASKET	GRANITESHARES FATANG ETP	XS2305050713	FTNG	SOLACTIVE FATANG EQUAL WEIGHT INDEX NTR
GRANITESHARES FINANCIAL PLC	SINGLE STOCK SHORT => 2X	GRANITESHARES 3X SHORT ALPHABET DAIL ETP	XS2193968729	3SAL	SOLACTIVE DAILY LEVERAGED 3X SHORT ALPHABET INDEX
GRANITESHARES FINANCIAL PLC	EQUITY BASKET	GRANITESHARES GAFAM ETP	XS2305050630	GFAM	SOLACTIVE GAFAM EQUAL WEIGHT INDEX NTR
GRANITESHARES FINANCIAL PLC	SINGLE STOCK SHORT => 2X	GRANITESHARES 3X SHORT UBER DAILY ETP	XS2193973059	3SUB	SOLACTIVE DAILY LEVERAGED 3X SHORT UBER INDEX
GRANITESHARES FINANCIAL PLC	EQUITY BASKET SHORT 3x	GRANITESHARES 3X SHORT FAANG DAILY ETP	XS2305051018	3SFG	SOLACTIVE DAILY LEVERAGED 3X SHORT FAANG INDEX

ISSUER	AREA	INSTRUMENT	ISIN	TRADING CODE	UNDERLYING
GRANITESHARES FINANCIAL PLC	SINGLE STOCK LONG => 2X	GRANITESHARES 3X LONG UBER DAILY ETP	XS2193972838	3LUB	SOLACTIVE DAILY LEVERAGED 3X LONG UBER INDEX
GRANITESHARES FINANCIAL PLC	SINGLE STOCK LONG => 2X	GRANITESHARES 3X LONG PALANTIR DAILY ETP	XS2377111906	3LPA	SOLACTIVE DAILY LEVERAGED 3X LONG PALANTIR INDEX
GRANITESHARES FINANCIAL PLC	EQUITY BASKET SHORT 1x	GRANITESHARES 1X SHORT FAANG DAILY ETP	XS2305051109	SFNG	SOLACTIVE DAILY LEVERAGED 1X SHORT FAANG INDEX
GRANITESHARES FINANCIAL PLC	SINGLE STOCK LONG => 2X	GRANITESHARES 3X LONG ALPHABET DAILY ETP	XS2193968307	3LAL	SOLACTIVE DAILY LEVERAGED 3X LONG ALPHABET INDEX
GRANITESHARES FINANCIAL PLC	EQUITY BASKET SHORT 1x	GRANITESHARES 1X SHORT FATANG DAILY ETP	XS2305052172	SFTG	SOLACTIVE DAILY LEVERAGED 1X SHORT FATANG INDEX
GRANITESHARES FINANCIAL PLC	EQUITY BASKET LONG 3x	GRANITESHARES 3X LONG FATANG DAILY ETP	XS2305051877	3FTG	SOLACTIVE DAILY LEVERAGED 3X LONG FATANG INDEX
GRANITESHARES FINANCIAL PLC	EQUITY BASKET SHORT 3x	GRANITESHARES 3X SHORT FATANG DAILY ETP	XS2305051950	3SFT	SOLACTIVE DAILY LEVERAGED 3X SHORT FATANG INDEX

CONTACTS

Media Relations

media.relations@borsaitaliana.it

+39 02 72426 360

This document contains text, data, graphics, photographs, illustrations, artwork, names, logos, trade marks, service marks and information ("Information") connected with Borsa Italiana S.p.A. ("Borsa Italiana"). All reasonable efforts have been made to ensure that the Information in this document was correct at the time of publication. However, Borsa Italiana Spa accepts no liability for decisions taken, or systems-related or other work carried out by any party based on this document. The publication of this document does not represent solicitation, by Borsa Italiana, of public saving and is not to be considered as a recommendation by Borsa Italiana as to the suitability of the investment, if any, herein described.

© April 2021 Borsa Italiana S.p.A. – London Stock Exchange Group
All rights reserved.

Borsa Italiana S.p.A. – Piazza degli Affari, 6 – 20123 Milano (Italia)



www.borsaitaliana.it