

# ETFplus Monitor

**Q4 2022**

OCTOBER - DECEMBER



# Contents

1. News
2. New listings on Italian market
3. Trades
4. Liquidity – Spread
5. AUM in Italy and Net Inflow
6. Sustainable instruments

# News

## ETFplus market Milestone– Q4 2022

- 1 new issuer on ETFplus in Q4: FAM Series UCITS Icaiv, for a total of 32 issuers of ETPs.
- 44 new instruments (38 ETFs and 6 ETCs) listed in Q4, for a total of 307 new instruments listed in 2022.
- 1762 instruments (1440 ETFs and 322 ETCs/ETNs) available on ETFplus market at the end of December.

## AUM / Net inflow in Italy – Q4 2022

- The ETFplus AUM achieved €109.19bn (-11.34% vs December 2021).
- In the Q3 the net flow reached -€278.66m in Q4, for a total of €1.65bn in 2022.

## Trades – Q4 2022

- Q4 turnover: €25.20bn with more than 1.91m trades.
- At the end of September, the average daily number of trades amounted to 35,077 (+5.20% vs FY 2021), meanwhile the average daily turnover reached €470.9m (-0.44% vs FY 2021).
- €2.42bn traded with RFQ functionality in Q4 2022, for a total of €7.45bn in 2022.

## Sustainable instruments: focus

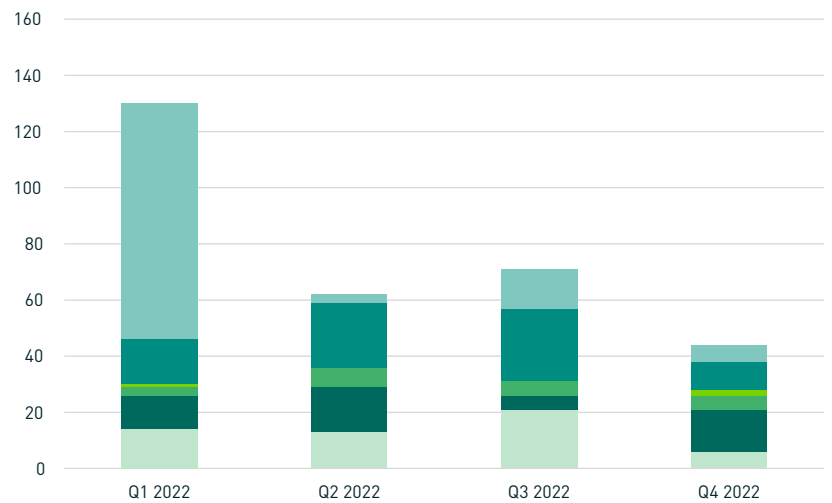
- 25 new ESG ETFs (13 equity and 12 fixed income) in Q4, for a total of 156 new ESG ETFs in 2022.
- 484 ESG ETFs available on ETFplus at the end of December.
- ESG AUM: €23.14bn at the end of December (+0.25% vs December 2021).
- ESG Inflow: €304.25m in Q4, for a total of €2.30bn in 2022.

## News from ETFplus market

- First thematic ESG ETF on companies active in the genomic sector.
- 1 new thematic ESG ETF on companies screened based on the biodiversity impact of their activities.
- 12 new ESG and multi-factor bond ETFs.

# New listings on Italian market

- ETF - Developed markets
- ETF - Emerging markets
- ETF - Others
- ETF - Corporate and gov bonds
- ETF - Style
- ETC/ETN



## ETF

EQUITY THEMATIC	9
INFLATION	1
CORPORATE BOND - EUR	4
EQUITY EMERGING - ASIA	3
EQUITY STYLE (DEVELOPED)	1
EQUITY PACIFIC	2
EQUITY EMERGING - WORLD	2
CORPORATE BOND - HIGH YIELD	2
EQUITY NORTH AMERICA	2
GOVERNMENT BONDS - EX EUR	2
EQUITY STYLE (EMERGING)	1
EQUITY SECTORS (EMERGING)	1
EQUITY WORLD	2
CORPORATE BOND - EX EUR	4
GOVERNMENT BONDS - EUR	2

---

## ETC/ETN

ETC LEVERAGED	2
ETC SHORT 3X	1
ETC LONG 3X	1
ENERGY	2

---

## ETF+ETC/ETN

TOTAL YTD	307
-----------	-----

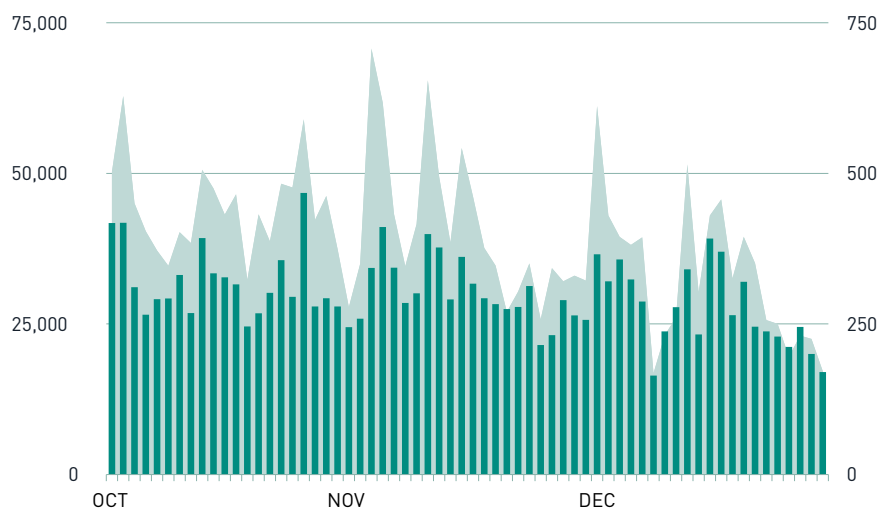
## ETF +ETC/ETN

Listed Instruments as of 30th December 2022 1762

# Trades

Trades

Turnover (eur m)



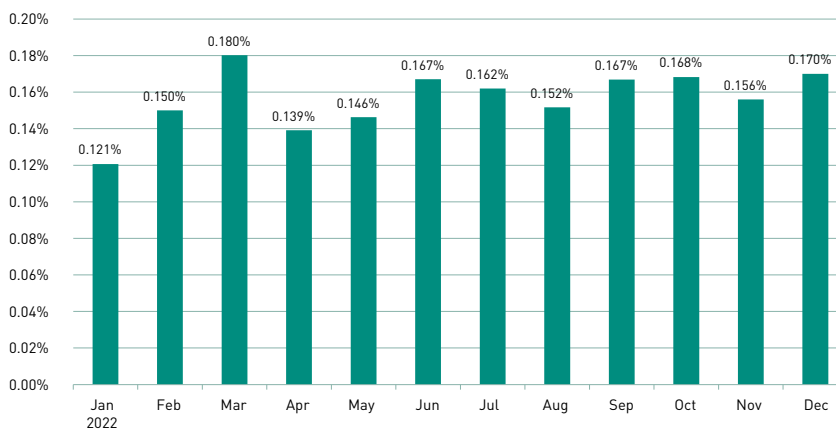
DAILY AVERAGE	Q4 2022	VAR % Q4 2021	YTD 2022	VAR % YTD 2021
<b>ETF</b>				
TRADES	19,692	-15.6%	22,947	-4.5%
TURNOVER	301.4	-18.5%	358.1	-2.4%
<b>ETC/ETN</b>				
TRADES	10,262	-2.9%	12,131	30.1%
TURNOVER	92.3	-22.1%	112.8	6.4%

# Liquidity – Spread

	JAN 2022	FEB	MAR	APR	MAY	JUN	JUL	AUG	SEP	OCT	NOV	DEC
ETF - DEVELOPED MARKET	0.105%	0.124%	0.135%	0.114%	0.126%	0.132%	0.124%	0.120%	0.132%	0.133%	0.122%	0.141%
ETF - CORPORATE GOVERNMENT BONDS	0.104%	0.143%	0.178%	0.130%	0.133%	0.166%	0.165%	0.149%	0.168%	0.172%	0.155%	0.159%
ETF - EMERGING MARKETS	0.191%	0.223%	0.280%	0.209%	0.217%	0.249%	0.234%	0.235%	0.263%	0.273%	0.277%	0.327%
ETF - STYLE	0.165%	0.177%	0.206%	0.176%	0.176%	0.185%	0.182%	0.165%	0.178%	0.182%	0.167%	0.186%
ETF - OTHERS	0.188%	0.223%	0.297%	0.211%	0.218%	0.247%	0.243%	0.224%	0.234%	0.231%	0.218%	0.226%
<b>ETF</b>	<b>0.121%</b>	<b>0.150%</b>	<b>0.180%</b>	<b>0.139%</b>	<b>0.146%</b>	<b>0.167%</b>	<b>0.162%</b>	<b>0.152%</b>	<b>0.167%</b>	<b>0.168%</b>	<b>0.156%</b>	<b>0.170%</b>

## Market spread

ETF



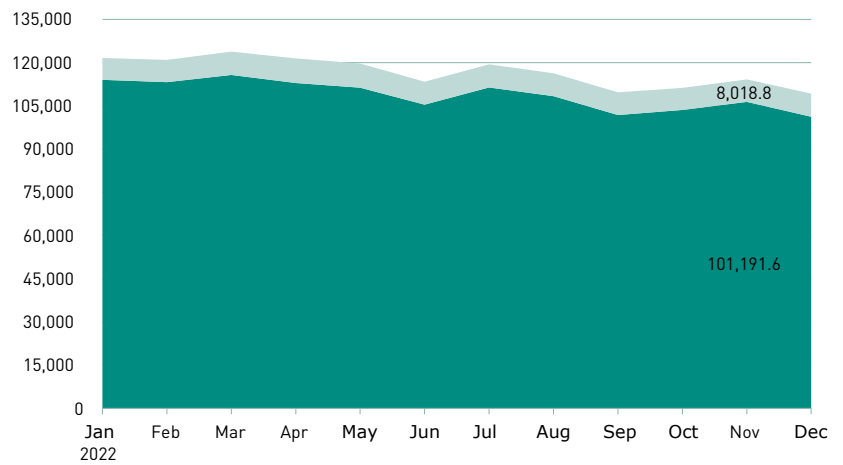
Source: Markets Analysis - Borsa Italiana

**SPREAD:** It is the implicit cost that an investor incurs when buying and selling at the same moment a financial instrument at best bid and ask prices (it is calculated as the difference between best bid and ask prices divided by the mid quote).

# AUM in Italy and Net Inflow

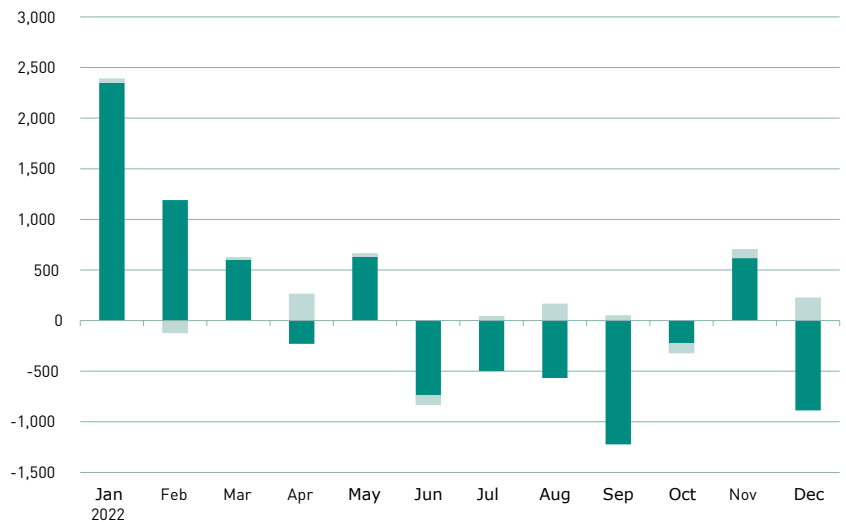
ETF AUM (eur m)

ETC/ETN AUM (eur m)



ETF Net Inflow (eur m)

ETC/ETN Net Inflow (eur m)



	AUM Dec 2022 (eur m)	VAR % Dec 2021
ETF	101,191.6	-12.7%
ETC/ETN	8,018.8	9.7%
<b>Total</b>	<b>109,210.5</b>	<b>-11.3%</b>

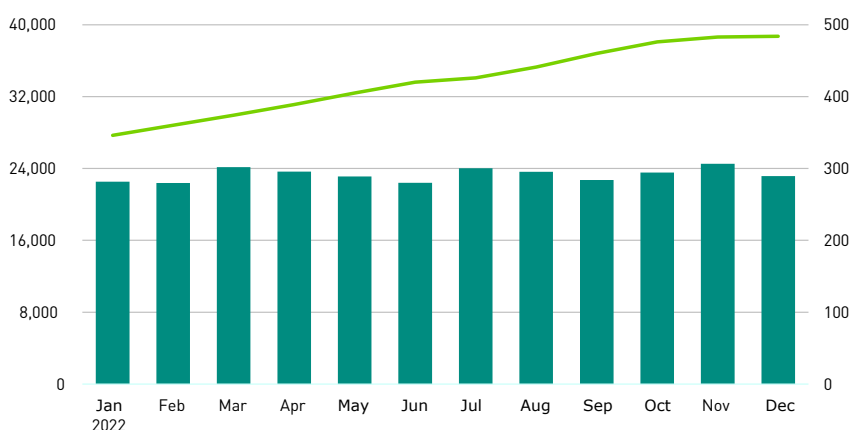
	NET INFLOW Q4 2022 (eur m)	NET INFLOW Q3 2022 (eur m)	NET INFLOW YtD (eur m)
ETF	-493.3	-2,286.4	1,027.7
ETC/ETN	214.7	261.9	618.0
<b>Total</b>	<b>-278.7</b>	<b>-2,024.5</b>	<b>1,645.6</b>



# Sustainable instruments

■ AUM ESG ETFs (eur m)

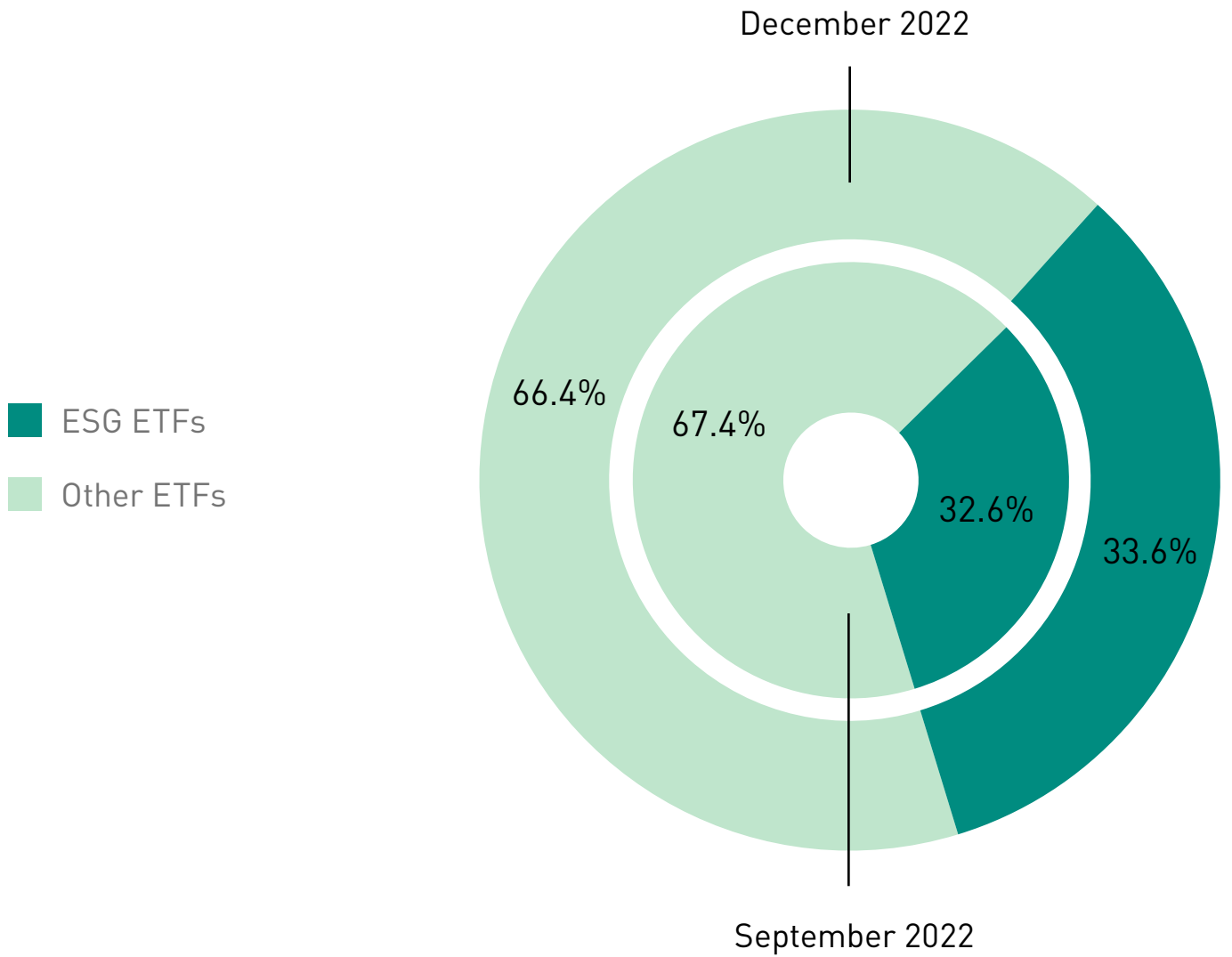
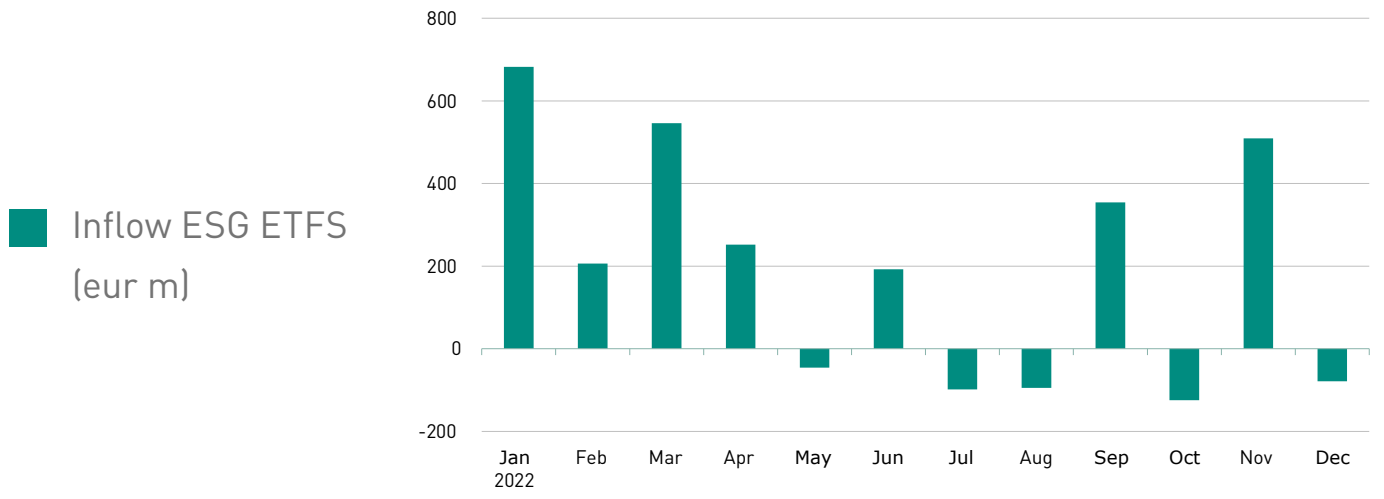
■ LISTED ESG ETFs



	AUM Dec 2022 (eur m)	VAR % Dec 2021
ESG ETF	23,144.4	0.25%

	NET INFLOW Q4 2022 (eur m)	NET INFLOW Q3 2022 (eur m)	NET INFLOW YtD (eur m)
ESG ETF	306.1	161.1	2,300.4

Source: Markets Analysis - Borsa Italiana



# Annex 1

## New listings on Italian market: details about ETF

ISSUER	AREA	INSTRUMENT	ISIN	TRADING CODE	BENCHMARK
KRANESHARES ICAV	EQUITY EMERGING - ASIA	KRANESHARES MSCI CHINA A 50 UCITS ETF	IE00BJLFK515	KA50	MSCI CHINA A 50 CONNECT
BNP PARIBAS EASY	EQUITY WORLD	BNPP EASY MSCI WRLD ESG MIN TE UCITS ETF	LU2446383171	WEMT2	MSCI WORLD ESG FILTERED MIN TE (NTR) INDEX
INVESCO MARKETS II	GOVERNMENT BONDS - EX EUR	INVESCO US TREAS 10+ Y UCITS ETF EUR H D	IE000FXHG8D6	TRUD	BLOOMBERG US LONG TREASURY INDEX
XTRACKERS II	GOVERNMENT BONDS - EUR	XTRACKERS EUROZ GOV GREEN BOND UCITS ETF	LU2504532487	XGEZ	IBOXX EUR EUROZONE SOVEREIGNS GREEN BONDS CAPPED
XTRACKERS II	GOVERNMENT BONDS - EUR	XTRACKERS EUROZ GOVER ESG TILT UCITS ETF	LU2504537445	XEZB	IBOXX EUR SOVEREIGNS ESG TILTED INDEX
BNP PARIBAS EASY	EQUITY THEMATIC	BNPP ESG EUROZONE BIODIVER PAB UCITS ETF	LU2446381555	BIODV	EURONEXT ESG EUROZONE BIODIVERSITY LEADERS PAB NR
FAM SERIES UCITS ICAV	EQUITY THEMATIC	FINECO MSCI WRD SEMICONDUCTORS UCITS ETF	IE000C870S21	FAMMWS	MSCI WORLD SEMICONDUCTORS AND SEMICONDUCTOR EQUIP
FAM SERIES UCITS ICAV	CORPORATE BOND - EUR	FINECO MSCI EUR IG SRI CORP UCITS ETF	IE000NPK2VI6	FAMSFF	MSCI EUR IG SRI SUST EXFOSSIL FUEL CORPORATE BOND
VANGUARD FUNDS	CORPORATE BOND - EUR	VANGUARD ESG EUR CORP BOND UCITS ETF D	IE000F37PGZ3	V3RF	BLOOMBERG MSCI EUR CORPORATE LIQUID BOND
KRANESHARES ICAV	EQUITY EMERGING - ASIA	KRANESHARES MSCI CHINA ESG UCITS ETF	IE00BKPT4N29	KESG	MSCI CHINA ESG LEADERS 10/40
VANGUARD FUNDS	CORPORATE BOND - EX EUR	VANGUARD ESG USD CORP BOND UCITS ETF A	IE000JQV8511	V3SD	BLOOMBERGMSCI USD CORP FLOAT-ADJ LIQ BOND SCREENED
FAM SERIES UCITS ICAV	EQUITY THEMATIC	FINECO MSCI WRD METAL N MINING UCITS ETF	IE000EE3Q489	FAMAMW	MSCI WORLD METALS AND MINING INDEX
INVESCO MARKETS II	GOVERNMENT BONDS - EX EUR	INVESCO US TREASURY 10+ Y UCITS ETF D	IE00BKWD3743	TREL	BLOOMBERG US LONG TREASURY INDEX
GLOBAL X ETFS ICAV	EQUITY NORTH AMERICA	GLOBALX NASDAQ100 COVERED CALL UCITS ETF	IE00BM8R0J59	QYLD	CBOE NASDAQ-100 BUYWRITE V2 UCITS INDEX
VANGUARD FUNDS	EQUITY PACIFIC	VANGUARD ESG DEV ASIAPAC UCITS ETF USD A	IE000G0J02A3	V3PA	FTSE DEVELOPED ASIA PACIFIC ALL CAP CHOICE INDEX
VANGUARD FUNDS	EQUITY PACIFIC	VANGUARD ESG DEV ASIA PA UCITS ETF USD D	IE0008T6IUX0	V3PL	FTSE DEVELOPED ASIA PACIFIC ALL CAP CHOICE INDEX
VANGUARD FUNDS	EQUITY EMERGING - WORLD	VANGUARD ESG EMERG MARK UCITS ETF USD D	IE0001VXZTV7	V3ML	FTSE EMERGING ALL CAP CHOICE INDEX
VANGUARD FUNDS	CORPORATE BOND - EX EUR	VANGUARD ESG USD CORP BOND UCITS ETF D	IE000R0103N4	V3SU	BLOOMBERGMSCI USD CORP FLOAT-ADJ LIQ BOND SCREENED

EMITTENTE	AREA	STRUMENTO	ISIN	TRADING CODE	BENCHMARK
FAM SERIES UCITS ICAV	EQUITY THEMATIC	FINECO MSCI WRD FINAN ESG LEAD UCITS ETF	IE000VDP60Y8	FAMMWF	MSCI WORLD FINANCIALS ESG LEADERS INDEX
VANGUARD FUNDS	CORPORATE BOND - EX EUR	VANGUARD ESG USD CORP UCITS ETF EUR H A	IE000EKJRSZ3	V3SE	BLOOMBERG MSCI USD CORP FLOAT-ADJ LIQ BOND SCREENED
HSBC ETFS	EQUITY WORLD	HSBC MSCI WORLD UCITS ETF EUR HEDGED A	IE000QMIHY81	HWDE	MSCI WORLD INDEX
KRANESHARES ICAV	EQUITY SECTORS (EMERGING)	KRANESHARES MSCI CHINA HEALTH UCITS ETF	IE00BL6K0S82	KURE	MSCI CHINA ALL SHARES HEALTH CARE
FAM SERIES UCITS ICAV	CORPORATE BOND - EX EUR	FINECO MSCI USD IG LQ SRI CORP UCITS ETF	IE000WMJVNE9	FAMLSS	MSCI USD IG LIQUID SRI SUSTAINABLE CORPORATE BOND
FAM SERIES UCITS ICAV	EQUITY THEMATIC	FINECO MSCI ACWI IMI CYBER SEC UCITS ETF	IE000VYO9NT0	FAMMAI	MSCI ACWI IMI CYBER SECURITY INDEX
HSBC ETFS	EQUITY STYLE (DEVELOPED)	HSBC MSCI WORLD VALUE ESG UCITS ETF	IE000LYBU7X5	HWL	MSCI WORLD VALUE SRI ESG TARGET SELECT INDEX
FAM SERIES UCITS ICAV	CORPORATE BOND - HIGH YIELD	FINECO MSCI EUR HY SRI CORP UCITS ETF	IE00002G7VL0	FAMEUS	MSCI EUR HY SRI SUSTAINABLE CORPORATE BOND INDEX
VANECK UCITS ETFS PLC	EQUITY THEMATIC	VANECK GENOMICS N HEALTHCA INN UCITS ETF	IE000B9PQW54	CURE	MVIS GLOBAL FUTURE HEALTHCARE ESG INDEX
FAM SERIES UCITS ICAV	CORPORATE BOND - HIGH YIELD	FINECO MSCI USD HY SRI CORP UCITS	IE0000JVOLK2	FAMUSS	MSCI USD HY SRI SUSTAINABLE CORPORATE BOND INDEX
HSBC ETFS	EQUITY STYLE (EMERGING)	HSBC MSCI EMERG MKTS VALUE ESG UCITS ETF	IE000NVVIF88	HEMV	MSCI EMERGING MARKETS VALUE SRI ESG TARGET SELECT
INVESCO MARKETS II	EQUITY NORTH AMERICA	INVESCO S&P 500 LOW VOLATILITY UCITS ETF	IE00BKW9SX35	SPLW	S&P 500 LOW VOLATILITY INDEX
FAM SERIES UCITS ICAV	EQUITY THEMATIC	FINECO MSCI WRD CONS STAPL ESG UCITS ETF	IE0006XQ3YX3	FAMWCS	MSCI WORLD CONSUMER STAPLES ESG LEADERS INDEX
FAM SERIES UCITS ICAV	EQUITY THEMATIC	FINECO MSCI WRD INFO TECH ESG UCITS ETF	IE000SACNHU2	FAMTEL	MSCI WORLD INFORMATION TECHNOLOGY ESG LEADER 20%CAP
ISHARES III PLC	EQUITY THEMATIC	ISHARES BLOCKCHAIN TECHNOLOGY UCITS ETF	IE000RDRMSD1	BLTH	NYSE FACTSET GLOBAL BLOCKCHAIN TECHNOLOGIES CAPPED
VANGUARD FUNDS	EQUITY EMERGING - WORLD	VANGUARD ESG EMERG MARK UCITS ETF USD A	IE000KPJJWM6	V3MA	FTSE EMERGING ALL CAP CHOICE INDEX
VANGUARD FUNDS	CORPORATE BOND - EUR	VANGUARD ESG EUR CORP BOND UCITS ETF A	IE000QADMYA3	V3RE	BLOOMBERG MSCI EUR CORPORATE LIQUID BOND
JP MORGAN ETFS IRELAND ICAV	EQUITY EMERGING - ASIA	JPM CARBON TRANS CHINA EQUITY UCITS ETF	IE000G3A6RN7	JCCT	SOLACTIVE JPMORGAN ASSETMANG CHINA CARB TRANSITION
FAM SERIES UCITS ICAV	CORPORATE BOND - EUR	FINECO MSCI EUR IG SRI 1-3 COR UCITS ETF	IE000W6ZFH20	FAMSF3	MSCI EUR IGSRI SUST EXFOSSIL FUEL 1-3Y CORP BOND
XTRACKERS II	INFLATION	XTRACKERS TIPS US INFLATI LINK UCITS ETF	LU2504532131	XTIP	MARKIT IBOXX TIPS INFLATION-LINKED INDEX

## Annex 2

### New listings on Italian market: details about ETC/ETN

EMITTENTE	AREA	STRUMENTO	ISIN	TRADING CODE	SOTTOSTANTE
SOCIETE GENERALE ISSUER	ETC LEVERAGED	SG ETC DAILY LONG +2X WTI OIL FUTURE	XS2425314858	WTI2L	FUTURE PETROLIO WTI
SOCIETE GENERALE ISSUER	ENERGY	SG ETC NATURAL GAS FUTURE	XS2425313371	NGA1L	FUTURE SU GAS NATURALE
SOCIETE GENERALE ISSUER	ETC LONG 3X	SG ETC DAILY LONG +3X NATURAL GAS FUTURE	XS2425313611	NGA3L	FUTURE SU GAS NATURALE
SOCIETE GENERALE ISSUER	ETC LEVERAGED	SG ETC DAILY LONG +2X NATURAL GAS FUTURE	XS2425320152	NGA2L	FUTURE SU GAS NATURALE
SOCIETE GENERALE ISSUER	ENERGY	SG ETC WTI OIL FUTURE	XS2425320079	WTI1L	FUTURE PETROLIO WTI
SOCIETE GENERALE ISSUER	ETC SHORT 3X	SG ETC DAILY SHORT -3X NATURL GAS FUTURE	XS2425314429	NGA3S	FUTURE SU GAS NATURALE

# CONTACTS

## Media Relations

[media.relations@borsaitaliana.it](mailto:media.relations@borsaitaliana.it)

+39 02 72426 360

---

This document contains text, data, graphics, photographs, illustrations, artwork, names, logos, trade marks, service marks and information ("Information") connected with Borsa Italiana S.p.A. ("Borsa Italiana"). All reasonable efforts have been made to ensure that the Information in this document was correct at the time of publication. However, Borsa Italiana Spa accepts no liability for decisions taken, or systems-related or other work carried out by any party based on this document. The publication of this document does not represent solicitation, by Borsa Italiana, of public saving and is not to be considered as a recommendation by Borsa Italiana as to the suitability of the investment, if any, herein described.

© April 2021 Borsa Italiana S.p.A. – London Stock Exchange Group  
All rights reserved.

Borsa Italiana S.p.A. – Piazza degli Affari, 6 – 20123 Milano (Italia)



[www.borsaitaliana.it](http://www.borsaitaliana.it)